



California JPIA
El Capitan Room
8081 Moody Street
La Palma, California 90623

AGENDA

EXECUTIVE COMMITTEE OF THE BOARD OF DIRECTORS

REGULAR MEETING

January 22, 2025

5:30 P.M.

CALL TO ORDER

President Margaret Finlay

PLEDGE OF ALLEGIANCE

President Margaret Finlay

ROLL CALL

Steve Croft
Sonny Santa Ines
Steve Tye
Chuong Vo
Mark Waronek
Secretary, Tom Chavez
Vice President, Mary Ann Reiss
President, Margaret Finlay

APPOINTMENT

1. APPOINTMENT

Appointment to Fill the Vacant, Unexpired Term on the Executive Committee

ORAL COMMUNICATIONS

Any persons present desiring to address the Executive Committee on any proper matter may do so at this time.

CONSENT CALENDAR

All items under Consent Calendar may be enacted by one motion. Any item may be removed from the Consent Calendar and acted upon separately by the Executive Committee.

2. APPROVAL

Minutes of December 11, 2024 Regular Meeting

3. RECEIVE AND FILE

Treasurer's Monthly Compliance Report for December 2024

4. RECEIVE AND FILE 2025 Executive Committee Workshop Call for Items

REPORTS AND RECOMMENDATIONS

5. RESOLUTION Warrant Register
NO. 2025-01 WR
A RESOLUTION OF THE EXECUTIVE COMMITTEE OF THE BOARD OF DIRECTORS OF THE CALIFORNIA JOINT POWERS INSURANCE AUTHORITY ALLOWING CERTAIN CLAIMS AND DEMANDS IN THE TOTAL OF \$31,380,727.57.

ADJOURNMENT To a meeting on February 26, 2025, at 5:30 p.m., in the El Capitan Room of the California JPIA, 8081 Moody Street, La Palma, CA 90623.

In compliance with Americans with Disabilities Act, if you need special assistance to participate in this meeting, please contact the Agency Clerk at (562) 467-8736. Notification 48 hours before meeting will enable the Authority to make reasonable arrangements to ensure accessibility. (28 CFR 35.102.35.104 ADA Title II)

TELECONFERENCE PARTICIPATION

To be a voting participant in action items appearing on the agenda, the participant's teleconference location must appear below, and the participant must have posted the agenda in a location accessible to the general public no less than 72 hours prior to the announced meeting time, in accordance and within the requirements of the Brown Act (Gov. Code, § 54950 et seq.). At the announced time of the meeting, teleconference participants (unless otherwise instructed) should call the California JPIA's teleconference number at **(253) 215-8782**, enter Meeting ID: **884 2824 2118** Password: **406934** and identify themselves for the record.

To access the video conferencing and view the meeting online, go to <https://cjpia.zoom.us/j/88428242118?pwd=VeyXMVmD579CptTs7z1GgLXEBHjZ7a.1>

If you have any problems with the meeting link or connecting to the meeting, please call Veronica Ruiz at (562) 455-0321.

Dated: January 16, 2025
Posted: January 16, 2025

s/Veronica Ruiz
Veronica Ruiz, CMC
Agency Clerk

AFFIDAVIT OF POSTING

I, Veronica Ruiz, declare as follows: That I am the duly designated Agency Clerk for the California Joint Powers Insurance Authority, and that I caused to be posted the foregoing agenda in accordance with the Brown Act. Dated this 16th day of January, 2025.

By: Veronica Ruiz, CMC, Agency Clerk

CALIFORNIA JPIA

AGENDA REPORT

To: EXECUTIVE COMMITTEE

From: Alexander Smith, Chief Executive Officer

Date: January 22, 2025

Subject: Appointment to Fill the Vacant, Unexpired Term on the Executive Committee

One seat on the Executive Committee was vacated when Committee Member Marshall Goodman's term on the La Palma City Council expired in November 2024. In accordance with the Authority's Bylaws, the Executive Committee chose to fill the vacancy by appointment. Members of the Board of Directors were encouraged to express their interest in serving on the Committee. Several Board Members applied and were interviewed by the seated members on January 22, 2025.

Upon consideration of the applicants, the Executive Committee will make a selection to fill the term ending July 2025.

Recommended Action

Appointment to fill the vacant, unexpired term on the Executive Committee ending July 2025.

CALIFORNIA JPIA

MINUTES

EXECUTIVE COMMITTEE OF THE BOARD OF DIRECTORS

REGULAR MEETING

December 11, 2024

4:30 P.M.

CALL TO ORDER

President Finlay called the regular meeting of the Executive Committee of the California JPIA to order at 4:49 p.m. in the California Room at the California JPIA, 8081 Moody Street, La Palma, CA 90623.

ROLL CALL

A quorum was established by roll call.

PRESENT:

Steve Croft
Sonny Santa Ines
Steve Tye
Chuong Vo
Mark Waronek
Secretary, Tom Chavez
Vice President, Mary Ann Reiss (*Teleconference*)
President, Margaret Finlay

EX OFFICIO:

Thaddeus McCormack, Managers Committee
Chairman
Jose Gomez, Finance Officers Committee
Chairman
Brad McKinney, Risk Managers Committee
Chairman

ATTENDEES:

Chris Kustra, Carl Warren & Company
Mark Nestor, Independent Consulting and Risk
Management Services (ICRMS) (*Teleconference*)
Marshall Goodman
Blake Covell
Lucila Covell
Eva Sandstrom
Zach Sandstrom
Emily Sandstrom

Carl Sandstrom, Jr.
Jack Stinson
Paul Walkingstick, Pacific Grove (*Teleconference*)

STAFF: Alexander Smith, Chief Executive Officer
Habib Ali, Accountant
Edith Avina, Administrative Analyst
Olga Berdial, Communications Director
Lyndsie Buskirk, Administrative Analyst
Denise Covell, Administrative Assistant
Joe Eynon, Training Manager
Melaina Francis, Senior Risk Manager
Maria Galvan, Senior Risk Manager
Chris Cray, Insurance Programs Manager
Abe Han, Senior Risk Manager (*Teleconference*)
Jason McBride, Finance Director
Alex Mellor, Risk Services Director
Courtney Morrison, Management Analyst
Ben Rodriguez, Technology Projects Manager
Carl Sandstrom, Business Projects Manager
Ryan Thomas, Senior Training Specialist
Jennifer Torres, Administrative Assistant
Kelly Trainer Policky, Employment Practices Manager
Aaron Webb, Data and Underwriting Analyst
Chris Yanonis, Facilities Specialist
Paul Zeglovitch, Claims and Insurance Director

ORAL COMMUNICATIONS

Alexander Smith, Chief Executive Officer, introduced the Authority’s new Insurance Programs Manager, Chris Gray.

PRESENTATION

The Executive Committee recognized Marshall Goodman for his service to the Authority as a member of the Executive Committee from 2019-2024.

PRESENTATION

The Executive Committee recognized the following staff members who had reached milestone anniversaries in their tenure with the Authority:

Ten Years of Service

Courtney Morrison, Management Analyst
Denise Covell, Administrative Assistant

Fifteen Years of Service

Alexander Smith, Chief Executive Officer

Retirement

Carl Sandstrom, Business Projects Manager, 21 years of service
Joe Eynon, Training Manager, 19 years of service

CONSENT CALENDAR

President Finlay presented the items appearing on the Consent Calendar.

Director Vo moved that the Consent Calendar Items be approved, received, and filed in one action. The motion was seconded by Director Croft. The motion carried unanimously by roll call vote.

The Consent Calendar included:

- Executive Committee Minutes of November 20, 2024 Regular Meeting
- Treasurer’s Monthly Compliance Report for November 2024
- Construction Management Agreement – Red Brick Consulting

RECEIVE AND FILE
2024 Liability Claims Handling
Audit

President Finlay presented the 2024 Liability Claims Handling Audit item.

Paul Zeglovitch, Claims and Insurance Director, introduced Mark Nester, President of Independent Consulting and Risk Management Services (ICRMS). Mr. Nester conducted the independent audit of the Authority’s liability claims administered by Carl Warren & Company. Carl Warren received a score of 97% on the audit.

Director Santa Ines moved to receive and file the 2024 Liability Claims Audit. The motion was seconded by Director Chavez. The motion carried unanimously by roll call vote.

RECEIVE AND FILE
Liability Program Stewardship
Report

President Finlay presented the Liability Program Stewardship Report item.

Paul Zeglovitch, Claims and Insurance Director, introduced Chris Kustra, Carl Warren and Company. Kustra presented a recap of the 2023-24 fiscal year, status of the program, and opportunities and challenges for the coming year.

Director Croft moved to receive and file the Liability Program Stewardship Report. The motion was seconded by Director Waronek. The motion carried unanimously by roll call vote.

RECEIVE AND FILE
Governance Program

President Finlay presented the Governance Program item.

Kelly Trainer Policky, Employment Practices Manager, gave an overview of the governance program. The program will focus on developing new resources for elected and appointed officials. The program is designed to support members in establishing and

maintaining a healthy working environment and providing quality service to the public. This, in turn, should reduce claims involving officials or mitigate the harm created by these situations.

Director Tye moved to receive and file the Governance Program Report. The motion was seconded by Director Waronek. The motion carried unanimously by roll call vote.

CONSIDERATION

Consideration of Vacancy on the Executive Committee

President Finlay presented the Consideration of Vacancy on the Executive Committee item.

Alexander Smith, Chief Executive Officer, described the options available to fill the upcoming vacancy on the Executive Committee.

The Executive Committee provided direction to staff to begin the process to fill the upcoming vacancy on the Executive Committee by appointment.

ADJOURNMENT

President Finlay adjourned the meeting at 6:38 p.m. to the next regular meeting on January 22, 2025, at 5:30 p.m., in the El Capitan Room of the California JPIA, 8081 Moody Street, La Palma, CA 90623.

Tom Chavez, Secretary

CALIFORNIA JPIA

AGENDA REPORT

To: EXECUTIVE COMMITTEE
From: Alexander Smith, Chief Executive Officer
By: Jason McBride, Finance Director
Date: January 22, 2025
Subject: Treasurer's Monthly Compliance Report

Attached is the Treasurer's Monthly Compliance Report for December 2024.

Directly held investments, as of December 31, 2024, totaled \$326.6 million. Cash held in LAIF was \$601,400 and the money market account balance was \$619,347. Cash held in the Los Angeles County Pooled Investment Fund was \$109,341. Cash held in CAMP was \$37.9 million. Altogether, cash and investments totaled \$365.8 million at the end of the month.

The annualized yield to maturity at cost earned by direct investments was 3.07%. Accrual basis earnings were \$753,090. The quarter-to-date yield reported by LAIF was 4.48%, and the money market account yield was 4.36%. The Los Angeles County Pooled Investment Fund yielded 3.73% and CAMP yielded 4.65%.

Recommended Action

Receive and file.

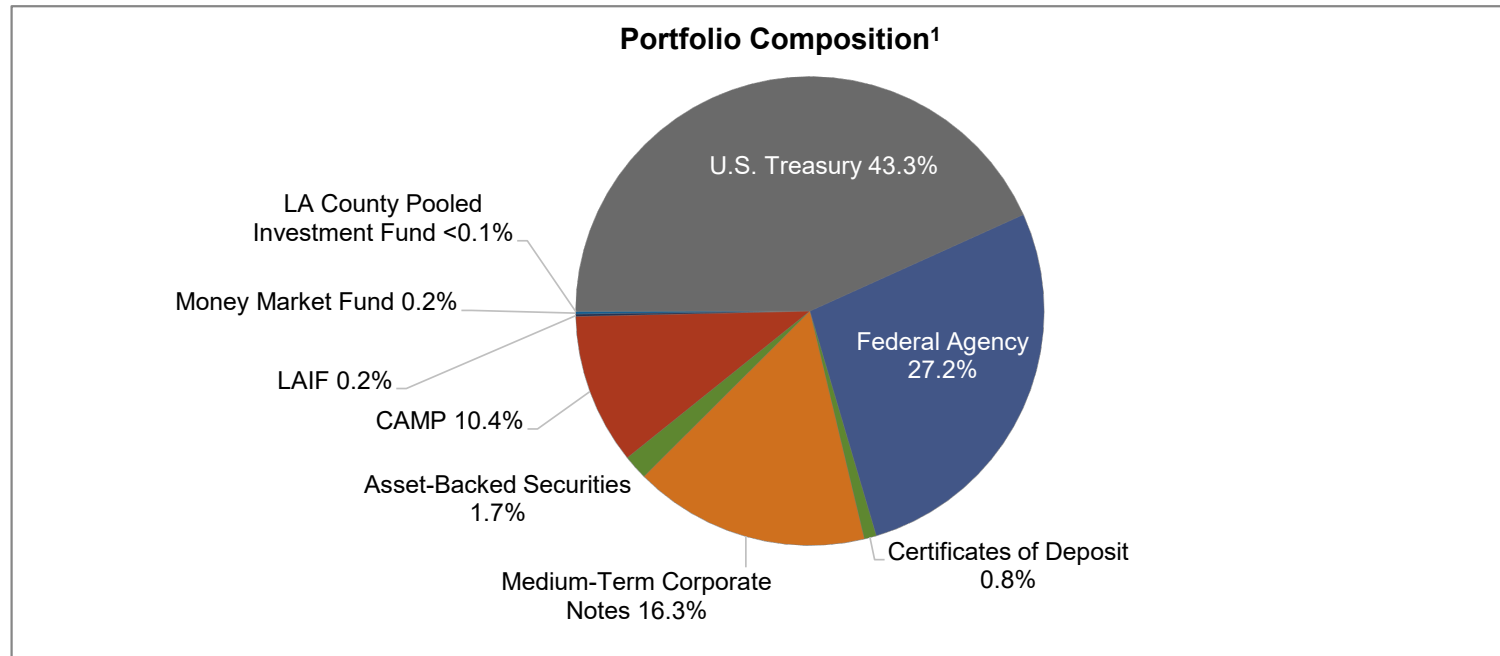
<u>Security Type</u>	<u>Par Value</u>	<u>Original Cost</u>	<u>Amortized Cost</u>	<u>Market Value</u>	<u>Longest Maturity</u>	<u>Maximum Allowable Maturity</u>	<u>YTM at Cost</u>
U.S. Treasury	\$164,360,000.00	\$162,066,404.91	\$163,187,845.46	\$157,441,738.79	9.63 Years	10 Years	2.38%
Federal Agency	\$100,852,431.96	\$100,228,166.53	\$100,505,500.62	\$98,900,689.77	7.70 Years	10 Years	3.56%
Certificates of Deposit	\$3,000,000.00	\$3,000,000.00	\$3,000,000.00	\$3,058,260.00	1.54 Years	5 Years	5.08%
Medium-Term Corporate Notes	\$60,064,000.00	\$59,787,911.81	\$59,513,222.26	\$59,217,435.27	4.62 Years	5 Years	3.81%
Asset-Backed Securities	\$6,161,202.06	\$6,160,323.07	\$6,160,508.85	\$6,200,663.59	4.05 Years	5 Years	4.83%
Total Securities	\$334,437,634.02	\$331,242,806.32	\$332,367,077.19	\$324,818,787.42			3.07%
Accrued Interest			\$1,764,299.60	\$1,764,299.60			
Total Portfolio	\$334,437,634.02	\$331,242,806.32	\$334,131,376.79	\$326,583,087.02			
CAMP-Pool	\$37,860,436.38	\$37,860,436.38	\$37,860,436.38	\$37,860,436.38	1 Day		4.65%
LAIF	\$601,400.26	\$601,400.26	\$601,400.26	\$601,400.26	1 Day		4.48%
Money Market Fund	\$619,346.91	\$619,346.91	\$619,346.91	\$619,346.91	1 Day		4.36%
LA County Pooled Investment Fund	\$109,341.16	\$109,341.16	\$109,341.16	\$109,341.16	1 Day		3.73%
Total Liquidity	\$39,190,524.71	\$39,190,524.71	\$39,190,524.71	\$39,190,524.71			4.64%
Total Investments	\$373,628,158.73	\$370,433,331.03	\$373,321,901.50	\$365,773,611.73			3.24%

- I hereby certify that all investments are in compliance with the investment policy adopted by the Executive Committee as of May 2024.
- The California JPIA investment portfolio is managed by PFM Asset Management, a division of U.S. Bancorp Asset Management, Inc.
- PFMAM's market prices are derived from closing bidprices as of the last business day of the month as supplied by Refinitiv or Bloomberg Finance LP. Where prices are not available from generally recognized sources the securities are priced using a yield-based matrix system to arrive at an estimated market value. Prices that fall between data points are interpolated.
- In accordance with Generally Accepted Accounting Principles (GAAP), month-end holdings and information are reported on a trade date basis. Securities listed in bold type on the Security Transactions & Interest page have been traded, but have not yet settled.
- All ratings are as of month end.
- The Authority has the ability to meet its budgeted expenditures for the next six months.
- Excludes \$1,581,731.92 of funds deposited with the Authority by the Central Coast Cities for payments on worker's compensation tail claims.
- The yield for CAMP is the 7-day yield as of December 31, 2024.
- The yield for LAIF is the quarter to date yield as of December 31, 2024.
- The yield for the LA County Pooled Investment Fund is the earnings rate for November. The County reports earnings with a one month lag.
- Compliance with the investment policy is measured at the time of purchase.
- Any information or data displayed herein has been formatted for use as directed by the Authority. This report should not be used for compliance assurance reasons. Any claims of compliance are that of the Authority.

For Institutional Investor or Professional Investor Use Only - This material is not for inspection by, distribution to, or quotation to the general public.

California JPIA Treasurer

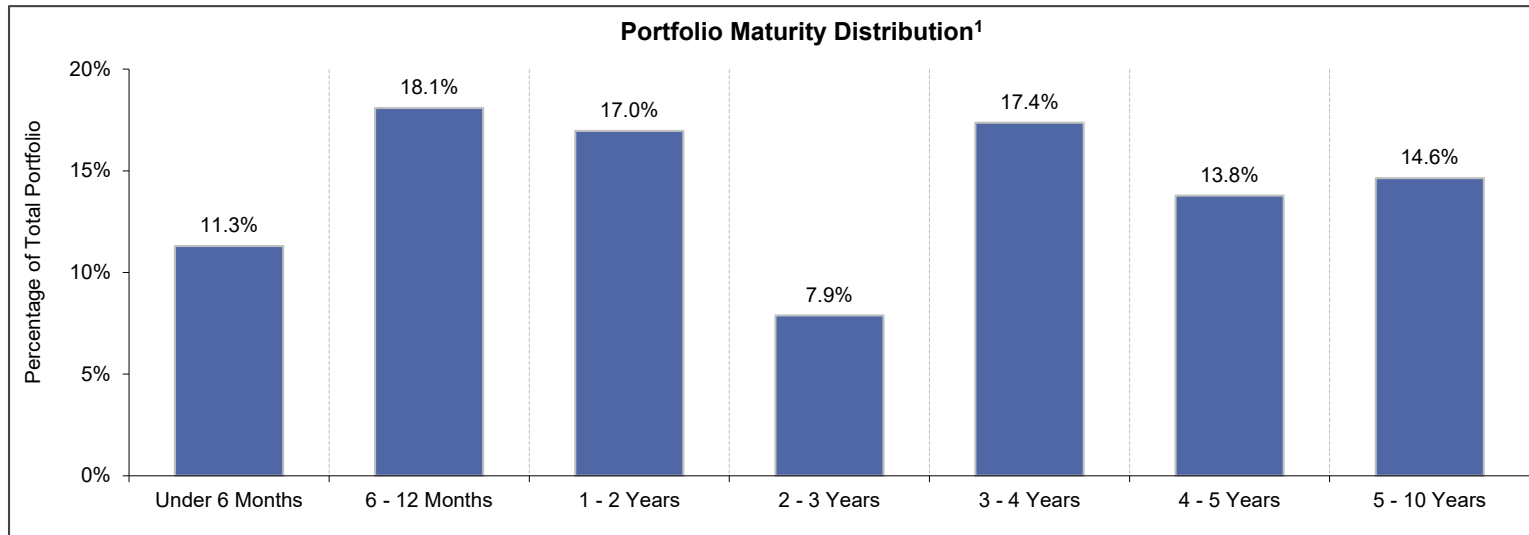
<u>Security Type</u>	<u>Market Value (\$)</u>	<u>% of Portfolio¹</u>	<u>Permitted by Policy (% or \$)</u>	<u>In Compliance</u>
U.S. Treasury	\$157,441,738.79	43.3%	100%	Yes
Federal Agency	\$98,900,689.77	27.2%	100%	Yes
Certificates of Deposit	\$3,058,260.00	0.8%	30%	Yes
Medium-Term Corporate Notes	\$59,217,435.27	16.3%	30%	Yes
Asset-Backed Securities	\$6,200,663.59	1.7%	20%	Yes
CAMP	\$37,860,436.38	10.4%	100%	Yes
LAIF	\$601,400.26	0.2%	\$75,000,000	Yes
Money Market Fund	\$619,346.91	0.2%	20%	Yes
LA County Pooled Investment Fund	\$109,341.16	<0.1%	\$30,000,000	Yes
Subtotal Investments	\$364,009,312.13	100.0%		
Accrued Interest	\$1,764,299.60			
Total Investments	\$365,773,611.73			



Percentages may not sum to 100% due to rounding.

Maturity Distribution¹	December 31, 2024
Under 6 Months	\$41,321,386.30
6 - 12 Months	\$66,178,196.60
1 - 2 Years	\$62,007,990.39
2 - 3 Years	\$28,849,157.35
3 - 4 Years	\$63,507,828.47
4 - 5 Years	\$50,384,315.39
5 - 10 Years	\$53,524,737.23
Totals	\$365,773,611.73

Portfolio Duration²	
Effective ³	2.79



- Notes:
- 17.6% of the portfolio is invested in currently callable securities. The callable securities are included in the maturity distribution to their stated maturity date, although they may be called prior to maturity.
 - Duration calculations exclude balances in CAMP, LAIF and the money market fund.
 - Effective duration is the change in price for a 1% change in yield, while also taking into account the likelihood of options such as calls and paydowns for mortgage-backed securities being exercised.
 - Percentages may not add up to 100% due to rounding.

For Institutional Investor or Professional Investor
 Use Only - This material is not for inspection by, distribution to, or
 quotation to the general public.

Managed Account Summary Statement

For the Month Ending **December 31, 2024**

CALIFORNIA JOINT POWERS INSURANCE AUTH

Transaction Summary - Managed Account

Opening Market Value	\$325,947,693.54
Maturities/Calls	(92,595.58)
Principal Dispositions	(4,872,460.91)
Principal Acquisitions	5,484,837.89
Unsettled Trades	0.00
Change in Current Value	(1,648,687.52)
Closing Market Value	\$324,818,787.42

Cash Transactions Summary - Managed Account

Maturities/Calls	0.00
Sale Proceeds	4,888,662.99
Coupon/Interest/Dividend Income	551,999.50
Principal Payments	92,595.58
Security Purchases	(5,488,560.59)
Net Cash Contribution	0.00
Reconciling Transactions	0.00

Earnings Reconciliation (Cash Basis) - Managed Account

Interest/Dividends/Coupons Received	568,201.58
Less Purchased Interest Related to Interest/Coupons	(3,722.70)
Plus Net Realized Gains/Losses	(66,846.29)
Total Cash Basis Earnings	\$497,632.59

Cash Balance

Closing Cash Balance	\$619,346.91
-----------------------------	---------------------

Earnings Reconciliation (Accrual Basis)

	Total
Ending Amortized Value of Securities	332,367,077.19
Ending Accrued Interest	1,764,299.60
Plus Proceeds from Sales	4,888,662.99
Plus Proceeds of Maturities/Calls/Principal Payments	92,595.58
Plus Coupons/Dividends Received	551,999.50
Less Cost of New Purchases	(5,488,560.59)
Less Beginning Amortized Value of Securities	(331,879,426.23)
Less Beginning Accrued Interest	(1,543,557.69)
Total Accrual Basis Earnings	\$753,090.35

Portfolio Summary and Statistics

For the Month Ending **December 31, 2024**

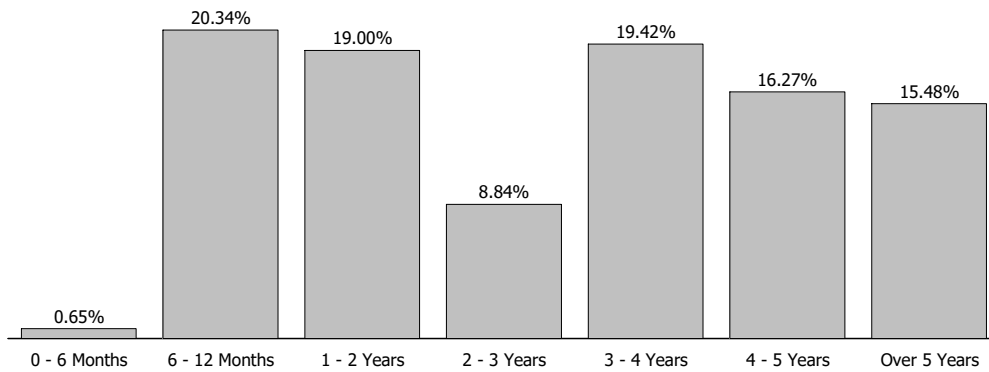
CALIFORNIA JOINT POWERS INSURANCE AUTH

Account Summary

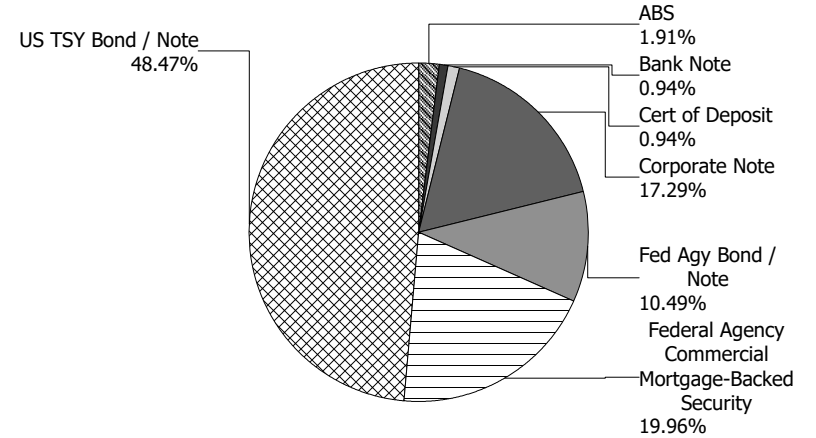
Description	Par Value	Market Value	Percent
U.S. Treasury Bond / Note	164,360,000.00	157,441,738.79	48.47
Federal Agency Commercial Mortgage-Backed Security	64,947,431.96	64,842,968.88	19.96
Federal Agency Bond / Note	35,905,000.00	34,057,720.89	10.49
Corporate Note	57,064,000.00	56,175,609.27	17.29
Certificate of Deposit	3,000,000.00	3,058,260.00	0.94
Bank Note	3,000,000.00	3,041,826.00	0.94
Asset-Backed Security	6,161,202.06	6,200,663.59	1.91
Managed Account Sub-Total	334,437,634.03	324,818,787.42	100.00%
Accrued Interest		1,764,299.60	
Total Portfolio	334,437,634.03	326,583,087.02	

Unsettled Trades **0.00** **0.00**

Maturity Distribution



Sector Allocation



Characteristics

Yield to Maturity at Cost	3.07%
Yield to Maturity at Market	4.49%
Weighted Average Days to Maturity	1173

Managed Account Issuer Summary

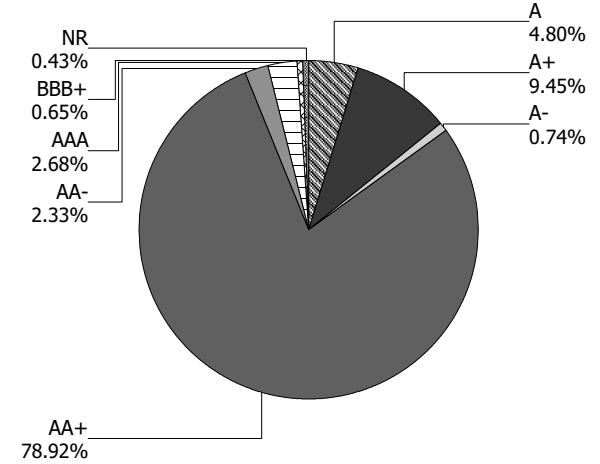
For the Month Ending **December 31, 2024**

CALIFORNIA JOINT POWERS INSURANCE AUTH

Issuer Summary

Issuer	Market Value of Holdings	Percent
Adobe Inc	2,392,644.94	0.74
BA Credit Card Trust	1,115,642.26	0.34
Bank of America Corp	4,548,620.18	1.40
Bank of New York Mellon Corp	4,719,458.64	1.45
BlackRock Inc	290,257.23	0.09
Bristol-Myers Squibb Co	2,319,118.07	0.71
Citigroup Inc	5,298,817.38	1.63
Cooperatieve Rabobank UA	3,058,260.00	0.94
Deere & Co	2,236,396.90	0.69
Eli Lilly & Co	2,353,226.41	0.72
Federal Farm Credit Banks Funding Corp	1,847,333.90	0.57
Federal Home Loan Banks	4,880,227.30	1.50
Federal Home Loan Mortgage Corp	66,391,181.80	20.44
Federal National Mortgage Association	25,781,946.77	7.94
GM Financial Consumer Automobile Receiv	296,506.86	0.09
Goldman Sachs Group Inc	2,122,208.46	0.65
Home Depot Inc	3,022,660.37	0.93
Hyundai Auto Receivables Trust	735,662.00	0.23
Johnson & Johnson	3,900,668.00	1.20
JPMorgan Chase & Co	7,685,293.05	2.37
Mastercard Inc	2,332,790.00	0.72
Morgan Stanley	3,041,826.00	0.94
Novartis AG	3,490,176.20	1.07
PACCAR Inc	2,307,644.45	0.71
PepsiCo Inc	1,531,914.65	0.47
Salesforce Inc	2,470,938.25	0.76
State Street Corp	1,778,736.09	0.55
Target Corp	423,315.15	0.13
Toyota Auto Receivables Owner Trust	541,392.82	0.17
Toyota Motor Corp	2,470,412.50	0.76
United States Treasury	157,441,738.79	48.48
UnitedHealth Group Inc	1,991,772.00	0.61

Credit Quality (S&P Ratings)



Managed Account Issuer Summary

For the Month Ending **December 31, 2024**

CALIFORNIA JOINT POWERS INSURANCE AUTH

Total	\$324,818,787.42	100.00%
--------------	-------------------------	----------------

Managed Account Detail of Securities Held

For the Month Ending **December 31, 2024**

CALIFORNIA JOINT POWERS INSURANCE AUTH

Security Type/Description	CUSIP	Par	S&P Rating	Moody's Rating	Trade Date	Settle Date	Original Cost	YTM at Cost	Accrued Interest	Amortized Cost	Market Value
U.S. Treasury Bond / Note											
US TREASURY N/B DTD 08/31/2020 0.250% 08/31/2025	91282CAJ0	4,375,000.00	AA+	Aaa	08/02/21	08/06/21	4,326,123.05	0.53	3,716.33	4,367,040.23	4,260,926.25
US TREASURY N/B DTD 09/30/2020 0.250% 09/30/2025	91282CAM3	1,675,000.00	AA+	Aaa	09/21/21	09/22/21	1,646,407.23	0.68	1,069.88	1,669,705.76	1,626,307.75
US TREASURY N/B DTD 09/30/2020 0.250% 09/30/2025	91282CAM3	3,100,000.00	AA+	Aaa	09/27/21	09/28/21	3,031,824.22	0.81	1,980.08	3,087,324.80	3,009,883.00
US TREASURY N/B DTD 09/30/2020 0.250% 09/30/2025	91282CAM3	4,000,000.00	AA+	Aaa	09/03/21	09/09/21	3,937,812.50	0.64	2,554.95	3,988,586.37	3,883,720.00
US TREASURY N/B DTD 11/02/2020 0.250% 10/31/2025	91282CAT8	1,795,000.00	AA+	Aaa	10/04/21	10/06/21	1,756,996.48	0.78	768.58	1,787,250.96	1,737,139.97
US TREASURY N/B DTD 11/16/2015 2.250% 11/15/2025	912828M56	2,000,000.00	AA+	Aaa	01/30/19	01/31/19	1,951,484.38	2.64	5,842.54	1,993,779.05	1,965,766.00
US TREASURY N/B DTD 11/30/2020 0.375% 11/30/2025	91282CAZ4	2,110,000.00	AA+	Aaa	11/02/21	11/03/21	2,054,777.34	1.03	695.60	2,097,641.70	2,037,517.28
US TREASURY N/B DTD 12/31/2020 0.375% 12/31/2025	91282CBC4	1,425,000.00	AA+	Aaa	05/06/21	05/07/21	1,402,066.41	0.73	14.76	1,420,086.62	1,372,152.45
US TREASURY N/B DTD 12/31/2020 0.375% 12/31/2025	91282CBC4	2,750,000.00	AA+	Aaa	01/06/21	01/07/21	2,741,943.36	0.43	28.49	2,748,387.79	2,648,013.50
US TREASURY N/B DTD 12/31/2020 0.375% 12/31/2025	91282CBC4	10,390,000.00	AA+	Aaa	07/16/21	07/19/21	10,237,802.73	0.71	107.63	10,355,928.78	10,004,676.46
US TREASURY N/B DTD 01/31/2019 2.625% 01/31/2026	9128286A3	1,375,000.00	AA+	Aaa	02/01/21	02/03/21	1,524,799.80	0.42	15,104.45	1,407,457.99	1,351,689.63
US TREASURY N/B DTD 02/01/2021 0.375% 01/31/2026	91282CBH3	1,400,000.00	AA+	Aaa	05/02/22	05/03/22	1,270,281.25	3.01	2,197.01	1,362,572.02	1,343,288.80
US TREASURY N/B DTD 01/31/2019 2.625% 01/31/2026	9128286A3	2,000,000.00	AA+	Aaa	08/20/19	08/21/19	2,138,750.00	1.49	21,970.11	2,023,272.29	1,966,094.00
US TREASURY N/B DTD 02/01/2021 0.375% 01/31/2026	91282CBH3	3,300,000.00	AA+	Aaa	05/19/21	05/20/21	3,232,453.13	0.82	5,178.67	3,284,460.68	3,166,323.60

Managed Account Detail of Securities Held

For the Month Ending **December 31, 2024**

CALIFORNIA JOINT POWERS INSURANCE AUTH

Security Type/Description Dated Date/Coupon/Maturity	CUSIP	Par	S&P Rating	Moody's Rating	Trade Date	Settle Date	Original Cost	YTM at Cost	Accrued Interest	Amortized Cost	Market Value
U.S. Treasury Bond / Note											
US TREASURY N/B DTD 02/01/2021 0.375% 01/31/2026	91282CBH3	3,350,000.00	AA+	Aaa	02/26/21	02/26/21	3,280,644.53	0.80	5,257.13	3,334,780.33	3,214,298.20
US TREASURY N/B DTD 02/01/2021 0.375% 01/31/2026	91282CBH3	5,500,000.00	AA+	Aaa	07/02/21	07/07/21	5,394,296.88	0.80	8,631.11	5,474,983.38	5,277,206.00
US TREASURY N/B DTD 02/16/2016 1.625% 02/15/2026	912828P46	1,000,000.00	AA+	Aaa	03/06/19	03/08/19	937,226.56	2.62	6,137.91	989,851.30	971,406.00
US TREASURY N/B DTD 03/01/2021 0.500% 02/28/2026	91282CBQ3	1,665,000.00	AA+	Aaa	09/21/21	09/22/21	1,646,333.79	0.76	2,828.66	1,660,126.05	1,595,148.26
US TREASURY N/B DTD 03/01/2021 0.500% 02/28/2026	91282CBO3	2,000,000.00	AA+	Aaa	03/12/21	03/12/21	1,966,718.75	0.84	3,397.79	1,992,239.27	1,916,094.00
US TREASURY N/B DTD 03/01/2021 0.500% 02/28/2026	91282CBO3	3,000,000.00	AA+	Aaa	12/03/21	12/07/21	2,919,140.63	1.15	5,096.69	2,977,847.47	2,874,141.00
US TREASURY N/B DTD 04/01/2019 2.250% 03/31/2026	9128286L9	545,000.00	AA+	Aaa	03/02/20	03/04/20	587,088.48	0.94	3,133.00	553,615.05	531,821.90
US TREASURY N/B DTD 05/16/2016 1.625% 05/15/2026	912828R36	1,045,000.00	AA+	Aaa	07/24/19	07/25/19	1,025,161.33	1.92	2,204.75	1,041,017.90	1,008,588.02
US TREASURY N/B DTD 05/31/2019 2.125% 05/31/2026	9128286X3	1,000,000.00	AA+	Aaa	06/03/19	06/05/19	1,008,945.31	1.99	1,868.13	1,001,805.19	971,016.00
US TREASURY N/B DTD 06/01/2021 0.750% 05/31/2026	91282CCF6	1,455,000.00	AA+	Aaa	06/23/21	06/25/21	1,446,701.95	0.87	959.34	1,452,627.15	1,385,717.27
US TREASURY N/B DTD 06/01/2021 0.750% 05/31/2026	91282CCF6	3,340,000.00	AA+	Aaa	06/06/22	06/08/22	3,061,057.81	2.99	2,202.20	3,241,131.98	3,180,959.22
US TREASURY N/B DTD 06/01/2021 0.750% 05/31/2026	91282CCF6	4,175,000.00	AA+	Aaa	06/01/21	06/01/21	4,161,790.04	0.81	2,752.75	4,171,272.26	3,976,199.03
US TREASURY N/B DTD 08/02/2021 0.625% 07/31/2026	91282CCP4	1,665,000.00	AA+	Aaa	09/21/21	09/22/21	1,649,520.70	0.82	4,354.79	1,659,971.19	1,573,425.00
US TREASURY N/B DTD 09/30/2019 1.625% 09/30/2026	912828YG9	3,035,000.00	AA+	Aaa	01/05/21	01/06/21	3,235,950.19	0.45	12,600.67	3,096,158.75	2,902,218.75

Managed Account Detail of Securities Held

For the Month Ending **December 31, 2024**

CALIFORNIA JOINT POWERS INSURANCE AUTH

Security Type/Description Dated Date/Coupon/Maturity	CUSIP	Par	S&P Rating	Moody's Rating	Trade Date	Settle Date	Original Cost	YTM at Cost	Accrued Interest	Amortized Cost	Market Value
U.S. Treasury Bond / Note											
US TREASURY N/B DTD 09/30/2021 0.875% 09/30/2026	91282CCZ2	4,660,000.00	AA+	Aaa	04/05/22	04/07/22	4,290,658.59	2.77	10,417.79	4,516,279.49	4,397,329.78
US TREASURY N/B DTD 03/31/2020 0.625% 03/31/2027	912828ZE3	865,000.00	AA+	Aaa	02/26/21	02/26/21	845,909.18	1.00	1,381.27	857,969.70	798,536.86
US TREASURY N/B DTD 04/30/2020 0.500% 04/30/2027	912828ZN3	3,985,000.00	AA+	Aaa	08/03/22	08/05/22	3,561,593.75	2.92	3,412.57	3,777,092.59	3,654,994.18
US TREASURY N/B DTD 05/15/2017 2.375% 05/15/2027	912828X88	780,000.00	AA+	Aaa	11/29/22	11/30/22	728,477.34	4.01	2,405.18	752,639.47	746,910.84
US TREASURY N/B DTD 08/15/2017 2.250% 08/15/2027	9128282R0	105,000.00	AA+	Aaa	01/04/22	01/06/22	109,499.41	1.45	892.36	107,101.34	99,795.15
US TREASURY N/B DTD 08/15/2017 2.250% 08/15/2027	9128282R0	680,000.00	AA+	Aaa	08/29/22	08/31/22	647,487.50	3.30	5,779.08	662,827.65	646,292.40
US TREASURY N/B DTD 08/15/2017 2.250% 08/15/2027	9128282R0	5,240,000.00	AA+	Aaa	09/01/22	09/06/22	4,967,970.31	3.40	44,532.88	5,095,842.36	4,980,253.20
US TREASURY N/B DTD 11/02/2020 0.500% 10/31/2027	91282CAU5	1,435,000.00	AA+	Aaa	09/22/21	09/23/21	1,392,006.05	1.01	1,228.87	1,415,075.03	1,291,500.00
US TREASURY N/B DTD 12/31/2020 0.625% 12/31/2027	91282CBB6	2,000,000.00	AA+	Aaa	01/05/21	01/06/21	1,995,078.13	0.66	34.53	1,997,888.42	1,795,782.00
US TREASURY N/B DTD 05/01/2023 3.500% 04/30/2028	91282CHA2	3,130,000.00	AA+	Aaa	05/01/23	05/01/23	3,117,895.71	3.59	18,762.71	3,121,945.94	3,050,648.24
US TREASURY N/B DTD 05/15/2018 2.875% 05/15/2028	9128284N7	950,000.00	AA+	Aaa	07/24/19	07/25/19	1,015,609.38	2.02	3,546.10	975,085.34	907,324.10
US TREASURY N/B DTD 05/15/2018 2.875% 05/15/2028	9128284N7	1,000,000.00	AA+	Aaa	06/03/19	06/05/19	1,064,765.63	2.08	3,732.73	1,024,383.75	955,078.00
US TREASURY N/B DTD 08/15/2018 2.875% 08/15/2028	9128284V9	1,000,000.00	AA+	Aaa	08/20/19	08/21/19	1,111,171.88	1.54	10,859.38	1,044,780.39	951,133.00
US TREASURY N/B DTD 11/16/1998 5.250% 11/15/2028	912810FF0	1,040,000.00	AA+	Aaa	12/06/22	12/08/22	1,118,325.00	3.82	7,088.95	1,091,061.11	1,072,621.68

Managed Account Detail of Securities Held

For the Month Ending **December 31, 2024**

CALIFORNIA JOINT POWERS INSURANCE AUTH

Security Type/Description Dated Date/Coupon/Maturity	CUSIP	Par	S&P Rating	Moody's Rating	Trade Date	Settle Date	Original Cost	YTM at Cost	Accrued Interest	Amortized Cost	Market Value
U.S. Treasury Bond / Note											
US TREASURY N/B DTD 02/15/2019 2.625% 02/15/2029	9128286B1	1,000,000.00	AA+	Aaa	08/20/19	08/21/19	1,094,296.88	1.55	9,915.08	1,040,972.62	934,805.00
US TREASURY N/B DTD 05/15/2019 2.375% 05/15/2029	9128286T2	535,000.00	AA+	Aaa	03/02/20	03/04/20	596,211.52	1.07	1,649.71	564,065.90	493,077.94
US TREASURY N/B DTD 05/15/2019 2.375% 05/15/2029	9128286T2	990,000.00	AA+	Aaa	07/24/19	07/25/19	1,018,114.45	2.05	3,052.73	1,002,518.86	912,424.59
US TREASURY N/B DTD 05/15/2019 2.375% 05/15/2029	9128286T2	1,000,000.00	AA+	Aaa	06/03/19	06/05/19	1,024,335.94	2.10	3,083.56	1,010,687.18	921,641.00
US TREASURY N/B DTD 10/31/2022 4.000% 10/31/2029	91282CFT3	985,000.00	AA+	Aaa	11/01/22	11/03/22	974,996.09	4.17	6,748.07	978,090.49	968,301.30
US TREASURY N/B DTD 10/31/2022 4.000% 10/31/2029	91282CFT3	1,090,000.00	AA+	Aaa	12/06/22	12/08/22	1,110,139.45	3.69	7,467.40	1,104,103.21	1,071,521.23
US TREASURY N/B DTD 10/31/2024 4.125% 10/31/2029	91282CLR0	2,000,000.00	AA+	Aaa	11/01/24	11/04/24	1,995,078.13	4.18	14,129.83	1,995,227.31	1,976,718.00
US TREASURY N/B DTD 12/02/2024 4.125% 11/30/2029	91282CMA6	5,475,000.00	AA+	Aaa	12/05/24	12/06/24	5,484,837.89	4.08	19,854.40	5,484,729.31	5,412,125.10
US TREASURY N/B DTD 01/03/2023 3.875% 12/31/2029	91282CGB1	2,850,000.00	AA+	Aaa	01/04/23	01/06/23	2,862,357.42	3.80	305.08	2,858,840.57	2,783,982.60
US TREASURY N/B DTD 02/28/2023 4.000% 02/28/2030	91282CGO8	2,510,000.00	AA+	Aaa	08/16/23	08/17/23	2,464,702.34	4.32	34,113.81	2,474,247.68	2,463,231.17
US TREASURY N/B DTD 05/31/2023 3.750% 05/31/2030	91282CHF1	595,000.00	AA+	Aaa	07/24/23	07/25/23	586,028.52	4.00	1,961.54	587,914.61	575,824.94
US TREASURY N/B DTD 11/16/2020 0.875% 11/15/2030	91282CAV3	2,000,000.00	AA+	Aaa	01/05/21	01/06/21	1,986,718.75	0.95	2,272.10	1,992,090.28	1,636,172.00
US TREASURY N/B DTD 11/30/2023 4.375% 11/30/2030	91282CJM4	840,000.00	AA+	Aaa	12/07/23	12/08/23	851,353.13	4.15	3,230.77	849,822.35	836,850.00
US TREASURY N/B DTD 02/15/2001 5.375% 02/15/2031	912810FP8	980,000.00	AA+	Aaa	12/06/22	12/08/22	1,099,552.34	3.64	19,896.26	1,069,374.47	1,027,583.90

Managed Account Detail of Securities Held

For the Month Ending **December 31, 2024**

CALIFORNIA JOINT POWERS INSURANCE AUTH

Security Type/Description Dated Date/Coupon/Maturity	CUSIP	Par	S&P Rating	Moody's Rating	Trade Date	Settle Date	Original Cost	YTM at Cost	Accrued Interest	Amortized Cost	Market Value
U.S. Treasury Bond / Note											
US TREASURY N/B DTD 02/15/2001 5.375% 02/15/2031	912810FP8	2,345,000.00	AA+	Aaa	08/16/23	08/17/23	2,517,394.14	4.22	47,608.92	2,485,735.05	2,458,861.48
US TREASURY N/B DTD 07/01/2024 4.250% 06/30/2031	91282CKW0	1,865,000.00	AA+	Aaa	07/01/24	07/02/24	1,842,634.57	4.45	218.96	1,844,008.58	1,841,396.56
US TREASURY N/B DTD 07/31/2024 4.125% 07/31/2031	91282CLD1	3,525,000.00	AA+	Aaa	08/01/24	08/02/24	3,577,599.61	3.88	60,849.35	3,574,879.31	3,454,500.00
US TREASURY N/B DTD 11/15/2021 1.375% 11/15/2031	91282CDJ7	600,000.00	AA+	Aaa	01/30/23	01/31/23	503,812.50	3.51	1,071.13	524,817.93	490,265.40
US TREASURY N/B DTD 05/16/2022 2.875% 05/15/2032	91282CEP2	1,900,000.00	AA+	Aaa	10/02/23	10/02/23	1,656,339.84	4.70	7,092.20	1,691,712.36	1,706,363.40
US TREASURY N/B DTD 05/16/2022 2.875% 05/15/2032	91282CEP2	2,050,000.00	AA+	Aaa	07/01/24	07/02/24	1,833,628.91	4.48	7,652.11	1,845,244.26	1,841,076.30
US TREASURY N/B DTD 08/15/2022 2.750% 08/15/2032	91282CFF3	3,065,000.00	AA+	Aaa	01/04/23	01/06/23	2,829,497.85	3.71	31,836.85	2,878,222.43	2,718,152.34
US TREASURY N/B DTD 11/15/2022 4.125% 11/15/2032	91282CFV8	855,000.00	AA+	Aaa	12/07/23	12/08/23	853,897.85	4.14	4,579.09	854,029.50	833,925.96
US TREASURY N/B DTD 11/15/2022 4.125% 11/15/2032	91282CFV8	2,505,000.00	AA+	Aaa	08/16/23	08/17/23	2,484,059.77	4.23	13,415.94	2,487,177.87	2,443,256.76
US TREASURY N/B DTD 11/15/2022 4.125% 11/15/2032	91282CFV8	4,490,000.00	AA+	Aaa	10/02/24	10/03/24	4,622,069.14	3.70	24,046.93	4,618,634.85	4,379,330.48
US TREASURY N/B DTD 02/15/2023 3.500% 02/15/2033	91282CGM7	1,835,000.00	AA+	Aaa	10/02/23	10/02/23	1,672,932.23	4.67	24,258.90	1,694,563.35	1,707,195.92
US TREASURY N/B DTD 05/15/2023 3.375% 05/15/2033	91282CHC8	1,140,000.00	AA+	Aaa	08/01/23	08/01/23	1,079,660.16	4.03	4,995.37	1,088,419.99	1,047,731.82
US TREASURY N/B DTD 05/15/2023 3.375% 05/15/2033	91282CHC8	2,000,000.00	AA+	Aaa	07/01/24	07/02/24	1,838,359.38	4.49	8,763.81	1,845,872.66	1,838,126.00
US TREASURY N/B DTD 08/15/2023 3.875% 08/15/2033	91282CHT1	735,000.00	AA+	Aaa	08/30/23	08/31/23	720,587.11	4.12	10,757.86	722,524.94	699,599.46

Managed Account Detail of Securities Held

For the Month Ending **December 31, 2024**

CALIFORNIA JOINT POWERS INSURANCE AUTH

Security Type/Description Dated Date/Coupon/Maturity	CUSIP	Par	S&P Rating	Moody's Rating	Trade Date	Settle Date	Original Cost	YTM at Cost	Accrued Interest	Amortized Cost	Market Value
U.S. Treasury Bond / Note											
US TREASURY N/B DTD 08/15/2023 3.875% 08/15/2033	91282CHT1	2,890,000.00	AA+	Aaa	09/04/24	09/05/24	2,914,723.05	3.76	42,299.63	2,913,983.10	2,750,806.04
US TREASURY N/B DTD 11/15/2023 4.500% 11/15/2033	91282CJJ1	825,000.00	AA+	Aaa	12/07/23	12/08/23	850,330.08	4.12	4,820.10	848,075.99	821,390.63
US TREASURY N/B DTD 11/15/2023 4.500% 11/15/2033	91282CJJ1	1,435,000.00	AA+	Aaa	01/03/24	01/05/24	1,502,882.23	3.92	8,384.05	1,497,186.30	1,428,721.88
US TREASURY N/B DTD 02/15/2024 4.000% 02/15/2034	91282CJZ5	1,365,000.00	AA+	Aaa	04/09/24	04/11/24	1,325,276.37	4.37	20,623.37	1,327,660.85	1,307,040.74
US TREASURY N/B DTD 05/15/2024 4.375% 05/15/2034	91282CKO3	1,845,000.00	AA+	Aaa	07/01/24	07/02/24	1,829,360.74	4.48	10,480.06	1,830,003.10	1,817,037.18
US TREASURY N/B DTD 08/15/2024 3.875% 08/15/2034	91282CLF6	2,900,000.00	AA+	Aaa	09/04/24	09/05/24	2,922,089.84	3.78	42,445.99	2,921,513.31	2,742,764.90

Security Type Sub-Total		164,360,000.00					162,066,404.91	2.38	740,609.36	163,187,845.46	157,441,738.79
--------------------------------	--	-----------------------	--	--	--	--	-----------------------	-------------	-------------------	-----------------------	-----------------------

Federal Agency Commercial Mortgage-Backed Security

FHMS K061 A2 DTD 01/01/2017 3.347% 11/01/2026	3137BTUM1	2,096,311.31	AA+	Aaa	05/19/23	05/24/23	2,031,784.23	4.29	5,846.96	2,061,310.10	2,046,029.19
FHMS K064 A2 DTD 05/01/2017 3.224% 03/01/2027	3137BXOY1	3,100,000.00	AA+	Aaa	08/16/23	08/18/23	2,924,171.88	4.94	8,328.67	2,991,005.54	3,015,038.30
FHMS K065 A2 DTD 07/01/2017 3.243% 04/01/2027	3137F1G44	1,760,000.00	AA+	Aaa	08/16/23	08/18/23	1,659,418.75	4.93	4,756.40	1,696,786.16	1,708,608.00
FHMS K066 A2 DTD 08/01/2017 3.117% 06/01/2027	3137F2LJ3	2,735,000.00	AA+	Aaa	08/17/23	08/22/23	2,557,652.34	4.97	7,104.16	2,620,358.78	2,644,769.62
FHMS K507 A1 DTD 09/01/2023 4.800% 04/01/2028	3137HAMR4	2,778,775.02	AA+	Aaa	09/20/23	09/28/23	2,735,167.71	5.19	11,115.10	2,745,575.78	2,783,212.73
FHMS K506 A1 DTD 09/01/2023 4.650% 05/01/2028	3137HAMG8	1,481,267.06	AA+	Aaa	09/07/23	09/14/23	1,459,114.73	5.01	5,739.91	1,464,701.19	1,480,403.48
FHMS KJ46 A1 DTD 07/01/2023 4.777% 06/01/2028	3137HAD45	2,305,979.30	AA+	Aaa	07/19/23	07/27/23	2,305,921.66	4.78	9,179.72	2,305,938.41	2,299,319.64

Managed Account Detail of Securities Held

For the Month Ending **December 31, 2024**

CALIFORNIA JOINT POWERS INSURANCE AUTH

Security Type/Description	CUSIP	Par	S&P Rating	Moody's Rating	Trade Date	Settle Date	Original Cost	YTM at Cost	Accrued Interest	Amortized Cost	Market Value
Dated Date/Coupon/Maturity											
Federal Agency Commercial Mortgage-Backed Security											
FHMS K505 A2 DTD 07/01/2023 4.819% 06/01/2028	3137HACX2	3,000,000.00	AA+	Aaa	07/13/23	07/20/23	3,029,964.00	4.59	12,047.50	3,021,168.93	3,006,831.00
FNA 2023-M6 A2 DTD 07/01/2023 4.181% 07/01/2028	3136BODE6	2,771,065.73	AA+	Aaa	07/18/23	07/31/23	2,724,087.51	4.58	9,655.25	2,737,442.52	2,716,234.66
FHMS KJ47 A1 DTD 09/01/2023 5.272% 08/01/2028	3137HAMN3	1,599,033.53	AA+	Aaa	09/19/23	09/28/23	1,599,025.53	5.27	7,025.09	1,599,028.20	1,613,546.35
FHMS K506 A2 DTD 09/01/2023 4.650% 08/01/2028	3137HAMH6	3,000,000.00	AA+	Aaa	09/07/23	09/14/23	2,955,621.00	4.99	11,625.00	2,966,185.76	2,993,496.00
FHMS K508 A2 DTD 10/01/2023 4.740% 08/01/2028	3137HAQ74	3,150,000.00	AA+	Aaa	10/11/23	10/19/23	3,080,901.60	5.25	12,442.50	3,096,347.06	3,149,083.35
FHMS K509 A2 DTD 10/01/2023 4.850% 09/01/2028	3137HAST4	2,365,000.00	AA+	Aaa	10/25/23	10/31/23	2,289,596.71	5.60	9,558.54	2,304,775.47	2,374,223.50
FHMS K507 A2 DTD 09/01/2023 4.800% 09/01/2028	3137HAMS2	3,000,000.00	AA+	Aaa	09/20/23	09/28/23	2,964,141.00	5.07	12,000.00	2,971,902.49	3,005,832.00
FHMS K510 A2 DTD 11/01/2023 5.069% 10/01/2028	3137HB3D4	1,200,000.00	AA+	Aaa	11/14/23	11/21/23	1,196,530.80	5.14	5,069.00	1,197,236.96	1,213,022.40
FHMS K511 A2 DTD 12/01/2023 4.860% 10/01/2028	3137HB3G7	1,745,000.00	AA+	Aaa	11/28/23	12/07/23	1,739,986.62	4.93	7,067.25	1,740,978.34	1,750,631.12
FHMS K512 A2 DTD 12/01/2023 5.000% 11/01/2028	3137HBCF9	1,580,000.00	AA+	Aaa	12/11/23	12/21/23	1,594,754.04	4.79	6,583.33	1,591,969.19	1,593,638.56
FHMS K513 A2 DTD 01/01/2024 4.724% 12/01/2028	3137HBFY5	1,790,000.00	AA+	Aaa	01/10/24	01/18/24	1,807,880.31	4.50	7,046.63	1,804,744.72	1,787,871.69
FHMS K514 A2 DTD 02/01/2024 4.572% 12/01/2028	3137HBLV4	1,800,000.00	AA+	Aaa	02/01/24	02/08/24	1,817,998.20	4.34	6,858.00	1,814,984.35	1,787,369.40
FHMS K518 A2 DTD 03/01/2024 5.400% 01/01/2029	3137HC2L5	2,170,000.00	AA+	Aaa	03/19/24	03/28/24	2,222,394.65	4.83	9,765.00	2,215,673.62	2,221,277.10
FHMS K517 A2 DTD 03/01/2024 5.355% 01/01/2029	3137HC2C5	2,685,000.00	AA+	Aaa	03/05/24	03/14/24	2,765,512.41	4.67	11,981.81	2,753,588.21	2,743,285.98

Managed Account Detail of Securities Held

For the Month Ending **December 31, 2024**

CALIFORNIA JOINT POWERS INSURANCE AUTH

Security Type/Description	Dated Date/Coupon/Maturity	CUSIP	Par	S&P Rating	Moody's Rating	Trade Date	Settle Date	Original Cost	YTM at Cost	Accrued Interest	Amortized Cost	Market Value
Federal Agency Commercial Mortgage-Backed Security												
FHMS K515 A2	DTD 02/01/2024 5.400% 01/01/2029	3137HBPD0	3,050,000.00	AA+	Aaa	02/14/24	02/22/24	3,132,167.00	4.79	13,725.00	3,119,255.26	3,114,223.85
FHMS K520 A2	DTD 04/01/2024 5.180% 03/01/2029	3137HCKV3	1,700,000.00	AA+	Aaa	04/23/24	04/30/24	1,706,900.30	5.09	7,338.33	1,706,154.56	1,725,389.50
FHMS K524 A2	DTD 07/01/2024 4.720% 05/01/2029	3137HDV56	2,645,000.00	AA+	Aaa	07/16/24	07/25/24	2,661,242.94	4.58	10,403.67	2,660,173.30	2,639,575.11
FHMS K522 A2	DTD 06/01/2024 4.803% 05/01/2029	3137HDJJ0	3,200,000.00	AA+	Aaa	06/05/24	06/13/24	3,199,990.40	4.80	12,808.00	3,200,000.00	3,201,673.60
FHMS K528 A2	DTD 09/01/2024 4.508% 07/01/2029	3137HFNZ4	1,125,000.00	AA+	Aaa	09/04/24	09/12/24	1,147,477.50	4.06	4,226.25	1,146,211.79	1,112,761.13
FHMS K529 A2	DTD 10/01/2024 4.791% 09/01/2029	3137HH6C0	1,880,000.00	AA+	Aaa	10/08/24	10/16/24	1,917,575.56	4.34	7,505.90	1,916,155.95	1,879,725.52
FHMS K530 A2	DTD 11/01/2024 4.792% 09/01/2029	3137HHJL6	3,235,000.00	AA+	Aaa	11/19/24	11/27/24	3,251,844.65	4.67	12,918.43	3,251,811.59	3,235,896.10

Security Type Sub-Total			64,947,431.96					64,478,824.03	4.84	249,721.40	64,701,464.23	64,842,968.88
--------------------------------	--	--	----------------------	--	--	--	--	----------------------	-------------	-------------------	----------------------	----------------------

Federal Agency Bond / Note												
FANNIE MAE	DTD 08/27/2020 0.375% 08/25/2025	3135G05X7	1,130,000.00	AA+	Aaa	10/15/20	10/16/20	1,126,485.70	0.44	1,483.13	1,129,529.82	1,101,704.80
FANNIE MAE	DTD 08/27/2020 0.375% 08/25/2025	3135G05X7	5,185,000.00	AA+	Aaa	10/22/20	10/23/20	5,155,964.00	0.49	6,805.31	5,181,099.64	5,055,167.60
FANNIE MAE (CALLABLE)	DTD 08/26/2020 0.600% 08/26/2025	3136G4U92	5,000,000.00	AA+	Aaa	09/02/20	09/02/20	5,002,500.00	0.59	10,416.67	5,000,000.00	4,880,055.00
FREDDIE MAC	DTD 09/25/2020 0.375% 09/23/2025	3137EAEX3	4,385,000.00	AA+	Aaa	09/23/20	09/25/20	4,371,801.15	0.44	4,476.35	4,383,076.70	4,264,447.58
FEDERAL FARM CREDIT BANK (CALLABLE)	DTD 09/29/2020 0.530% 09/29/2025	3133EMBH4	1,900,000.00	AA+	Aaa	10/07/20	10/09/20	1,896,675.00	0.57	2,573.44	1,899,502.18	1,847,333.90
FANNIE MAE	DTD 11/12/2020 0.500% 11/07/2025	3135G06G3	4,830,000.00	AA+	Aaa	11/19/20	11/24/20	4,828,164.60	0.51	3,622.50	4,829,685.01	4,679,105.97

Managed Account Detail of Securities Held

For the Month Ending **December 31, 2024**

CALIFORNIA JOINT POWERS INSURANCE AUTH

Security Type/Description Dated Date/Coupon/Maturity	CUSIP	Par	S&P Rating	Moody's Rating	Trade Date	Settle Date	Original Cost	YTM at Cost	Accrued Interest	Amortized Cost	Market Value
Federal Agency Bond / Note											
FANNIE MAE DTD 04/26/2016 2.125% 04/24/2026	3135G0K36	3,050,000.00	AA+	Aaa	04/25/16	04/26/16	3,026,149.00	2.21	12,062.33	3,046,864.50	2,965,694.95
FEDERAL HOME LOAN BANK DTD 11/16/2018 3.250% 11/16/2028	3130AFFX0	1,000,000.00	AA+	Aaa	03/06/19	03/08/19	1,025,300.00	2.95	4,062.50	1,010,118.55	964,772.00
FEDERAL HOME LOAN BANK DTD 11/16/2018 3.250% 11/16/2028	3130AFFX0	3,000,000.00	AA+	Aaa	01/07/19	01/09/19	3,065,400.00	2.99	12,187.50	3,025,721.17	2,894,316.00
FANNIE MAE DTD 08/05/2020 0.875% 08/05/2030	3135G05Q2	2,500,000.00	AA+	Aaa	09/02/20	09/03/20	2,471,875.00	0.99	8,871.53	2,484,142.29	2,064,022.50
FANNIE MAE DTD 08/05/2020 0.875% 08/05/2030	3135G05Q2	2,810,000.00	AA+	Aaa	08/05/20	08/06/20	2,795,163.20	0.93	9,971.60	2,801,697.33	2,319,961.29
FEDERAL HOME LOAN BANK DTD 08/25/2022 3.375% 09/10/2032	3130AT4C8	1,115,000.00	AA+	Aaa	11/03/22	11/04/22	983,864.85	4.89	11,602.97	1,012,599.20	1,021,139.30

Security Type Sub-Total		35,905,000.00					35,749,342.50	1.13	88,135.83	35,804,036.39	34,057,720.89
--------------------------------	--	----------------------	--	--	--	--	----------------------	-------------	------------------	----------------------	----------------------

Corporate Note											
GOLDMAN SACHS GROUP INC (CALLABLE) DTD 05/22/2015 3.750% 05/22/2025	38148LAE6	2,130,000.00	BBB+	A2	02/12/21	02/17/21	2,379,593.40	0.94	8,653.13	2,138,809.18	2,122,208.46
UNITEDHEALTH GROUP INC DTD 07/23/2015 3.750% 07/15/2025	91324PCP5	2,000,000.00	A+	A2	09/11/20	09/15/20	2,290,820.00	0.69	34,583.33	2,032,424.76	1,991,772.00
JOHNSON & JOHNSON (CALLABLE) DTD 08/25/2020 0.550% 09/01/2025	478160CN2	4,000,000.00	AAA	Aaa	09/02/20	09/04/20	4,020,360.00	0.45	7,333.33	4,002,419.69	3,900,668.00
BRISTOL-MYERS SQUIBB CO (CALLABLE) DTD 11/13/2020 0.750% 11/13/2025	110122DN5	1,114,000.00	A	A2	06/17/21	06/21/21	1,102,904.56	0.98	1,114.00	1,111,811.77	1,079,155.19
BRISTOL-MYERS SQUIBB CO (CALLABLE) DTD 11/13/2020 0.750% 11/13/2025	110122DN5	1,280,000.00	A	A2	06/23/21	06/25/21	1,269,030.40	0.95	1,280.00	1,277,831.11	1,239,962.88
NOVARTIS CAPITAL CORP (CALLABLE) DTD 11/20/2015 3.000% 11/20/2025	66989HAJ7	3,535,000.00	AA-	Aa3	01/27/23	01/31/23	3,406,608.80	4.39	12,077.92	3,494,408.53	3,490,176.20

Managed Account Detail of Securities Held

For the Month Ending **December 31, 2024**

CALIFORNIA JOINT POWERS INSURANCE AUTH

Security Type/Description	CUSIP	Par	S&P Rating	Moody's Rating	Trade Date	Settle Date	Original Cost	YTM at Cost	Accrued Interest	Amortized Cost	Market Value
Corporate Note											
STATE STREET CORP (CALLABLE) DTD 02/07/2022 1.746% 02/06/2026	857477BR3	500,000.00	A	Aa3	02/02/22	02/07/22	500,000.00	1.75	3,516.25	500,000.00	498,367.00
JPMORGAN CHASE & CO (CALLABLE) DTD 03/13/2020 2.005% 03/13/2026	46647PBH8	1,085,000.00	A	A1	04/01/22	04/05/22	1,044,855.00	3.01	6,526.28	1,072,769.65	1,078,724.36
BANK OF AMERICA CORP (CALLABLE) DTD 03/22/2022 3.384% 04/02/2026	06051GKM0	2,425,000.00	A-	A1	03/17/22	03/22/22	2,425,000.00	3.38	20,287.55	2,425,000.00	2,415,918.38
BANK OF AMERICA NA (CALLABLE) DTD 08/18/2023 5.526% 08/18/2026	06428CAA2	2,105,000.00	A+	Aa1	08/17/23	08/21/23	2,104,873.70	5.53	42,974.63	2,104,931.16	2,132,701.80
JP MORGAN CHASE BANK NA (CALLABLE) DTD 12/08/2023 5.110% 12/08/2026	48125LRU8	735,000.00	AA-	Aa2	08/08/24	08/09/24	744,819.60	4.50	2,399.57	743,168.45	742,770.42
JP MORGAN CHASE BANK NA (CALLABLE) DTD 12/08/2023 5.110% 12/08/2026	48125LRU8	3,000,000.00	AA-	Aa2	12/05/23	12/08/23	3,000,000.00	5.11	9,794.17	3,000,000.00	3,031,716.00
TARGET CORP (CALLABLE) DTD 01/24/2022 1.950% 01/15/2027	87612EBM7	445,000.00	A	A2	01/19/22	01/24/22	444,243.50	1.99	4,001.29	444,689.97	423,315.15
BANK OF NY MELLON CORP (CALLABLE) DTD 01/26/2022 2.050% 01/26/2027	06406RBA4	3,360,000.00	A	Aa3	01/26/22	01/28/22	3,370,819.20	1.98	29,656.67	3,364,368.11	3,199,297.92
HOME DEPOT INC (CALLABLE) DTD 09/14/2017 2.800% 09/14/2027	437076BT8	3,155,000.00	A	A2	01/25/23	01/27/23	2,977,026.45	4.15	26,256.61	3,051,119.82	3,022,660.37
BANK OF NY MELLON CORP (CALLABLE) DTD 02/07/2017 3.442% 02/07/2028	06406RAB3	1,560,000.00	A	Aa3	08/06/24	08/07/24	1,515,602.40	4.33	21,478.08	1,520,357.28	1,520,160.72
JOHN DEERE CAPITAL CORP DTD 07/14/2023 4.950% 07/14/2028	24422EXB0	1,010,000.00	A	A1	07/11/23	07/14/23	1,008,495.10	4.98	23,192.13	1,008,935.70	1,019,756.60
JOHN DEERE CAPITAL CORP DTD 07/14/2023 4.950% 07/14/2028	24422EXB0	1,205,000.00	A	A1	07/13/23	07/17/23	1,221,363.90	4.64	27,669.81	1,216,592.23	1,216,640.30
SALESFORCE INC (CALLABLE) DTD 07/12/2021 1.500% 07/15/2028	79466LAH7	2,750,000.00	A+	A1	08/05/24	08/06/24	2,475,385.00	4.28	19,020.83	2,501,390.45	2,470,938.25
PACCAR FINANCIAL CORP DTD 08/10/2023 4.950% 08/10/2028	69371RS64	2,290,000.00	A+	A1	08/18/23	08/22/23	2,284,870.40	5.00	44,397.38	2,286,273.29	2,307,644.45

Managed Account Detail of Securities Held

For the Month Ending **December 31, 2024**

CALIFORNIA JOINT POWERS INSURANCE AUTH

Security Type/Description Dated Date/Coupon/Maturity	CUSIP	Par	S&P Rating	Moody's Rating	Trade Date	Settle Date	Original Cost	YTM at Cost	Accrued Interest	Amortized Cost	Market Value
Corporate Note											
CITIBANK NA (CALLABLE) DTD 09/29/2023 5.803% 09/29/2028	17325FBB3	1,480,000.00	A+	Aa3	05/01/24	05/03/24	1,508,623.20	5.30	21,948.24	1,504,653.43	1,526,065.00
CITIBANK NA (CALLABLE) DTD 09/29/2023 5.803% 09/29/2028	17325FBB3	3,000,000.00	A+	Aa3	09/26/23	09/29/23	3,000,000.00	5.80	44,489.67	3,000,000.00	3,093,375.00
STATE STREET CORP (CALLABLE) DTD 08/20/2024 4.530% 02/20/2029	857477CN1	1,295,000.00	A	Aa3	08/14/24	08/20/24	1,295,000.00	4.53	21,347.00	1,295,000.00	1,280,369.09
BLACKROCK FUNDING INC (CALLABLE) DTD 03/14/2024 4.700% 03/14/2029	09290DAA9	290,000.00	AA-	Aa3	03/05/24	03/14/24	289,475.10	4.74	4,051.14	289,551.85	290,257.23
ADOBE INC (CALLABLE) DTD 04/04/2024 4.800% 04/04/2029	00724PAF6	1,070,000.00	A+	A1	04/03/24	04/05/24	1,071,412.40	4.77	12,412.00	1,071,222.13	1,075,684.91
ADOBE INC (CALLABLE) DTD 04/04/2024 4.800% 04/04/2029	00724PAF6	1,310,000.00	A+	A1	04/01/24	04/04/24	1,308,048.10	4.83	15,196.00	1,308,309.72	1,316,960.03
MASTERCARD INC (CALLABLE) DTD 05/31/2019 2.950% 06/01/2029	57636OAM6	2,500,000.00	A+	Aa3	06/26/24	06/27/24	2,296,850.00	4.82	6,145.83	2,315,787.06	2,332,790.00
PEPSICO INC (CALLABLE) DTD 07/17/2024 4.500% 07/17/2029	713448FX1	1,535,000.00	A+	A1	07/15/24	07/17/24	1,532,620.75	4.53	31,467.50	1,532,822.30	1,531,914.65
TOYOTA MOTOR CREDIT CORP DTD 08/09/2024 4.550% 08/09/2029	89236TMK8	440,000.00	A+	A1	08/06/24	08/09/24	439,106.80	4.60	7,896.78	439,170.39	434,792.60
TOYOTA MOTOR CREDIT CORP DTD 08/09/2024 4.550% 08/09/2029	89236TMK8	960,000.00	A+	A1	08/07/24	08/09/24	958,896.00	4.58	17,229.33	958,978.14	948,638.40
TOYOTA MOTOR CREDIT CORP DTD 08/09/2024 4.550% 08/09/2029	89236TMK8	1,100,000.00	A+	A1	08/08/24	08/09/24	1,095,479.00	4.64	19,741.94	1,095,802.51	1,086,981.50
ELI LILLY & CO (CALLABLE) DTD 08/14/2024 4.200% 08/14/2029	532457CO9	535,000.00	A+	A1	08/12/24	08/14/24	533,828.35	4.25	8,551.08	533,911.09	524,573.39
ELI LILLY & CO (CALLABLE) DTD 08/14/2024 4.200% 08/14/2029	532457CO9	1,865,000.00	A+	A1	08/13/24	08/14/24	1,867,722.90	4.17	29,808.92	1,867,538.25	1,828,653.02
Security Type Sub-Total		57,064,000.00					56,783,734.01	3.72	586,498.39	56,510,048.02	56,175,609.27

Managed Account Detail of Securities Held

For the Month Ending **December 31, 2024**

CALIFORNIA JOINT POWERS INSURANCE AUTH

Security Type/Description	Dated Date/Coupon/Maturity	CUSIP	Par	S&P Rating	Moody's Rating	Trade Date	Settle Date	Original Cost	YTM at Cost	Accrued Interest	Amortized Cost	Market Value
Certificate of Deposit												
COOPERAT RABOBANK UA/NY DTD 07/20/2023 5.080% 07/17/2026		21684LGS5	3,000,000.00	A+	Aa2	07/17/23	07/20/23	3,000,000.00	5.08	69,426.67	3,000,000.00	3,058,260.00
Security Type Sub-Total			3,000,000.00					3,000,000.00	5.08	69,426.67	3,000,000.00	3,058,260.00
Bank Note												
MORGAN STANLEY BANK NA (CALLABLE) DTD 05/30/2024 5.504% 05/26/2028		61690U8B9	1,020,000.00	A+	Aa3	05/28/24	05/30/24	1,020,000.00	5.50	5,458.13	1,020,000.00	1,034,220.84
MORGAN STANLEY BANK NA (CALLABLE) DTD 05/30/2024 5.504% 05/26/2028		61690U8B9	1,980,000.00	A+	Aa3	05/30/24	05/31/24	1,984,177.80	5.45	10,595.20	1,983,174.24	2,007,605.16
Security Type Sub-Total			3,000,000.00					3,004,177.80	5.47	16,053.33	3,003,174.24	3,041,826.00
Asset-Backed Security												
TAOT 2021-C A3 DTD 09/27/2021 0.430% 01/15/2026		89239BAC5	85,073.10	AAA	Aaa	09/21/21	09/27/21	85,066.32	0.43	16.26	85,071.46	84,796.27
HART 2021-C A3 DTD 11/17/2021 0.740% 05/15/2026		44935FAD6	61,128.97	AAA	NR	11/09/21	11/17/21	61,115.32	0.75	20.10	61,124.80	60,883.84
CCCIT 2023-A1 A1 DTD 12/11/2023 5.230% 12/08/2027		17305EGW9	675,000.00	AAA	Aaa	12/04/23	12/11/23	674,915.36	5.23	2,255.44	674,936.48	679,377.38
TAOT 2023-D A3 DTD 11/14/2023 5.540% 08/15/2028		89239FAD4	450,000.00	AAA	NR	11/07/23	11/14/23	449,951.49	5.54	1,108.00	449,963.16	456,596.55
HART 2023-C A3 DTD 11/13/2023 5.540% 10/16/2028		44918CAD4	665,000.00	AAA	NR	11/03/23	11/13/23	664,912.55	5.54	1,637.38	664,931.92	674,778.16
BACCT 2023-A2 A2 DTD 12/14/2023 4.980% 11/15/2028		05522RDH8	1,105,000.00	NR	Aaa	12/07/23	12/14/23	1,104,851.60	4.98	2,445.73	1,104,883.48	1,115,642.26
GMCAR 2024-1 A3 DTD 01/17/2024 4.850% 12/18/2028		36268GAD7	295,000.00	NR	Aaa	01/09/24	01/17/24	294,940.68	4.85	596.15	294,951.16	296,506.86
CHAIT 2024-A1 A DTD 01/31/2024 4.600% 01/16/2029		161571HV9	2,825,000.00	AAA	NR	01/24/24	01/31/24	2,824,569.75	4.60	5,775.56	2,824,646.39	2,832,082.27

Managed Account Detail of Securities Held

For the Month Ending **December 31, 2024**

CALIFORNIA JOINT POWERS INSURANCE AUTH											
Security Type/Description			S&P	Moody's	Trade	Settle	Original	YTM	Accrued	Amortized	Market
Dated Date/Coupon/Maturity	CUSIP	Par	Rating	Rating	Date	Date	Cost	at Cost	Interest	Cost	Value
Security Type Sub-Total		6,161,202.06					6,160,323.07	4.83	13,854.62	6,160,508.85	6,200,663.59
Managed Account Sub-Total		334,437,634.03					331,242,806.32	3.07	1,764,299.60	332,367,077.19	324,818,787.42
Securities Sub-Total		\$334,437,634.03					\$331,242,806.32	3.07%	\$1,764,299.60	\$332,367,077.19	\$324,818,787.42
Accrued Interest											\$1,764,299.60
Total Investments											\$326,583,087.02

Managed Account Security Transactions & Interest

For the Month Ending **December 31, 2024**

CALIFORNIA JOINT POWERS INSURANCE AUTH

Transaction Type		Security Description	CUSIP	Par	Principal Proceeds	Accrued Interest	Total	Realized G/L Cost	Realized G/L Amort Cost	Sale Method
Trade	Settle									
BUY										
12/05/24	12/06/24	US TREASURY N/B DTD 12/02/2024 4.125% 11/30/2029	91282CMA6	5,475,000.00	(5,484,837.89)	(3,722.70)	(5,488,560.59)			

Transaction Type Sub-Total				5,475,000.00	(5,484,837.89)	(3,722.70)	(5,488,560.59)			
-----------------------------------	--	--	--	---------------------	-----------------------	-------------------	-----------------------	--	--	--

INTEREST										
12/01/24	12/01/24	MASTERCARD INC (CALLABLE) DTD 05/31/2019 2.950% 06/01/2029	57636OAM6		0.00	36,875.00	36,875.00			
12/01/24	12/25/24	FHMS KJ47 A1 DTD 09/01/2023 5.272% 08/01/2028	3137HAMN3		0.00	7,044.18	7,044.18			
12/01/24	12/25/24	FHMS K524 A2 DTD 07/01/2024 4.720% 05/01/2029	3137HDV56		0.00	10,403.67	10,403.67			
12/01/24	12/25/24	FHMS K507 A1 DTD 09/01/2023 4.800% 04/01/2028	3137HAMR4		0.00	11,160.85	11,160.85			
12/01/24	12/25/24	FHMS K512 A2 DTD 12/01/2023 5.000% 11/01/2028	3137HBCF9		0.00	6,583.33	6,583.33			
12/01/24	12/25/24	FHMS K515 A2 DTD 02/01/2024 5.400% 01/01/2029	3137HBPD0		0.00	13,725.00	13,725.00			
12/01/24	12/25/24	FHMS K514 A2 DTD 02/01/2024 4.572% 12/01/2028	3137HBLV4		0.00	6,858.00	6,858.00			
12/01/24	12/25/24	FHMS K520 A2 DTD 04/01/2024 5.180% 03/01/2029	3137HCKV3		0.00	7,338.33	7,338.33			
12/01/24	12/25/24	FHMS K529 A2 DTD 10/01/2024 4.791% 09/01/2029	3137HH6C0		0.00	7,505.90	7,505.90			
12/01/24	12/25/24	FHMS K528 A2 DTD 09/01/2024 4.508% 07/01/2029	3137HFNZ4		0.00	4,226.25	4,226.25			
12/01/24	12/25/24	FHMS KJ46 A1 DTD 07/01/2023 4.777% 06/01/2028	3137HAD45		0.00	9,187.33	9,187.33			
12/01/24	12/25/24	FHMS K061 A2 DTD 01/01/2017 3.347% 11/01/2026	3137BTUM1		0.00	5,859.21	5,859.21			
12/01/24	12/25/24	FHMS K506 A2 DTD 09/01/2023 4.650% 08/01/2028	3137HAMH6		0.00	11,625.00	11,625.00			
12/01/24	12/25/24	FNA 2023-M6 A2 DTD 07/01/2023 4.181% 07/01/2028	3136BQDE6		0.00	9,655.31	9,655.31			

Managed Account Security Transactions & Interest

For the Month Ending **December 31, 2024**

CALIFORNIA JOINT POWERS INSURANCE AUTH

Transaction Type		Security Description	CUSIP	Par	Principal Proceeds	Accrued Interest	Total	Realized G/L Cost	Realized G/L Amort Cost	Sale Method
Trade	Settle									
INTEREST										
12/01/24	12/25/24	FHMS K511 A2 DTD 12/01/2023 4.860% 10/01/2028	3137HB3G7		0.00	7,067.25	7,067.25			
12/01/24	12/25/24	FHMS K518 A2 DTD 03/01/2024 5.400% 01/01/2029	3137HC2L5		0.00	9,765.00	9,765.00			
12/01/24	12/25/24	FHMS K507 A2 DTD 09/01/2023 4.800% 09/01/2028	3137HAMS2		0.00	12,000.00	12,000.00			
12/01/24	12/25/24	FHMS K066 A2 DTD 08/01/2017 3.117% 06/01/2027	3137F2LJ3		0.00	7,104.16	7,104.16			
12/01/24	12/25/24	FHMS K513 A2 DTD 01/01/2024 4.724% 12/01/2028	3137HBFY5		0.00	7,046.63	7,046.63			
12/01/24	12/25/24	FHMS K517 A2 DTD 03/01/2024 5.355% 01/01/2029	3137HC2C5		0.00	11,981.81	11,981.81			
12/01/24	12/25/24	FHMS K505 A2 DTD 07/01/2023 4.819% 06/01/2028	3137HACX2		0.00	12,047.50	12,047.50			
12/01/24	12/25/24	FHMS K064 A2 DTD 05/01/2017 3.224% 03/01/2027	3137BXOY1		0.00	8,328.67	8,328.67			
12/01/24	12/25/24	FHMS K509 A2 DTD 10/01/2023 4.850% 09/01/2028	3137HAST4		0.00	9,558.54	9,558.54			
12/01/24	12/25/24	FHMS K506 A1 DTD 09/01/2023 4.650% 05/01/2028	3137HAMG8		0.00	5,745.22	5,745.22			
12/01/24	12/25/24	FHMS K065 A2 DTD 07/01/2017 3.243% 04/01/2027	3137F1G44		0.00	4,756.40	4,756.40			
12/01/24	12/25/24	FHMS K508 A2 DTD 10/01/2023 4.740% 08/01/2028	3137HA074		0.00	12,442.50	12,442.50			
12/01/24	12/25/24	FHMS K510 A2 DTD 11/01/2023 5.069% 10/01/2028	3137HB3D4		0.00	5,069.00	5,069.00			
12/01/24	12/25/24	FHMS K522 A2 DTD 06/01/2024 4.803% 05/01/2029	3137HDJJ0		0.00	12,808.00	12,808.00			
12/01/24	12/25/24	FHMS K530 A2 DTD 11/01/2024 4.792% 09/01/2029	3137HHJL6		0.00	12,918.43	12,918.43			
12/02/24	12/02/24	MONEY MARKET FUND DTD 01/01/2010 0.000% --	MONEY0002		0.00	1,969.00	1,969.00			
12/08/24	12/08/24	CCCIT 2023-A1 A1 DTD 12/11/2023 5.230% 12/08/2027	17305EGW9		0.00	17,651.25	17,651.25			

Managed Account Security Transactions & Interest

For the Month Ending **December 31, 2024**

CALIFORNIA JOINT POWERS INSURANCE AUTH

Transaction Type		Security Description	CUSIP	Par	Principal Proceeds	Accrued Interest	Total	Realized G/L Cost	Realized G/L Amort Cost	Sale Method
Trade	Settle									
INTEREST										
12/08/24	12/08/24	JP MORGAN CHASE BANK NA (CALLABLE) DTD 12/08/2023 5.110% 12/08/2026	48125LRU8		0.00	95,429.25	95,429.25			
12/15/24	12/15/24	TAOT 2023-D A3 DTD 11/14/2023 5.540% 08/15/2028	89239FAD4		0.00	2,077.50	2,077.50			
12/15/24	12/15/24	TAOT 2021-C A3 DTD 09/27/2021 0.430% 01/15/2026	89239BAC5		0.00	46.36	46.36			
12/15/24	12/15/24	HART 2023-C A3 DTD 11/13/2023 5.540% 10/16/2028	44918CAD4		0.00	3,070.08	3,070.08			
12/15/24	12/15/24	CHAIT 2024-A1 A DTD 01/31/2024 4.600% 01/16/2029	161571HV9		0.00	10,829.17	10,829.17			
12/15/24	12/15/24	BACCT 2023-A2 A2 DTD 12/14/2023 4.980% 11/15/2028	05522RDH8		0.00	4,585.75	4,585.75			
12/15/24	12/15/24	HART 2021-C A3 DTD 11/17/2021 0.740% 05/15/2026	44935FAD6		0.00	53.00	53.00			
12/16/24	12/16/24	GMCAR 2024-1 A3 DTD 01/17/2024 4.850% 12/18/2028	36268GAD7		0.00	1,192.29	1,192.29			
12/31/24	12/31/24	US TREASURY N/B DTD 12/31/2020 0.625% 12/31/2027	91282CBB6		0.00	6,250.00	6,250.00			
12/31/24	12/31/24	US TREASURY N/B DTD 07/01/2024 4.250% 06/30/2031	91282CKW0		0.00	39,631.25	39,631.25			
12/31/24	12/31/24	US TREASURY N/B DTD 01/03/2023 3.875% 12/31/2029	91282CGB1		0.00	55,218.75	55,218.75			
12/31/24	12/31/24	US TREASURY N/B DTD 12/31/2020 0.375% 12/31/2025	91282CBC4		0.00	27,309.38	27,309.38			

Transaction Type Sub-Total **0.00** **551,999.50** **551,999.50**

PAYDOWNS										
12/01/24	12/25/24	FHMS KJ46 A1 DTD 07/01/2023 4.777% 06/01/2028	3137HAD45	1,912.67	1,912.67	0.00	1,912.67	0.05	0.04	
12/01/24	12/25/24	FHMS KJ47 A1 DTD 09/01/2023 5.272% 08/01/2028	3137HAMN3	4,346.69	4,346.69	0.00	4,346.69	0.02	0.01	
12/01/24	12/25/24	FHMS K506 A1 DTD 09/01/2023 4.650% 05/01/2028	3137HAMG8	1,369.86	1,369.86	0.00	1,369.86	20.48	15.66	

Managed Account Security Transactions & Interest

For the Month Ending **December 31, 2024**

CALIFORNIA JOINT POWERS INSURANCE AUTH

Transaction Type		Security Description	CUSIP	Par	Principal Proceeds	Accrued Interest	Total	Realized G/L Cost	Realized G/L Amort Cost	Sale Method
Trade	Settle									
PAYDOWNS										
12/01/24	12/25/24	FNA 2023-M6 A2 DTD 07/01/2023 4.181% 07/01/2028	3136BQDE6	17.71	17.71	0.00	17.71	0.30	0.22	
12/01/24	12/25/24	FHMS K507 A1 DTD 09/01/2023 4.800% 04/01/2028	3137HAMR4	11,437.13	11,437.13	0.00	11,437.13	179.49	139.77	
12/01/24	12/25/24	FHMS K061 A2 DTD 01/01/2017 3.347% 11/01/2026	3137BTUM1	4,389.93	4,389.93	0.00	4,389.93	135.13	76.51	
12/15/24	12/15/24	HART 2021-C A3 DTD 11/17/2021 0.740% 05/15/2026	44935FAD6	24,821.17	24,821.17	0.00	24,821.17	5.54	1.74	
12/15/24	12/15/24	TAOT 2021-C A3 DTD 09/27/2021 0.430% 01/15/2026	89239BAC5	44,300.42	44,300.42	0.00	44,300.42	3.53	0.89	
Transaction Type Sub-Total				92,595.58	92,595.58	0.00	92,595.58	344.54	234.84	
SELL										
12/05/24	12/06/24	FREDDIE MAC DTD 07/23/2020 0.375% 07/21/2025	3137EAEU9	1,000,000.00	975,860.00	1,406.25	977,266.25	(19,160.00)	(23,516.81)	FIFO
12/05/24	12/06/24	FANNIE MAE DTD 08/27/2020 0.375% 08/25/2025	3135G05X7	2,800,000.00	2,722,664.00	2,945.83	2,725,609.83	(64,232.00)	(75,448.38)	FIFO
12/05/24	12/06/24	US TREASURY N/B DTD 07/31/2018 2.875% 07/31/2025	912828Y79	1,185,000.00	1,173,936.91	11,850.00	1,185,786.91	16,201.17	4,816.66	FIFO
Transaction Type Sub-Total				4,985,000.00	4,872,460.91	16,202.08	4,888,662.99	(67,190.83)	(94,148.53)	
Managed Account Sub-Total					(519,781.40)	564,478.88	44,697.48	(66,846.29)	(93,913.69)	
Total Security Transactions					(\$519,781.40)	\$564,478.88	\$44,697.48	(\$66,846.29)	(\$93,913.69)	

Disclaimer

The views expressed within this material constitute the perspective and judgment of U.S. Bancorp Asset Management, Inc. at the time of distribution and are subject to change. Any forecast, projection, or prediction of the market, the economy, economic trends, and equity or fixed-income markets are based upon current opinion as of the date of issue and are also subject to change. Opinions and data presented are not necessarily indicative of future events or expected performance. Information contained herein is based on data obtained from recognized statistical services, issuer reports or communications, or other sources, believed to be reliable. No representation is made as to its accuracy or completeness.

PFM Asset Management serves clients in the public sector and is a division of U.S. Bancorp Asset Management, Inc., which is the legal entity providing investment advisory services. U.S. Bancorp Asset Management, Inc. is a registered investment adviser, a direct subsidiary of U.S. Bank N.A. and an indirect subsidiary of U.S. Bancorp. U.S. Bank N.A. is not responsible for and does not guarantee the products, services, or performance of U.S. Bancorp Asset Management, Inc.

NOT FDIC INSURED : NO BANK GUARANTEE : MAY LOSE VALUE

For Institutional Investor or Investment Professional Use Only – This material is not for inspection by, distribution to, or quotation to the general public.

CALIFORNIA JPIA

AGENDA REPORT

To: EXECUTIVE COMMITTEE

From: Alexander Smith, Chief Executive Officer

Date: January 22, 2025

Subject: 2025 Executive Committee Workshop Call for Items

The next Executive Committee Workshop will be held May 1-4, 2025. The Workshop was established to provide extended time to consider operational and strategic issues facing the Authority.

Members of the Executive Committee are encouraged to suggest items for discussion at the Workshop. Proposed items for the agenda should be received by March 27, 2025, to allow sufficient time for development and preparation.

Recommended Action

Receive and file.

CALIFORNIA
JOINT POWERS INSURANCE AUTHORITY

8081 Moody Street, La Palma, California 90623-2045
(800) 229-2343 FAX (562) 860-4992

RESOLUTION NO. 2025-01 WR

A RESOLUTION OF THE EXECUTIVE COMMITTEE OF
THE BOARD OF DIRECTORS OF THE
CALIFORNIA JOINT POWERS INSURANCE AUTHORITY
ALLOWING CERTAIN CLAIMS AND DEMANDS
IN THE TOTAL AMOUNT OF \$31,380,727.57

The Executive Committee of the CALIFORNIA JOINT POWERS INSURANCE AUTHORITY does find and resolve as follows:

SECTION 1: The Treasurer or his designated representative, hereby certifies, and the Chief Executive Officer hereby approves the accuracy of the demands set out in Exhibit A, which is attached hereto and incorporated herein by this reference, and to the availability of funds for payment thereof.

Jose Gomez, Treasurer

Alexander Smith, Chief Executive Officer

SECTION 2: The list of claims and demands on Exhibit A have been audited as required by law and that the same are hereby allowed in the amount as hereafter set forth.

ADOPTED AND APPROVED the 22nd day of January 2025.

Margaret Finlay, President

I, Tom Chavez, do hereby certify that I am the duly appointed Secretary of the CALIFORNIA JOINT POWERS INSURANCE AUTHORITY, and the foregoing is a true and correct copy of Resolution No. 2025-01 WR adopted by the Executive Committee of said Authority at a regular meeting thereof on the 22nd day of January and entered into the minutes of said meeting.

DATED: January 22, 2025

Tom Chavez, Secretary

CALIFORNIA JOINT POWERS INSURANCE AUTHORITY

WARRANT REGISTER

From: 11/1/2024 To: 12/31/2024

CHECK NUMBER	PAYEE	AMOUNT	DESCRIPTION
DISBURSEMENT			
24826	Collins + Collins, LLP	\$725.00	Legal service, 9/24
24827	James Marta & Company	\$4,400.00	Candidate assessment; Financial statement audit, YE 6/30/24
24828	COUNTY OF ORANGE	\$6,035.32	OCSO sewer usage fee 2024-25
24829	Pitney Bowes Global Financial Services LLC	\$186.32	Postage meter rental, 9/24 - 11/24
24830	Playsafe, LLC	\$2,273.00	Playground Safety workshop, 8/16/24, Rossmoor CSD
24831	Praesidium	\$98,000.00	Abuse Prevention program
24832	QDoxs	\$452.02	Xerox printer meter
24833	City of Santa Fe Springs	\$3,805.00	Refreshments for training workshops, 8/27/24 - 9/30/24
24834	Sedgwick Claims Management Services Inc.	\$13,226.01	Risk Tech program, 8/24; Training workshops, 7/24 - 8/24
24835	Southern California Edison Company	\$2,378.38	Electricity charge, 10/24
24836	Kimberly Sullivan	\$182.47	2024 Risk Management Educational Forum speaker travel reimbursement
24837	The Flower Company	\$565.00	Board of Directors, flowers
24838	The Standard Insurance Company	\$7,150.78	AD&D, LIFE, LTD & STD, 11/24
24839	Vision Service Plan - Ca	\$1,172.22	Vision premium, 11/24
24840	Xerox Corporation	\$3,006.00	Records scanning project
24841	ACS Billing Service	\$264.46	Sanitation service, 10/24
Multiple	Participating LTF Committee Members	\$5,500.00	LTF Oversight Committee meeting, 11/13/24 and 12/11/24
24843	Cleanright Building Maintenance, Inc.	\$2,000.00	Janitorial service, 10/24
24844	CPS HR Consulting	\$35,082.00	Risk Managers Practitioners program classes, 10/24; Self produced content
24845	Entertainment Services LA Inc.	\$800.00	Self produced content
24847	FedEx Office	\$132.00	2024 RMEF graphics
24848	Gibbons & Conley	\$3,251.81	Legal service, 10/24
24854	Marlin Leasing Corp	\$2,490.38	Printers lease, 11/24
24856	Protelligent	\$23,926.21	Licensing and renewals; Hardware and equipment; Tech and CRM support, 12/24
24858	Rodriguez Landscape Maintenance, Inc.	\$9,400.00	Landscape maintenance, 6/24 - 10/24
24859	Smart System Technologies, Inc.	\$329.70	Security system, 11/24
24860	Tripepi, Smith & Associates, Inc.	\$3,222.13	Marketing, 10/24; 2025 RMEF promo videos
24861	John Caruthers	\$600.00	2024 RMEF speaker expenses
24862	Cornerstone Communications, Inc	\$1,000.00	PR consultation, 8/24, Fountain Valley
24863	Juve Creative, Inc.	\$26,659.65	Academies graphic design; LMS development; 2024 and 2025 RMEF, graphic design; Website updates; Website Newsletter & maintenance
24864	Tripepi, Smith & Associates, Inc.	\$11,962.13	Monthly retainer, 11/24
24865	City of Aliso Viejo	\$230.00	Refreshments for training workshop, 11/6/24
24866	Town of Apple Valley	\$1,270.00	Refreshments for training workshops, 10/8/24 - 11/20/24
24867	City of Arroyo Grande	\$500.00	Refreshments for training workshop, 10/1/24
24868	City of Artesia	\$405.00	Refreshments for training workshops, 11/1/24 - 11/7/24
24869	City of Atascadero	\$90.00	Refreshments for training workshop, 10/29/24
24870	City of Bell Gardens	\$1,235.00	Refreshments for training workshops, 10/17/24 - 11/14/24
24871	City of Big Bear Lake	\$600.00	Refreshments for training workshops, 11/19/24 - 11/26/24
24872	City of Bishop	\$375.00	Refreshments for training workshops, 10/3/24 - 11/13/24
Multiple	Retired California JPIA employees	\$10,896.30	Medicare part B premium reimbursement, October - December 2024
24874	City of Camarillo	\$1,675.00	Refreshments for training workshops, 10/7/24 - 10/21/24
24875	City of Carpinteria	\$436.09	Refreshments for training workshops, 9/24/24 - 9/25/24
24876	City of Cerritos	\$720.00	Refreshments for training workshops, 10/29/24 - 11/15/24
24877	City of Chino Hills	\$1,885.00	Refreshments for training workshops, 10/16/24 - 11/7/24
24879	Collins + Collins, LLP	\$50.00	Legal service, 10/24
24881	Department of Industrial Relations	\$914,685.47	State assessment, 2024-25
24882	Desert Recreation District	\$275.00	Refreshments for training workshop, 10/16/24
24883	City of Duarte	\$1,410.00	Refreshments for training workshops, 10/15/24 - 10/16/24
24884	City of Fillmore	\$385.00	Refreshments for training workshops, 10/15/24 - 10/16/24
24885	City of Fountain Valley	\$650.00	Refreshments for training workshops, 10/2/24 - 10/17/24
24886	Gloria Gallegos	\$2,330.00	CPI and CPR workshop, 11/23/24, Irwindale
24888	City of Goleta	\$1,620.00	Refreshments for Supervisors Essential Skills workshops, 10/24/24 and 11/21/24
24889	City of Guadalupe	\$645.00	Refreshments for training workshops, 10/2/24 - 10/17/24
24890	City of Hawaiian Gardens	\$420.00	Refreshments for training workshop, 11/12/24
24891	City of Imperial	\$1,300.00	Refreshments for training workshops, 10/28/24 - 11/21/24
24892	City of La Mirada	\$745.00	Refreshments for training workshops, 9/16/24 - 10/21/24
24893	City of La Puente	\$2,520.00	Refreshments for Supervisors Essential Skills workshops, 10/17/24 and 11/14/24

CALIFORNIA JOINT POWERS INSURANCE AUTHORITY

WARRANT REGISTER

From: 11/1/2024 To: 12/31/2024

CHECK NUMBER	PAYEE	AMOUNT	DESCRIPTION
24894	City of La Quinta	\$1,925.00	Refreshments for training workshops, 10/17/24 - 10/24/24 and Supervisors Essential Skills workshops, 10/10/24 and 11/7/24
24895	City of La Verne	\$580.00	Refreshments for training workshops, 11/8/24 - 11/20/24
24896	City of Laguna Woods	\$60.00	Refreshments for training workshop, 10/28/24
24897	City of Lake Elsinore	\$370.00	Refreshments for training workshops, 10/2/24 - 10/21/24
24898	City of Lakewood	\$1,445.00	Refreshments for training workshops, 10/16/24 - 10/30/24
24899	Lemon Grove	\$560.00	Refreshments for training workshops, 11/4/24 - 11/6/24
24900	Town of Mammoth Lakes	\$2,505.00	Refreshments for training workshops, 10/2/24 - 11/19/24
24901	Master Janitorial Service, LLC	\$2,300.00	Custodial supplies
24903	City of Monrovia	\$115.00	Refreshments for training workshop, 10/23/24
24904	City of Moorpark	\$390.00	Refreshments for training workshop, 10/8/24
24905	City of Morro Bay	\$410.00	Refreshments for training workshops, 10/2/24 - 10/3/24
24906	City of Norwalk	\$400.00	Refreshments for training workshops, 10/9/24 - 11/19/24
24907	City of Pacific Grove	\$340.00	Refreshments for training workshop, 10/21/24
24908	City of Paramount	\$1,910.00	Refreshments for training workshops, 10/10/24 - 10/15/24
24909	City of Paso Robles	\$1,110.00	Refreshments for training workshops, 10/23/24 - 10/24/24
24910	City of Pismo Beach	\$865.00	Refreshments for training workshops, 11/6/24 - 11/12/24
24911	City of Port Hueneme	\$220.00	Refreshments for training workshops, 10/30/24 - 11/6/24
24912	City of Poway	\$2,365.00	Refreshments for training workshops, 10/22/24 - 11/16/24 and Supervisors Essential Skills workshops, 10/3/24 and 10/31/24
24913	Protelligent	\$22,187.99	Licensing and renewals; CRM and Tech support, 1/25
24914	City of Rosemead	\$390.00	Refreshments for training workshops, 10/14/24 - 11/21/24
24915	Rossmoor CSD	\$200.00	Refreshments for training workshops, 10/4/24 - 11/1/24
24916	City of San Clemente	\$315.00	Refreshments for training workshops, 10/15/24 - 11/12/24
24917	City of San Dimas	\$430.00	Refreshments for training workshop, 10/22/24
24918	City of San Luis Obispo	\$840.00	Refreshments for training workshop, 11/13/24
24919	City of San Luis Obispo	\$750.00	Refreshments for training workshop, 11/14/24
24920	City of San Marcos	\$265.00	Refreshments for training workshop, 10/24/24
24921	City of Santa Clarita	\$85.00	Refreshments for training workshop, 10/3/24
24922	City of Santa Paula	\$115.00	Refreshments for training workshop, 11/5/24
24923	Sedgwick Claims Management Services Inc.	\$12,335.29	Field Ergonomics workshop, 9/3/24, Santa Fe Springs; Risk Tech program, 9/24
24924	City of Signal Hill	\$915.00	Refreshments for training workshops, 10/10/24 - 10/24/24
24926	City of Solvang	\$360.00	Refreshments for training workshops, 10/10/24 - 10/24/24
24927	City of South El Monte	\$530.00	Refreshments for training workshops, 10/2/24 - 11/13/24
24928	City of Stanton	\$450.00	Refreshments for training workshop, 10/10/24
24929	The Standard Insurance Company	\$7,150.78	AD&D,LIFE,LTD&STD, 12/24
24930	Ventura Port District	\$130.00	Refreshments for training workshop, 10/17/24
24931	Vision Service Plan - Ca	\$1,260.38	Vision premium, 12/24
24932	City of West Covina	\$455.00	Refreshments for training workshops, 11/6/24 - 11/14/24
24933	Collins + Collins, LLP	\$1,575.00	Public Works Academy, 11/5/24 - 11/7/24, speaker
24934	Marlin Leasing Corp	\$2,833.88	Printers lease, 12/24
24935	Sedgwick Claims Management Services Inc.	\$7,075.29	Office Ergonomics workshop, 10/15/24, Paramount; Risk Tech program, 10/24
24936	Wex Bank	\$875.84	Authority vehicles' fuel, 11/24
24937	ACS Billing Service	\$2,815.42	Sanitation service, 11/24; Water service, 9/9/24 - 11/13/24
24938	Advance Fire Protection Co., Inc.	\$650.00	Facility maintenance, building sprinklers
24941	Citi Cards	\$2,076.71	Business expenses
24942	CPS HR Consulting	\$995.00	Risk Management Practitioner program, 11/7/24
24944	Employer Advisory Council of Orange County, Inc.	\$16.00	Employment background check
24945	Entertainment Services LA Inc.	\$1,200.00	Self produced content
24947	Exterminetics of Southern California, Inc.	\$310.00	Pest control, 10/24 and 11/24
24948	Hart Mechanical Inc.	\$850.00	Facility maintenance, fire damper
24950	JSB Home Improvement, Inc.	\$10,000.00	EI Capitan room remodeling final
24952	Los Altos Trophy	\$425.50	Office supplies, nameplate and badges
24953	Master Janitorial Service, LLC	\$2,300.00	Custodial supplies
24955	NATEC International, Inc.	\$2,070.00	Asbestos Cement Pipe workshops, 11/12/24, Pismo Beach, 12/2/24, San Clemente
24958	Purchase Power	\$100.00	Postage fee
24959	QDoxs	\$377.42	Xerox printer meter
24961	Smart System Technologies, Inc.	\$559.70	Security system, 12/24; Security system battery
24962	Southern California Edison Company	\$2,926.56	Electrical charge, 11/24
24963	United Elevator Company	\$870.00	Elevator maintenance, 4/25, 6/24, and 11/24

CALIFORNIA JOINT POWERS INSURANCE AUTHORITY

WARRANT REGISTER

From: 11/1/2024 To: 12/31/2024

CHECK NUMBER	PAYEE	AMOUNT	DESCRIPTION
24964	Woodwork Professionals	\$10,345.00	El Captain room cabinets
24965	Xerox Corporation	\$1,503.00	Records scanning project
20241112	American Express	\$160,187.34	Business expenses
20241212	American Express	\$75,900.40	Business expenses
EFT1010303	MissionSquare Retirement - 303081	\$21,833.65	Deferred compensation, 10/19/24 - 11/1/24
EFT1010304	U.S. Bank N.A. Minnesota	\$1,852.51	PARS contribution, 10/19/24 - 11/1/24
EFT1010305	Health and Human Resource Center, Inc.	\$57.42	Employee assistance premium, 11/24
EFT1010306	Jeff Bills	\$3,000.00	Monthly retainer, 11/24
EFT1010307	Blazing Trails Media	\$23,800.00	Self produced content
EFT1010308	Computer Science Corporation Tribridge Holdings LLC	\$39,312.00	LMS development
EFT1010309	Delta Dental	\$4,709.56	Delta premium, 11/24
EFT1010310	Scott J. Grossberg, APC	\$9,879.78	Principles of Customer Contact workshop, 9/11/24, Norwalk, 10/17/24, San Dimas; Part-Time, Seasonal Employees and Volunteers workshop, 9/18/24,
EFT1010311	Harbinger Horizon	\$11,034.97	Workplace Harassment Prevention workshops, 10/14/24, Rosemead, 10/16/24, Lakewood, 10/17/24, Fountain Valley, 10/22/24 - 10/24/24, Chino Hills
EFT1010312	Independent Consulting & Risk Management Services, LLC	\$4,000.00	Executive consulting retainer
EFT1010313	JW Software	\$19,785.00	FileHandler claims administration
Multiple	California JPIA Employees	\$919.14	Business expense reimbursements
EFT1010315	Marcella Marlowe	\$1,900.00	Governance program consultation; Human Resource Academy, 10/15/24 and 10/29/24 speaker
EFT1010316	OC CPR Training	\$17,453.49	CPR/AED/First-Aid Safety workshops, 10/8/24, Moorpark, 10/10/24, Stanton, 10/15/24 and 10/16/24, Duarte, 10/16/24, Santa Fe Springs
EFT1010317	OSTS, Inc	\$121,924.24	Big 4 workshops, 8/15/24, Diamond Bar, 8/28/24, Alhambra; Bloodborne Pathogens workshops, 9/25/24, Fountain Valley, 10/16/24, Azusa; Driver Safety workshops, 9/25/24 and 9/26/24, Apple Valley, 10/1/24, Arroyo Grande; Electrical Safety workshop, 8/15/24, San Marcos; Environmental Safety: Lead & Asbestos Awareness workshop, 9/17/24, San Clemente; Hazwoper First Responder Awareness workshops, 8/20/24 and 8/21/24, South El Monte, 9/4/24, Port Hueneme, 9/25/24, Diamond Bar, 10/8/24 and 10/9/24, Poway, 10/9/24 and 10/10/24, Azusa; Lock-Out Tag-Out Authorized and Basic Electrical Safety workshop, 8/28/24, South El Monte; NFPA 70e Arc Flash workshop, 8/15/24, San Marcos; Traffic Control Technician & Flagger Operations workshop, Emergency Preparedness & Fire Extinguisher workshops, 9/9/24 - 9/11/24, Apple Valley; 10/24/24, San Marcos; Fire Extinguisher workshops, 9/25/24, Fountain Valley, 10/23/24 and 10/24/24, La Quinta
EFT1010319	Safety Time	\$20,389.01	401A plan contribution, 11/6/24
EFT1010320	Charles Schwab	\$953.72	Risk management initiatives
EFT1010321	Triden Group Corporation	\$6,750.00	Workers' Compensation Research Institute 2025 annual dues
EFT1010322	Workers Compensation Research Institute	\$7,619.00	Deferred compensation, 11/2/24 - 11/15/24
EFT1010323	MissionSquare Retirement - 303081	\$25,610.68	Leadership Academy, 8/20/24 - 8/22/24, speaker fees
EFT1010324	34th Street, Inc.	\$11,500.00	PARS contribution, 11/2/24 - 11/15/24
EFT1010325	U.S. Bank N.A. Minnesota	\$1,777.42	Workplace Violence workshop, 11/6/24, Aliso Viejo; Substance Abuse for Safety Sensitive Employees and Supervisors workshops, 10/2/24, Lake Elsinore, 10/29/24, Camarillo
EFT1010326	Steven F. Albrecht	\$4,800.00	WC Claims admin fee, 12/24
EFT1010327	Athens Administrators	\$336,933.75	Management Academy, 9/18/24, speaker fees
EFT1010328	Jeff Bills	\$4,324.97	ADA consulting, 10/24, Morro Bay
EFT1010329	Disability Access Consultants, LLC	\$720.00	Risk Tech project, 11/24, San Marcos; Risk Management Evaluations checklist project
EFT1010330	Amy Dolson	\$855.00	Supervisor Essential Skills workshops, 10/24, Poway, La Quinta, La Puente, Goleta
EFT1010331	D. Renee Christensen, Inc	\$24,149.35	Driver monitoring, 10/24
EFT1010332	Embark Safety	\$4,191.70	Functional mobility training, 8/24 and 9/24
EFT1010334	Andrea Ormonde	\$26,400.00	Workplace Violence workshops, 10/28/24, Laguna Woods, 11/6/24, Temple City; Workplace Harassment Prevention workshops, 10/30/24, Lakewood, 11/7/24, Artesia; Cultural Diversity & Impact Biases workshop, 11/4/24, Lemon Grove
EFT1010335	Harbinger Horizon	\$9,590.35	2024 Liability claims audit
EFT1010336	Independent Consulting & Risk Management Services, LLC	\$17,500.00	Actuarial study, 6/30/24
EFT1010338	Milliman	\$28,225.00	CPR/AED/First-Aid Safety workshop, 11/1/24, Artesia
EFT1010339	OC CPR Training	\$2,704.60	Aerial Lift workshop, 10/2/24, Morro Bay; Backhoe Safety workshop, 10/30/24, South El Monte; Bloodborne Pathogens workshop, 10/16/24, Guadalupe; Bucket Truck Safety workshops, 10/16/24, South El Monte, 10/24/24, Imperial; Environmental Safety workshops, 10/17/24, Bell Gardens, 10/24/24 and 10/31/24, Norwalk; Forklift Operator Safety workshop, 10/2/24, South El Monte; Hazard Communications, 10/16/24, Guadalupe; Hazardous Materials workshops, 10/29/24 and 10/30/24, Cerritos; Heat Illness Prevention workshop, 10/16/24, Guadalupe; Hand and Portable Power Tools workshops, 10/3/24, Morro Bay, 10/30/24, Apple Valley; Hazwoper First Responder Awareness workshop, 10/31/24, Bell Gardens; Personal Protective Equipment workshop, 10/24/24, Imperial; Respiratory workshop, 10/24/24, Big Bear City CSD; Trench/Shoring/Excavating workshops, 10/8/24 and 10/9/24, Apple Valley
EFT1010340	OSTS, Inc	\$28,287.76	Investment management fee, 8/24 and 9/24
EFT1010341	PFM Asset Management LLC	\$33,750.86	Retirement plans administration fee, 8/24 and 9/24
EFT1010342	PARS	\$2,000.00	Leadership and Team Building workshops, 10/2/24 and 10/3/24, Morro Bay; Dealing Successfully with Customers workshop, 10/16/24, Chino Hills; Managing Time workshop, 10/17/24, La Quinta
EFT1010343	Public Sector Excellence	\$14,510.19	401A plan contribution, 11/20/24
EFT1010344	Charles Schwab	\$773.49	Big Sur building design
EFT1010346	W.T. Durant, Inc.	\$215.56	ADA consulting, 10/24, Chino Hills; ADA survey, 10/24, Big Bear Lake
EFT1010347	Disability Access Consultants, LLC	\$13,000.00	Risk Tech, 7/24, Malibu, Hermosa Beach, Claremont; Risk Tech, 8/24, Paso Robles, Malibu, Claremont, San Luis Obispo
EFT1010348	Intrinsic Environment, Health & Safety	\$7,184.28	Deferred compensation, 11/16/24 - 11/29/24
EFT1010349	MissionSquare Retirement - 303081	\$25,610.68	

CALIFORNIA JOINT POWERS INSURANCE AUTHORITY

WARRANT REGISTER

From: 11/1/2024 To: 12/31/2024

CHECK NUMBER	PAYEE	AMOUNT	DESCRIPTION
EFT1010350	U.S. Bank N.A. Minnesota	\$1,777.42	PARS contribution, 11/16/24 - 11/29/24
EFT1010351	34th Street, Inc.	\$30,663.73	Facilitate Strategic Planning workshop, 9/18/24, Malibu; Leadership training workshop, 9/4/24, Pismo Beach; Navigating Change workshop, 10/14/24, Seal Beach; Successful Workplace Relationships workshop, 9/18/24, Imperial; Wedge session workshop, 11/12/24, Imperial; Where Good Government Meets Good Governance workshop, 9/17/24, Malibu
EFT1010352	Health and Human Resource Center, Inc.	\$59.16	Employee assistance premium, 12/24
EFT1010353	Ardurra Group, Inc.	\$7,192.25	Land movement toolkit
Multiple	Executive Committee Members	\$14,618.57	Executive Committee meetings, 11/20/24 and 12/11/24; Joint Managers, Finance Officers, and Risk Managers meeting, 11/18/24
EFT1010358	Delta Dental	\$5,056.76	Delta premium, 12/24
EFT1010359	Dychelon LLC	\$17,163.71	De-escalation Strategies workshops, 10/10/24 and 10/15/24, Paramount, 10/29/24, Claremont; First Amendment Auditors workshop, 11/6/24, Fountain Valley; Public Safety Supervisors workshop, 10/8/24, Port Hueneme; Workplace Harassment Prevention workshops, 10/7/24, Indio, 10/9/24, Santa Paula, 10/24/24 and 10/28/24, Brawley
EFT1010364	Scott J. Grossberg, APC	\$3,392.12	Public Works Academy, 11/4/24 - 11/7/24, Paso Robles speaker
EFT1010366	Harbinger Horizon	\$5,982.15	Strategic Communication - De-escalation workshops, 11/15/24, Fillmore; 11/19/24, Indio; Workplace Harassment Prevention workshop, 11/18/24, San Gabriel
EFT1010371	OSTS, Inc	\$14,576.61	Driver Safety workshops, 11/4/24 and 11/6/24, Hawaiian Gardens; Environmental Safety workshop, 11/5/24, Santa Paula; Lockout Tagout workshops, 10/29/24, Atascadero, 10/31/24, Seaside, 10/30/24, Port Hueneme; Public Works Academy, 11/4/24 - 11/7/24, Paso Robles speaker; Scissors Lift workshop, Team Building workshop, 11/15/24, Imperial
EFT1010374	International Academy of Public Safety	\$15,694.55	Emergency Preparedness and Fire Extinguisher Safety workshops, 11/6/24, Stanton, 11/15/24, Rossmoor CSD
EFT1010376	Safety Time	\$3,010.73	401A plan contribution, 12/4/24
EFT1010378	Charles Schwab	\$773.49	Cyber assessment, Malibu
EFT1010379	Triden Group Corporation	\$8,428.00	Self produced content
EFT1010383	Blazing Trails Media	\$28,618.75	Curriculum development
EFT1010384	Burke, Williams & Sorensen	\$2,880.00	ADA survey, 11/24, Port Hueneme, 10/24, West Hollywood, 10/24, Westlake Village; ADA consulting, 10/24, Port Hueneme
EFT1010385	Disability Access Consultants, LLC	\$146,450.00	Monthly fees
EFT1010386	Paylocity	\$140.00	Investment management fee, 10/24
EFT1010387	PFM Asset Management LLC	\$17,194.45	Retirement plans administration fee, 10/24
EFT1010388	PARS	\$1,000.00	Tech support, AUIR
EFT1010389	Randy Crump Consulting	\$4,517.50	Cyber assessment, Mountain Area Regional Transit Authority
EFT1010391	Triden Group Corporation	\$7,891.00	PARs contribution, 11/30/24 - 12/13/24
EFT1010392	U.S. Bank N.A. Minnesota	\$1,777.42	LTF excess insurance broker fee
EFT1010393	Alliant Insurance Services	\$23,351.50	WC Claims admin fee, 1/25
EFT1010394	Athens Administrators	\$336,933.75	Monthly retainer, 12/24
EFT1010395	Jeff Bills	\$3,000.00	Supervisor Essential Skills workshop, 11/8/24, Zoom session eLearning prep work
EFT1010396	Bishop Consulting	\$10,300.00	Public Works Academy, 6/25/24, Indian Wells, speaker fees
EFT1010397	Burke, Williams & Sorensen	\$3,482.73	LMS custom training plan SOW; LMS support, 8/24 and 11/24; LMS maintenance, 10/24-10/25; LMS bulk cert license, 6/25 - 9/25
EFT1010399	Computer Science Corporation Tribridge Holdings LLC	\$295,282.75	Cyber incident coaching
EFT1010400	Constangy, Brooks, Smith & Prophete LLP	\$709.50	ADA consulting 11/24, Paso Robles; ADA survey, 11/24 Chino Hills
EFT1010402	Disability Access Consultants, LLC	\$100,269.60	Supervisor Essential Skills workshops, 11/24, Poway, La Quinta, La Puente, Goleta
EFT1010403	D. Renee Christensen, Inc	\$15,671.26	Ergonomics workshop, 12/5/24, Malibu
EFT1010404	Ergo Solutions, Inc.	\$2,202.13	Functional mobility, 10/24
EFT1010406	Andrea Ormonde	\$18,000.00	Pepper Spray Defense workshop, 12/11/24, Norwalk
EFT1010411	Eduardo A. Montez	\$3,630.78	Office supplies, service awards
EFT1010412	Nadel	\$636.99	CPR/AED/First-Aid workshops, 11/6/24, Guadalupe, 11/8/24, La Verne, 11/12/24, Hawaiian Gardens, 11/13/24 and 11/14/24, San Luis Obispo, 11/15/24 and 11/16/24, Poway, 11/18/24, Mammoth Lakes
EFT1010413	OC CPR Training	\$29,211.54	Monthly fees
EFT1010414	Paylocity	\$140.00	Emergency Preparedness and Fire Extinguisher Safety workshops, 12/12/24, Pismo Beach, 11/19/24, Mammoth Lakes, 11/20/24, La Verne
EFT1010417	Safety Time	\$8,281.76	401A plan contribution, 12/18/24
EFT1010419	Charles Schwab	\$773.49	Big Sur building design
EFT1010424	W.T. Durant, Inc.	\$431.11	Deferred compensation, 11/30/24 - 12/13/24
EFT1010425	MissionSquare Retirement - 303081	\$26,190.68	Deferred compensation, 12/14/24 - 12/27/24
EFT1010426	MissionSquare Retirement - 303081	\$26,190.68	PARS contribution, 12/14/24 - 12/27/24
EFT1010427	U.S. Bank N.A. Minnesota	\$1,735.93	Liability & Workers Compensation program, broker fee
EFT1010428	Guy Carpenter & Company, LLC	\$78,660.25	401A plan contribution, 12/31/24
EFT1010429	Charles Schwab	\$773.49	
DISBURSEMENT TOTAL		\$3,839,910.77	

GENERAL

20241128	Chase Bank	\$19,458.71	Business expenses
20241227	Chase Bank	\$33,259.94	Business expenses
2770020	CalPERS	\$27,222.92	PERS contribution, 10/19/24 - 11/11/24
2770021	CalPERS	\$8,159.78	PERS contribution, 10/19/24 - 11/11/24

CALIFORNIA JOINT POWERS INSURANCE AUTHORITY

WARRANT REGISTER

From: 11/1/2024 To: 12/31/2024

CHECK NUMBER	PAYEE	AMOUNT	DESCRIPTION
2770022	CalPERS	\$2,215.22	PERS contribution, 10/19/24 - 11/11/24
2770034	CalPERS	\$82,215.74	Medical premium, 11/24
2780805	CalPERS	\$27,222.92	Payroll EFT, 11/2/24 - 11/15/24
2780806	CalPERS	\$7,532.54	Payroll EFT, 11/2/24 - 11/15/24
2788732	CalPERS	\$84,368.16	Medical premium, 12/24
2789870	CalPERS	\$27,222.92	PERS contribution, 11/16/24 - 11/29/24
2789871	CalPERS	\$6,945.77	PERS contribution, 11/16/24 - 11/29/24
2800799	CalPERS	\$27,222.91	PERS contribution, 11/30/24 - 12/13/24
2800800	CalPERS	\$6,382.01	PERS contribution, 11/30/24 - 12/13/24
2807884	CalPERS	\$27,222.91	PERS contribution, 12/14/24 - 12/27/24
2807885	CalPERS	\$6,469.61	PERS contribution, 12/14/24 - 12/27/24
GENERAL TOTAL		\$393,122.06	
IMPREST ACCOUNTS DISBURSMENT			
	California JPIA WC ACCT# XXX-XXX5168	\$4,134,676.91	WC claims reimbursement Ck# 151706-157069
	California JPIA CCCSIF Workers ACCT# XXX-XXX5176	\$55,367.88	CCCSIF WC claims reimbursement Ck# 2222-2356
	California JPIA Excess Liability ACCT# XXX-XXX9247	\$3,274,315.49	Excess Liability claims reimbursement Ck# 1226-1258
	California JPIA Liability ACCT# XXX-XXX3224	\$15,898,006.39	Liability claims reimbursement Ck# 7224-8093
	California JPIA Property ACCT# XXX-XXX5066	\$2,965,911.46	Property claims reimbursement Ck# 8646-8674
	California JPIA Payroll ACCT# XXX-XXX2794	\$2,743.54	FSA reimbursements Nov 1 2024-Nov 30 2024
	California JPIA Payroll ACCT# XXX-XXX2794	\$555.95	FSA reimbursements Dec 1 2024-Dec 31 2024
	California JPIA Payroll ACCT# XXX-XXX2794	\$965.48	Paylocity service fee Nov 1 2024-Nov 30 2024
	California JPIA Payroll ACCT# XXX-XXX2794	\$988.72	Paylocity service fee Dec 1 2024-Dec 31 2024
	California JPIA Payroll ACCT# XXX-XXX2794	\$424,885.42	Payroll account reimbursement for pay period Nov 1 2024-Dec 31 2024
	California JPIA Payroll ACCT# XXX-XXX2794	\$187,746.59	Payroll account reimbursement for pay period Nov 1 2024-Dec 31 2024
	California JPIA Payroll ACCT# XXX-XXX2794	\$190,300.88	Payroll account reimbursement for pay period Nov 1 2024-Dec 31 2024
	California JPIA Payroll ACCT# XXX-XXX2794	\$188,808.75	Payroll account reimbursement for pay period Nov 1 2024-Dec 31 2024
	California JPIA Payroll ACCT# XXX-XXX2794	\$188,835.80	Payroll account reimbursement for pay period Nov 1 2024-Dec 31 2024
	Voided - California JPIA Checks	(\$366,414.52)	All Imprest Account
IMPREST ACCOUNTS DISBURSMENT TOTAL		\$27,147,694.74	
GRAND TOTAL		\$31,380,727.57	

In accordance with Article VII, of the Bylaws of the California Joint Powers Insurance Authority, the Chief Executive Officer hereby certifies to the accuracy of the demands and to the availability of funds for payment thereof.

Alexander Smith, Chief Executive Officer