



California JPIA
El Capitan Room
8081 Moody Street
La Palma, California 90623

AGENDA

EXECUTIVE COMMITTEE OF THE BOARD OF DIRECTORS

REGULAR MEETING

January 24, 2024

5:30 P.M.

CALL TO ORDER

President Margaret Finlay

PLEDGE OF ALLEGIANCE

President Margaret Finlay

ROLL CALL

Steve Croft
Marshall Goodman
Sonny Santa Ines
Steve Tye
Chuong Vo
Mark Waronek
Secretary, Tom Chavez
Vice President, Mary Ann Reiss
President, Margaret Finlay

ORAL COMMUNICATIONS

Any persons present desiring to address the Executive Committee on any proper matter may do so at this time.

CONSENT CALENDAR

All items under Consent Calendar may be enacted by one motion. Any item may be removed from the Consent Calendar and acted upon separately by the Executive Committee.

1. APPROVAL

Minutes of December 13, 2023 Regular Meeting

2. RECEIVE AND FILE

Treasurer's Monthly Compliance Report for December 2023

3. RECEIVE AND FILE

2024 Executive Committee Workshop Call for Items

4. RESOLUTION 24-1 Publicly Available Salary and Pay Schedule

A RESOLUTION OF THE EXECUTIVE COMMITTEE OF THE CALIFORNIA JOINT POWERS INSURANCE AUTHORITY, STATE OF CALIFORNIA, APPROVING AND ADOPTING A PUBLICLY AVAILABLE SALARY AND PAY SCHEDULE AS REQUIRED BY THE CALIFORNIA PUBLIC EMPLOYEES' RETIREMENT SYSTEM

REPORTS AND RECOMMENDATIONS

5. RESOLUTION
NO. 2024-01 WR Warrant Register

A RESOLUTION OF THE EXECUTIVE COMMITTEE OF THE BOARD OF DIRECTORS OF THE CALIFORNIA JOINT POWERS INSURANCE AUTHORITY ALLOWING CERTAIN CLAIMS AND DEMANDS IN THE TOTAL OF \$8,075,746.20.

ADJOURNMENT

To a meeting on February 28, 2024, at 5:30 p.m., in the El Capitan Room of the California JPIA, 8081 Moody Street, La Palma, CA 90623.

In compliance with Americans with Disabilities Act, if you need special assistance to participate in this meeting, please contact the Agency Clerk at (562) 467-8736. Notification 48 hours before meeting will enable the Authority to make reasonable arrangements to ensure accessibility. (28 CFR 35.102.35.104 ADA Title II)

TELECONFERENCE PARTICIPATION

To be a voting participant in action items appearing on the agenda, the participant's teleconference location must appear below, and the participant must have posted the agenda in a location accessible to the general public no less than 72 hours prior to the announced meeting time, in accordance and within the requirements of the Brown Act (Gov. Code, § 54950 et seq.). At the announced time of the meeting, teleconference participants (unless otherwise instructed) should call the California JPIA's teleconference number at **(253) 215-8782**, enter Meeting ID: **814 7757 4645** Password: **594843** and identify themselves for the record.

To access the video conferencing and view the meeting online, go to <https://cjpia.zoom.us/j/81477574645?pwd=p6XVLHIDk3PcbaA2ejAwNI5O0bQUzI.1&from=addon>.

If you have any problems with the meeting link or connecting to the meeting, please call Veronica Ruiz at (562) 455-0321.

**TELECONFERENCE
LOCATIONS**

Marshall Goodman
305 North Cattlemen Road
Sarasota, FL 34235

Sonny Santa Ines
19 Noel St.
United Hills Village
Paranaque City
Philippines

Mark Waronek
5430 Torrance Blvd.
Torrance, CA 90503

Dated: January 18, 2024
Posted: January 18, 2024

s/Veronica Ruiz
Veronica Ruiz, CMC
Agency Clerk

AFFIDAVIT OF POSTING

I, Veronica Ruiz, declare as follows: That I am the duly designated Agency Clerk for the California Joint Powers Insurance Authority, and that I caused to be posted the foregoing agenda in accordance with the Brown Act. Dated this 18th day of January, 2024.

By: Veronica Ruiz, CMC, Agency Clerk

CALIFORNIA JPIA

MINUTES

EXECUTIVE COMMITTEE OF THE BOARD OF DIRECTORS

REGULAR MEETING

December 13, 2023

5:30 P.M.

CALL TO ORDER

President Finlay called the regular meeting of the Executive Committee of the California JPIA to order at 5:32 p.m. in the California Room at the California JPIA, 8081 Moody Street, La Palma, CA 90623.

ROLL CALL

A quorum was established by roll call.

PRESENT:

Steve Croft
Marshall Goodman
Sonny Santa Ines
Steve Tye
Chuong Vo
Mark Waronek
Secretary, Tom Chavez
Vice President, Mary Ann Reiss (*Teleconference*)
President, Margaret Finlay

EX OFFICIO:

Thaddeus McCormack, Managers Committee
Chairman
Jose Gomez, Finance Officers Committee
Chairman
Brad McKinney, Risk Managers Committee
Chairman

ATTENDEES:

Chris Kustra, Carl Warren & Company
Sarah Meacham, PFM Asset Management
Michael Arellano, Hemet
Mark Prestwich, Hemet
Tori Roberts, Hemet

STAFF:

Alexander Smith, Chief Executive Officer
Michelle Aguayo, Training Coordinator

Edith Avina, Administrative Analyst
Olga Berdial, Communications Director
Grazyna Buchowiecki, Senior Accountant
Lyndsie Buskirk, Administrative Analyst
Toni Consolo, Senior Risk Manager
Denise Covell, Administrative Assistant
Melaina Francis, Senior Risk Manager
Maria Galvan, Senior Risk Manager
Tim Karcz, Senior Risk Manager
Tony Leite, Senior Risk Manager (*Teleconference*)
Jason McBride, Finance Director
Alex Mellor, Senior Risk Manager
Courtney Morrison, Management Analyst
Veronica Ruiz, Agency Clerk
Jeff Rush, Workers' Comp. Program Manager
Nikki Salas, Administrative Services Director
(*Teleconference*)
Carl Sandstrom, Business Projects Manager
Ryan Thomas, Senior Training Specialist
Jennifer Torres, Administrative Assistant
Kelly Trainer Policky, Employment Practices
Manager
Chris Yanonis, Facilities Specialist
Paul Zeglovitch, Claims and Insurance Director

**ORAL
COMMUNICATIONS**

There were no requests to address the Executive Committee.

URGENCY ITEM:
Request For Emergency Closed
Session

Alex Smith, Chief Executive Officer, introduced an item which came to the Authority's attention subsequent to the agenda being posted, and requested that a closed session item be added to the agenda as an urgency item in accordance with Government Code §54954.2(b) since there was a need to take immediate action.

It was moved by Director Croft to add the closed session item to the agenda. The motion was seconded by Director Chavez. The motion carried unanimously by roll call vote.

PRESENTATION

The Executive Committee recognized Sarah Meacham for her service to the California JPIA from 2006-2023.

PRESENTATION

The Executive Committee recognized the following staff members who had reached milestone anniversaries in their tenure with the Authority:

Veronica Ruiz, Agency Clerk, five years of service
Tim Karcz, Senior Risk Manager, five years of service
Maria Galvan, Senior Risk Manager, ten years of service

Melaina Francis, Senior Risk Manager, ten years of service
Michelle Aguayo, Training Coordinator, fifteen years of service
Paul Zeglovitch, Claims and Insurance Director, fifteen years of service
Carl Sandstrom, Business Projects Manager, twenty years of service
Grazyna Buchowiecki, Senior Accountant, twenty years of service

CONSENT CALENDAR

President Finlay presented the items appearing on the Consent Calendar.

Director Croft moved that the Consent Calendar Items be approved, received, and filed in one action. The motion was seconded by Director Waronek. The motion carried unanimously by roll call vote.

The Consent Calendar included:

- Executive Committee Minutes of November 15, 2023 Regular Meeting
- Treasurer’s Monthly Compliance Report for November 2023
- Revised Construction Management Contract
- Learning Management System/Risk Management Information System Software Contract Renewals

CLOSED SESSION

At 6:01 p.m., President Finlay recessed the Executive Committee to Closed Session pursuant to Government Code Section 54956.9(d)(2) concerning significant exposure to litigation (one case).

President Finlay reconvened the meeting at 6:32 p.m. There was no reportable action.

RECEIVE AND FILE
City of Hemet Member
Retention Level

President Finlay presented the City of Hemet Member Retention Level item.

Alex Smith, Chief Executive Officer, presented the report, and recommended that the Executive Committee approve the issuance of a coverage endorsement to the City of Hemet for the Excess Liability Program, which states that a member retained limit of \$1,000,000 will apply to coverage effective 12:01 a.m. January 1, 2024 to 12:01 a.m. July 1, 2024, to be renewed annually thereafter, or until withdrawn or modified by the Executive Committee.

Public comments were received from incoming Hemet Police Chief, Michael Arellano and Hemet City Manager, Mark Prestwich.

Director Croft moved to approve the issuance of a coverage endorsement to the City of Hemet for the Excess Liability Program, which states that a member retained limit of \$1,000,000 will apply to coverage effective 12:01 a.m. January 1, 2024 to 12:01 a.m. July 1, 2024, to be renewed annually thereafter, or until withdrawn or modified by the Executive Committee. The motion was seconded by Director Waronek. The motion carried unanimously by roll call vote.

**RESOLUTION
NO. 2023-12 WR**
Warrant Register

President Finlay read, by title only, Resolution No. 2023-12 WR,

A RESOLUTION OF THE EXECUTIVE COMMITTEE OF THE BOARD OF DIRECTORS OF THE CALIFORNIA JOINT POWERS INSURANCE AUTHORITY ALLOWING CERTAIN CLAIMS AND DEMANDS IN THE TOTAL OF \$7,378,700.55.

Director Chavez moved to waive further reading and adopt Resolution 2023-12 WR. The motion was seconded by Director Waronek. The motion carried unanimously by roll call vote.

ADJOURNMENT

President Finlay adjourned the meeting at 6:57 p.m. to the next regular meeting on January 24, 2024, at 5:30 p.m., in the El Capitan Room of the California JPIA, 8081 Moody Street, La Palma, CA 90623.

Tom Chavez, Secretary

CALIFORNIA JPIA

AGENDA REPORT

To: EXECUTIVE COMMITTEE
From: Alexander Smith, Chief Executive Officer
By: Jason McBride, Finance Director
Date: January 24, 2024
Subject: Treasurer's Monthly Compliance Report

Attached is the Treasurer's Monthly Compliance Report for December 2023.

Directly held investments, as of December 31, 2023, totaled \$315.6 million. Cash held in LAIF was \$3.4 million and the money market account balance was \$425,699. Cash held in the Los Angeles County Pooled Investment Fund was \$104,955. Cash held in CAMP was \$57 million. Altogether, cash and investments totaled \$376.5 million at the end of the month.

The annualized yield to maturity at cost earned by direct investments was 2.29%. Accrual basis earnings were \$394,821. The quarter-to-date yield reported by LAIF was 3.96%, and the money market account yield was 5.22%. The Los Angeles County Pooled Investment Fund yielded 4.02% and CAMP yielded 5.56%.

Recommended Action

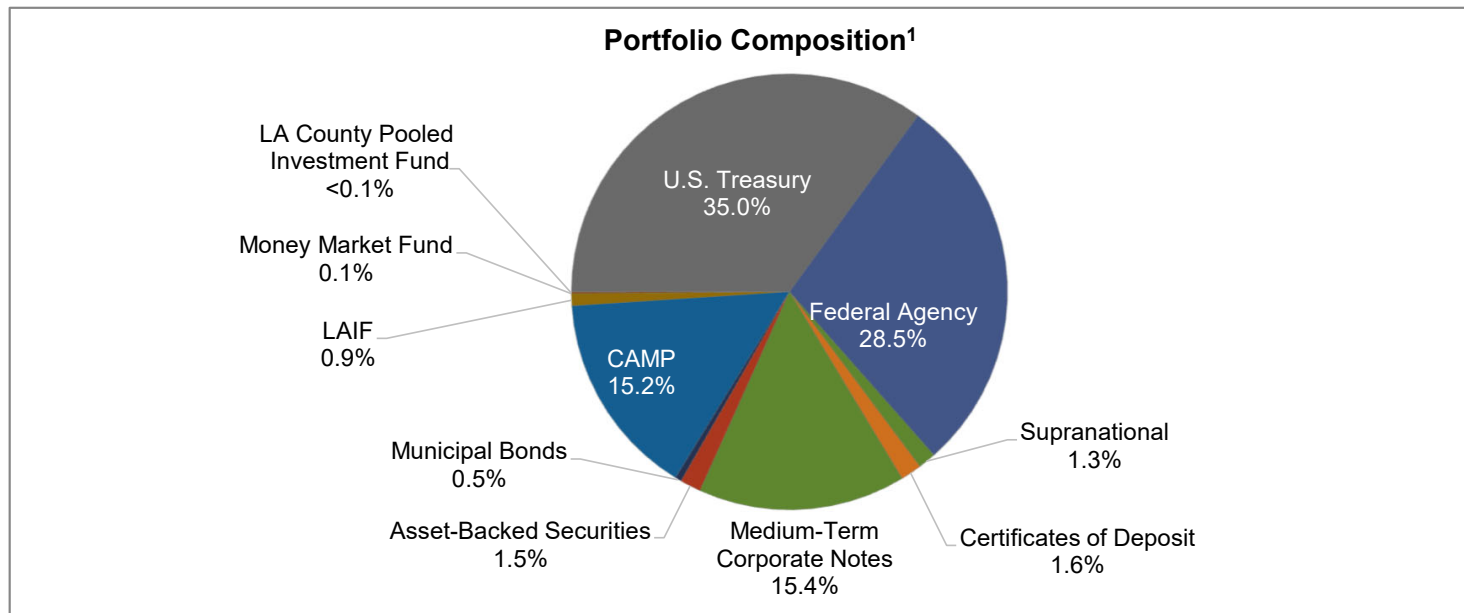
Receive and file.

<u>Security Type</u>	<u>Par Value</u>	<u>Original Cost</u>	<u>Amortized Cost</u>	<u>Market Value</u>	<u>Longest Maturity</u>	<u>Maximum Allowable Maturity</u>	<u>YTM at Cost</u>
U.S. Treasury	\$139,295,000.00	\$137,205,096.11	\$137,787,834.62	\$131,368,068.07	9.88 Years	10 Years	1.98%
Federal Agency	\$111,268,313.89	\$110,368,569.92	\$110,408,762.14	\$106,731,987.43	8.70 Years	10 Years	2.39%
Supranational	\$5,100,000.00	\$5,096,226.00	\$5,099,084.05	\$4,936,009.50	0.73 Years	5 Years	0.52%
Certificates of Deposit	\$5,925,000.00	\$5,925,000.00	\$5,925,000.00	\$5,871,280.34	2.55 Years	5 Years	5.26%
Medium-Term Corporate Notes	\$58,999,000.00	\$59,840,053.16	\$59,032,989.24	\$57,723,779.49	4.75 Years	5 Years	2.67%
Asset-Backed Securities	\$5,834,094.13	\$5,833,238.04	\$5,833,487.16	\$5,795,405.52	4.88 Years	5 Years	2.92%
Municipal Bonds	\$1,850,000.00	\$1,849,809.60	\$1,849,972.17	\$1,761,902.90	1.59 Years	5 Years	0.68%
Total Securities	\$328,271,408.02	\$326,117,992.83	\$325,937,129.38	\$314,188,433.25			2.29%
Accrued Interest			\$1,360,713.64	\$1,360,713.64			
Total Portfolio	\$328,271,408.02	\$326,117,992.83	\$327,297,843.02	\$315,549,146.89			
CAMP	\$57,046,702.83	\$57,046,702.83	\$57,046,702.83	\$57,046,702.83	1 Day		5.56%
LAIF	\$3,354,531.98	\$3,354,531.98	\$3,354,531.98	\$3,354,531.98	1 Day		3.96%
Money Market Fund	\$425,698.99	\$425,698.99	\$425,698.99	\$425,698.99	1 Day		5.22%
LA County Pooled Investment Fund	\$104,954.72	\$104,954.72	\$104,954.72	\$104,954.72	1 Day		4.02%
Total Liquidity	\$60,931,888.52	\$60,931,888.52	\$60,931,888.52	\$60,931,888.52			5.47%
Total Investments	\$389,203,296.54	\$387,049,881.35	\$388,229,731.54	\$376,481,035.41			2.81%

- I hereby certify that all investments are in compliance with the investment policy adopted by the Executive Committee as of August 2021.
- The California JPIA investment portfolio is managed by PFM Asset Management LLC.
- PFM's market prices are derived from closing bidprices as of the last business day of the month as supplied by Refinitiv or Bloomberg. Where prices are not available from generally recognized sources the securities are priced using a yield-based matrix system to arrive at an estimated market value. Prices that fall between data points are interpolated.
- In accordance with Generally Accepted Accounting Principles (GAAP), month-end holdings and information are reported on a trade date basis. Securities listed in bold type on the Security Transactions & Interest page have been traded, but have not yet settled.
- All ratings are as of month end.
- The Authority has the ability to meet its budgeted expenditures for the next six months.
- Excludes \$1,712,286.93 of funds deposited with the Authority by the Central Coast Cities for payments on worker's compensation tail claims.
- The yield for CAMP is the 7-day yield as of December 31, 2023.
- The yield for LAIF is the quarter to date yield as of December 31, 2023.
- The yield for the LA County Pooled Investment Fund is the earnings rate for November. The County reports earnings with a one month lag.
- Compliance with the investment policy is measured at the time of purchase.
- Any information or data displayed herein has been formatted for use as directed by the Authority. This report should not be used for compliance assurance reasons. Any claims of compliance are that of the Authority.

For Institutional Investor or Professional Investor Use Only - This material is not for inspection by, distribution to, or quotation to the general public.

<u>Security Type</u>	<u>Market Value (\$)</u>	<u>% of Portfolio¹</u>	<u>Permitted by Policy (% or \$)</u>	<u>In Compliance</u>
U.S. Treasury	\$131,368,068.07	35.0%	100%	Yes
Federal Agency	\$106,731,987.43	28.5%	100%	Yes
Supranational	\$4,936,009.50	1.3%	15%	Yes
Certificates of Deposit	\$5,871,280.34	1.6%	30%	Yes
Medium-Term Corporate Notes	\$57,723,779.49	15.4%	30%	Yes
Asset-Backed Securities	\$5,795,405.52	1.5%	20%	Yes
Municipal Bonds	\$1,761,902.90	0.5%	5%	Yes
CAMP	\$57,046,702.83	15.2%	20%	Yes
LAIF	\$3,354,531.98	0.9%	\$75,000,000	Yes
Money Market Fund	\$425,698.99	<0.1%	20%	No
LA County Pooled Investment Fund	\$104,954.72	<0.1%	\$30,000,000	Yes
Subtotal Investments	\$375,120,321.77	100.0%		
Accrued Interest	\$1,360,713.64			
Total Investments	\$376,481,035.41			



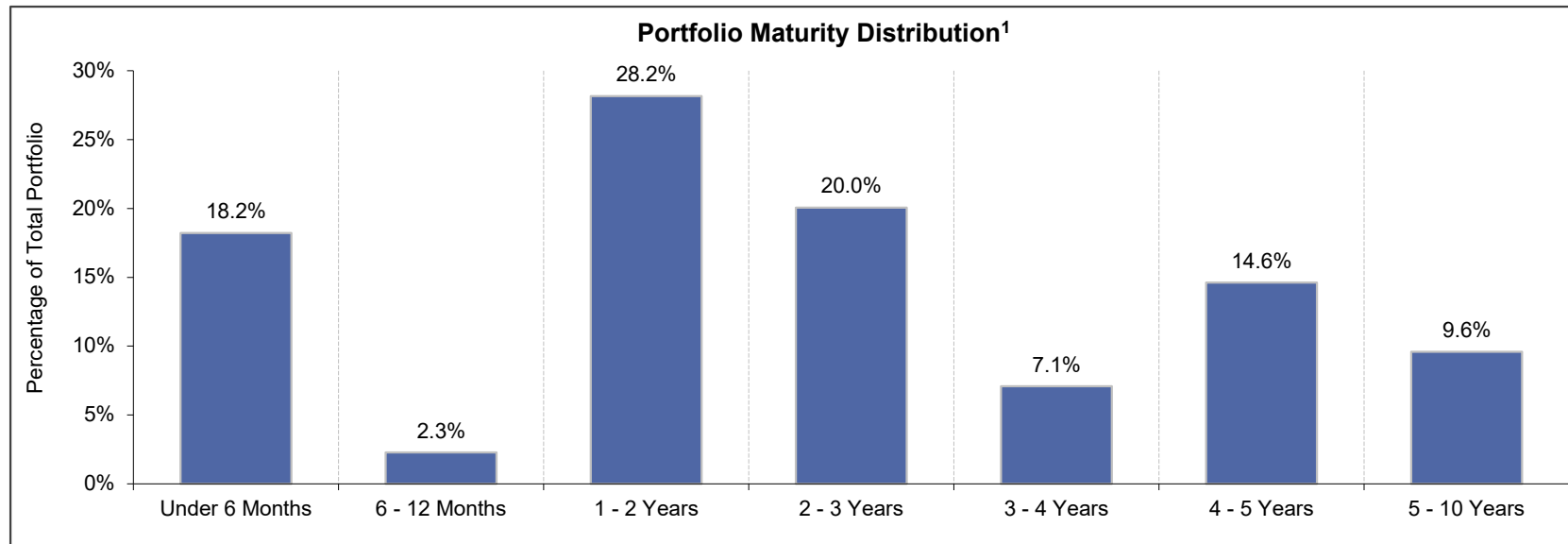
Percentages may not sum to 100% due to rounding.

Maturity Distribution¹

December 31, 2023

Under 6 Months	\$68,583,693.16
6 - 12 Months	\$8,565,750.86
1 - 2 Years	\$106,005,015.08
2 - 3 Years	\$75,480,817.11
3 - 4 Years	\$26,705,809.89
4 - 5 Years	\$55,017,799.27
5 - 10 Years	\$36,122,150.04
Totals	\$376,481,035.41

Portfolio Duration ²	
Effective ³	2.72



- Notes:
- 14.7% of the portfolio is invested in currently callable securities. The callable securities are included in the maturity distribution to their stated maturity date, although they may be called prior to maturity.
 - Duration calculations exclude balances in CAMP, LAIF and the money market fund.
 - Effective duration is the change in price for a 1% change in yield, while also taking into account the likelihood of options such as calls and paydowns for mortgage-backed securities being exercised.
 - Percentages may not add up to 100% due to rounding.

Managed Account Summary Statement

For the Month Ending **December 31, 2023**

CALIFORNIA JOINT POWERS INSURANCE AUTH

Transaction Summary - Managed Account

Opening Market Value	\$311,263,463.95
Maturities/Calls	(1,975,022.59)
Principal Dispositions	(8,708,909.53)
Principal Acquisitions	8,930,102.06
Unsettled Trades	0.00
Change in Current Value	4,678,799.36
Closing Market Value	\$314,188,433.25

Cash Transactions Summary - Managed Account

Maturities/Calls	1,750,000.00
Sale Proceeds	8,798,408.93
Coupon/Interest/Dividend Income	290,335.43
Principal Payments	225,022.59
Security Purchases	(10,681,268.63)
Net Cash Contribution	(0.16)
Reconciling Transactions	0.00

Earnings Reconciliation (Cash Basis) - Managed Account

Interest/Dividends/Coupons Received	379,834.83
Less Purchased Interest Related to Interest/Coupons	(11,179.95)
Plus Net Realized Gains/Losses	(505,913.82)
Total Cash Basis Earnings	(\$137,258.94)

Cash Balance

Closing Cash Balance **\$533,870.87**

Earnings Reconciliation (Accrual Basis)

	Total
Ending Amortized Value of Securities	325,937,129.38
Ending Accrued Interest	1,360,713.64
Plus Proceeds from Sales	8,798,408.93
Plus Proceeds of Maturities/Calls/Principal Payments	1,975,022.59
Plus Coupons/Dividends Received	290,335.43
Less Cost of New Purchases	(8,939,868.56)
Less Beginning Amortized Value of Securities	(327,861,554.62)
Less Beginning Accrued Interest	(1,165,365.55)
Total Accrual Basis Earnings	\$394,821.24

Portfolio Summary and Statistics

For the Month Ending **December 31, 2023**

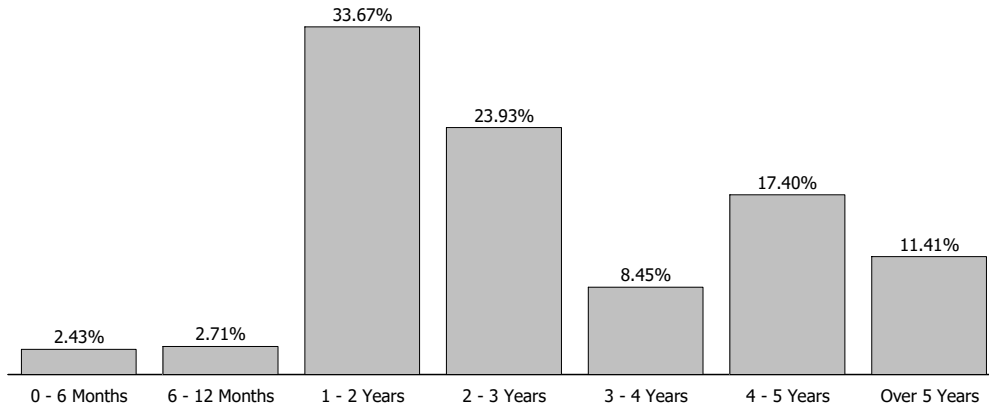
CALIFORNIA JOINT POWERS INSURANCE AUTH

Account Summary

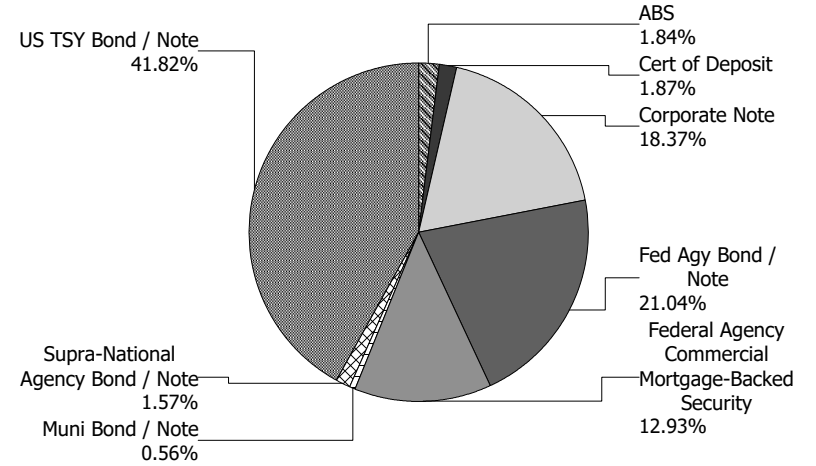
Description	Par Value	Market Value	Percent
U.S. Treasury Bond / Note	139,295,000.00	131,368,068.07	41.82
Supra-National Agency Bond / Note	5,100,000.00	4,936,009.50	1.57
Municipal Bond / Note	1,850,000.00	1,761,902.90	0.56
Federal Agency Commercial Mortgage-Backed Security	40,538,313.89	40,616,592.91	12.93
Federal Agency Bond / Note	70,730,000.00	66,115,394.52	21.04
Corporate Note	58,999,000.00	57,723,779.49	18.37
Certificate of Deposit	5,925,000.00	5,871,280.34	1.87
Asset-Backed Security	5,834,094.13	5,795,405.52	1.84
Managed Account Sub-Total	328,271,408.02	314,188,433.25	100.00%
Accrued Interest		1,360,713.64	
Total Portfolio	328,271,408.02	315,549,146.89	

Unsettled Trades **0.00** **0.00**

Maturity Distribution



Sector Allocation



Characteristics

Yield to Maturity at Cost	2.29%
Yield to Maturity at Market	4.35%
Weighted Average Days to Maturity	1102

Managed Account Issuer Summary

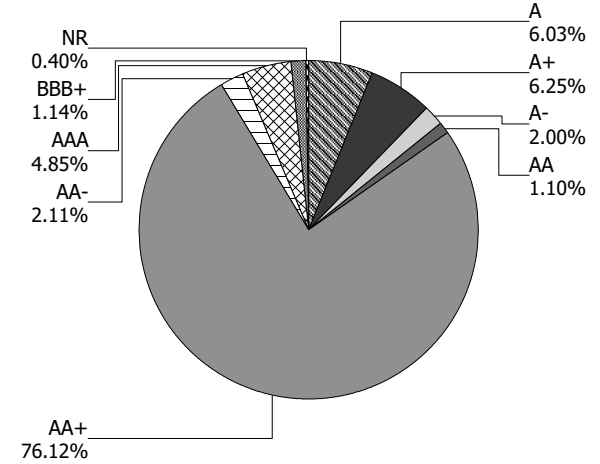
For the Month Ending **December 31, 2023**

CALIFORNIA JOINT POWERS INSURANCE AUTH

Issuer Summary

Issuer	Market Value of Holdings	Percent
AMAZON.COM INC	3,441,169.13	1.10
BANK OF AMERICA CO	5,623,123.52	1.79
BRISTOL-MYERS SQUIBB CO	2,230,779.47	0.71
CARMAX AUTO OWNER TRUST	510,579.47	0.16
CHEVRON CORPORATION	2,110,193.80	0.67
CITIGROUP INC	5,294,494.72	1.69
DEERE & COMPANY	2,271,207.84	0.72
DISCOVER FINANCIAL SERVICES	937,882.82	0.30
FANNIE MAE	49,677,882.35	15.82
FEDERAL FARM CREDIT BANKS	1,774,474.60	0.56
FEDERAL HOME LOAN BANKS	10,279,841.09	3.27
FREDDIE MAC	44,999,789.39	14.32
GOLDMAN SACHS GROUP INC	2,084,918.55	0.66
HOME DEPOT INC	2,999,682.51	0.95
HONDA AUTO RECEIVABLES	138,821.86	0.04
HYUNDAI AUTO RECEIVABLES	1,252,989.19	0.40
IBM CORP	2,155,390.20	0.69
INTER-AMERICAN DEVELOPMENT BANK	4,936,009.50	1.57
JOHNSON & JOHNSON	3,747,688.00	1.19
JP MORGAN CHASE & CO	4,803,458.16	1.53
LOS ANGELES COMMUNITY COLLEGE DISTRICT	1,099,671.30	0.35
MASTERCARD INC	2,160,221.07	0.69
MICROSOFT CORP	1,345,337.13	0.43
NOVARTIS AG	4,523,965.09	1.44
PACCAR FINANCIAL CORP	2,353,274.99	0.75
PFIZER INC	3,479,637.00	1.11
RABOBANK NEDERLAND	2,942,379.00	0.94
STATE OF MARYLAND	662,231.60	0.21
STATE STREET CORPORATION	480,757.50	0.15
TARGET CORP	415,265.99	0.13
THE BANK OF NEW YORK MELLON CORPORATION	3,125,287.20	0.99
TORONTO-DOMINION BANK	2,928,901.34	0.93

Credit Quality (S&P Ratings)



Managed Account Issuer Summary

For the Month Ending **December 31, 2023**

CALIFORNIA JOINT POWERS INSURANCE AUTH

Issuer	Market Value of Holdings	Percent
TOYOTA MOTOR CORP	3,056,697.00	0.97
UNITED STATES TREASURY	131,368,068.07	41.82
UNITEDHEALTH GROUP INC	1,973,816.00	0.63
US BANCORP	1,002,546.80	0.32
Total	\$314,188,433.25	100.00%

Managed Account Detail of Securities Held

For the Month Ending **December 31, 2023**

CALIFORNIA JOINT POWERS INSURANCE AUTH

Security Type/Description	Dated Date/Coupon/Maturity	CUSIP	Par	S&P Rating	Moody's Rating	Trade Date	Settle Date	Original Cost	YTM at Cost	Accrued Interest	Amortized Cost	Market Value
U.S. Treasury Bond / Note												
US TREASURY NOTES DTD 12/31/2019 1.750% 12/31/2024		912828YY0	645,000.00	AA+	Aaa	07/16/21	07/19/21	672,311.72	0.51	31.01	652,905.45	625,952.38
US TREASURY NOTES DTD 03/31/2020 0.500% 03/31/2025		912828ZF0	1,650,000.00	AA+	Aaa	09/21/21	09/22/21	1,646,003.91	0.57	2,096.31	1,648,586.14	1,568,531.25
US TREASURY NOTES DTD 03/31/2020 0.500% 03/31/2025		912828ZF0	2,185,000.00	AA+	Aaa	04/05/21	04/07/21	2,169,978.13	0.68	2,776.03	2,180,299.21	2,077,115.63
US TREASURY NOTES DTD 07/02/2018 2.750% 06/30/2025		912828XZ8	1,000,000.00	AA+	Aaa	07/24/19	07/25/19	1,048,945.31	1.87	75.55	1,012,332.32	975,625.00
US TREASURY NOTES DTD 08/31/2020 0.250% 08/31/2025		91282CAJ0	4,375,000.00	AA+	Aaa	08/02/21	08/06/21	4,326,123.05	0.53	3,695.91	4,355,001.89	4,085,156.25
US TREASURY NOTES DTD 09/30/2020 0.250% 09/30/2025		91282CAM3	1,675,000.00	AA+	Aaa	09/21/21	09/22/21	1,646,407.23	0.68	1,064.04	1,662,581.90	1,559,843.75
US TREASURY NOTES DTD 09/30/2020 0.250% 09/30/2025		91282CAM3	3,100,000.00	AA+	Aaa	09/27/21	09/28/21	3,031,824.22	0.81	1,969.26	3,070,269.21	2,886,875.00
US TREASURY NOTES DTD 09/30/2020 0.250% 09/30/2025		91282CAM3	4,000,000.00	AA+	Aaa	09/03/21	09/09/21	3,937,812.50	0.64	2,540.98	3,973,228.32	3,725,000.00
US TREASURY NOTES DTD 10/31/2020 0.250% 10/31/2025		91282CAT8	1,795,000.00	AA+	Aaa	10/04/21	10/06/21	1,756,996.48	0.78	764.35	1,777,890.74	1,667,386.63
US TREASURY NOTES DTD 11/16/2015 2.250% 11/15/2025		912828M56	2,000,000.00	AA+	Aaa	01/30/19	01/31/19	1,951,484.38	2.64	5,810.44	1,986,619.08	1,926,250.00
US TREASURY NOTES DTD 11/30/2020 0.375% 11/30/2025		91282CAZ4	2,110,000.00	AA+	Aaa	11/02/21	11/03/21	2,054,777.34	1.03	691.80	2,084,058.71	1,959,332.92
US TREASURY NOTES DTD 12/31/2020 0.375% 12/31/2025		91282CBC4	1,425,000.00	AA+	Aaa	05/06/21	05/07/21	1,402,066.41	0.73	14.68	1,415,146.25	1,320,796.88
US TREASURY NOTES DTD 12/31/2020 0.375% 12/31/2025		91282CBC4	2,750,000.00	AA+	Aaa	01/06/21	01/07/21	2,741,943.36	0.43	28.33	2,746,766.71	2,548,906.25
US TREASURY NOTES DTD 12/31/2020 0.375% 12/31/2025		91282CBC4	10,390,000.00	AA+	Aaa	07/16/21	07/19/21	10,237,802.73	0.71	107.04	10,321,670.35	9,630,231.25

Managed Account Detail of Securities Held

For the Month Ending **December 31, 2023**

CALIFORNIA JOINT POWERS INSURANCE AUTH

Security Type/Description Dated Date/Coupon/Maturity	CUSIP	Par	S&P Rating	Moody's Rating	Trade Date	Settle Date	Original Cost	YTM at Cost	Accrued Interest	Amortized Cost	Market Value
U.S. Treasury Bond / Note											
US TREASURY NOTES DTD 01/31/2019 2.625% 01/31/2026	9128286A3	1,375,000.00	AA+	Aaa	02/01/21	02/03/21	1,524,799.80	0.42	15,104.45	1,437,532.99	1,331,816.48
US TREASURY NOTES DTD 01/31/2021 0.375% 01/31/2026	91282CBH3	1,400,000.00	AA+	Aaa	05/02/22	05/03/22	1,270,281.25	3.01	2,197.01	1,327,891.91	1,293,250.00
US TREASURY NOTES DTD 01/31/2019 2.625% 01/31/2026	9128286A3	2,000,000.00	AA+	Aaa	08/20/19	08/21/19	2,138,750.00	1.49	21,970.11	2,044,835.99	1,937,187.60
US TREASURY NOTES DTD 01/31/2021 0.375% 01/31/2026	91282CBH3	3,300,000.00	AA+	Aaa	05/19/21	05/20/21	3,232,453.13	0.82	5,178.67	3,270,062.22	3,048,375.00
US TREASURY NOTES DTD 01/31/2021 0.375% 01/31/2026	91282CBH3	3,350,000.00	AA+	Aaa	02/26/21	02/26/21	3,280,644.53	0.80	5,257.13	3,320,678.05	3,094,562.50
US TREASURY NOTES DTD 01/31/2021 0.375% 01/31/2026	91282CBH3	5,500,000.00	AA+	Aaa	07/02/21	07/07/21	5,394,296.88	0.80	8,631.12	5,451,803.43	5,080,625.00
US TREASURY NOTES DTD 02/16/2016 1.625% 02/15/2026	912828P46	1,000,000.00	AA+	Aaa	03/06/19	03/08/19	937,226.56	2.62	6,137.91	980,791.72	947,812.50
US TREASURY NOTES DTD 02/28/2021 0.500% 02/28/2026	91282CBO3	1,665,000.00	AA+	Aaa	09/21/21	09/22/21	1,646,333.79	0.76	2,813.12	1,655,908.86	1,538,564.06
US TREASURY NOTES DTD 02/28/2021 0.500% 02/28/2026	91282CBO3	2,000,000.00	AA+	Aaa	03/12/21	03/12/21	1,966,718.75	0.84	3,379.12	1,985,524.31	1,848,125.00
US TREASURY NOTES DTD 02/28/2021 0.500% 02/28/2026	91282CBO3	3,000,000.00	AA+	Aaa	12/03/21	12/07/21	2,919,140.63	1.15	5,068.68	2,958,680.02	2,772,187.50
US TREASURY NOTES DTD 03/31/2019 2.250% 03/31/2026	9128286L9	545,000.00	AA+	Aaa	03/02/20	03/04/20	587,088.48	0.94	3,115.88	560,560.21	522,859.38
US TREASURY NOTES DTD 05/16/2016 1.625% 05/15/2026	912828R36	1,045,000.00	AA+	Aaa	07/24/19	07/25/19	1,025,161.33	1.92	2,192.63	1,038,097.16	986,055.52
US TREASURY NOTES DTD 05/31/2019 2.125% 05/31/2026	9128286X3	1,000,000.00	AA+	Aaa	06/03/19	06/05/19	1,008,945.31	1.99	1,857.92	1,003,088.09	955,000.00
US TREASURY NOTES DTD 05/31/2021 0.750% 05/31/2026	91282CCF6	1,455,000.00	AA+	Aaa	06/23/21	06/25/21	1,446,701.95	0.87	954.10	1,450,940.82	1,343,146.87

Managed Account Detail of Securities Held

For the Month Ending **December 31, 2023**

CALIFORNIA JOINT POWERS INSURANCE AUTH

Security Type/Description Dated Date/Coupon/Maturity	CUSIP	Par	S&P Rating	Moody's Rating	Trade Date	Settle Date	Original Cost	YTM at Cost	Accrued Interest	Amortized Cost	Market Value
U.S. Treasury Bond / Note											
US TREASURY NOTES DTD 05/31/2021 0.750% 05/31/2026	91282CCF6	3,340,000.00	AA+	Aaa	06/06/22	06/08/22	3,061,057.81	2.99	2,190.16	3,170,868.50	3,083,237.50
US TREASURY NOTES DTD 05/31/2021 0.750% 05/31/2026	91282CCF6	4,175,000.00	AA+	Aaa	06/01/21	06/01/21	4,161,790.04	0.81	2,737.71	4,168,623.03	3,854,046.88
US TREASURY NOTES DTD 07/31/2021 0.625% 07/31/2026	91282CCP4	1,665,000.00	AA+	Aaa	09/21/21	09/22/21	1,649,520.70	0.82	4,354.79	1,656,775.80	1,525,035.94
US TREASURY NOTES DTD 09/30/2019 1.625% 09/30/2026	912828YG9	3,035,000.00	AA+	Aaa	01/05/21	01/06/21	3,235,950.19	0.45	12,531.81	3,131,298.63	2,846,260.94
US TREASURY NOTES DTD 09/30/2021 0.875% 09/30/2026	91282CCZ2	4,660,000.00	AA+	Aaa	04/05/22	04/07/22	4,290,658.59	2.77	10,360.86	4,433,702.24	4,281,375.00
US TREASURY NOTES DTD 03/31/2020 0.625% 03/31/2027	912828ZE3	865,000.00	AA+	Aaa	02/26/21	02/26/21	845,909.18	1.00	1,373.72	854,827.96	777,689.06
US TREASURY NOTES DTD 04/30/2020 0.500% 04/30/2027	912828ZN3	3,985,000.00	AA+	Aaa	08/03/22	08/05/22	3,561,593.75	2.92	3,393.82	3,687,464.67	3,558,480.67
US TREASURY NOTES DTD 05/15/2017 2.375% 05/15/2027	912828X88	780,000.00	AA+	Aaa	11/29/22	11/30/22	728,477.34	4.01	2,391.96	741,049.25	740,878.16
US TREASURY NOTES DTD 08/15/2017 2.250% 08/15/2027	9128282R0	105,000.00	AA+	Aaa	01/04/22	01/06/22	109,499.41	1.45	892.36	107,905.82	99,028.13
US TREASURY NOTES DTD 08/15/2017 2.250% 08/15/2027	9128282R0	680,000.00	AA+	Aaa	08/29/22	08/31/22	647,487.50	3.30	5,779.08	656,253.30	641,325.00
US TREASURY NOTES DTD 08/15/2017 2.250% 08/15/2027	9128282R0	5,240,000.00	AA+	Aaa	09/01/22	09/06/22	4,967,970.31	3.40	44,532.88	5,040,652.30	4,941,975.00
US TREASURY NOTES DTD 10/31/2020 0.500% 10/31/2027	91282CAU5	1,435,000.00	AA+	Aaa	09/22/21	09/23/21	1,392,006.05	1.01	1,222.12	1,408,015.46	1,261,903.13
US TREASURY NOTES DTD 12/31/2020 0.625% 12/31/2027	91282CBB6	2,000,000.00	AA+	Aaa	01/05/21	01/06/21	1,995,078.13	0.66	34.34	1,997,181.99	1,758,750.00
US TREASURY NOTES DTD 04/30/2023 3.500% 04/30/2028	91282CHA2	4,425,000.00	AA+	Aaa	05/01/23	05/01/23	4,407,887.70	3.59	26,379.81	4,410,183.71	4,357,242.19

Managed Account Detail of Securities Held

For the Month Ending **December 31, 2023**

CALIFORNIA JOINT POWERS INSURANCE AUTH

Security Type/Description Dated Date/Coupon/Maturity	CUSIP	Par	S&P Rating	Moody's Rating	Trade Date	Settle Date	Original Cost	YTM at Cost	Accrued Interest	Amortized Cost	Market Value
U.S. Treasury Bond / Note											
US TREASURY NOTES DTD 05/15/2018 2.875% 05/15/2028	9128284N7	950,000.00	AA+	Aaa	07/24/19	07/25/19	1,015,609.38	2.02	3,526.61	982,549.76	911,406.25
US TREASURY NOTES DTD 05/15/2018 2.875% 05/15/2028	9128284N7	1,000,000.00	AA+	Aaa	06/03/19	06/05/19	1,064,765.63	2.08	3,712.23	1,031,639.41	959,375.00
US TREASURY NOTES DTD 08/15/2018 2.875% 08/15/2028	9128284V9	1,000,000.00	AA+	Aaa	08/20/19	08/21/19	1,111,171.88	1.54	10,859.38	1,057,177.98	957,187.50
US TREASURY NOTES DTD 11/15/1998 5.250% 11/15/2028	912810FF0	1,040,000.00	AA+	Aaa	12/06/22	12/08/22	1,118,325.00	3.82	7,050.00	1,104,277.78	1,100,775.00
US TREASURY NOTES DTD 02/15/2019 2.625% 02/15/2029	9128286B1	1,000,000.00	AA+	Aaa	08/20/19	08/21/19	1,094,296.88	1.55	9,915.08	1,050,930.11	942,187.50
US TREASURY NOTES DTD 05/15/2019 2.375% 05/15/2029	9128286T2	535,000.00	AA+	Aaa	03/02/20	03/04/20	596,211.52	1.07	1,640.64	570,735.57	496,379.69
US TREASURY NOTES DTD 05/15/2019 2.375% 05/15/2029	9128286T2	990,000.00	AA+	Aaa	07/24/19	07/25/19	1,018,114.45	2.05	3,035.96	1,005,391.52	918,534.37
US TREASURY NOTES DTD 05/15/2019 2.375% 05/15/2029	9128286T2	1,000,000.00	AA+	Aaa	06/03/19	06/05/19	1,024,335.94	2.10	3,066.62	1,013,139.53	927,812.50
US TREASURY NOTES DTD 10/31/2022 4.000% 10/31/2029	91282CFT3	985,000.00	AA+	Aaa	11/01/22	11/03/22	974,996.09	4.17	6,710.99	976,656.88	990,540.63
US TREASURY NOTES DTD 10/31/2022 4.000% 10/31/2029	91282CFT3	1,090,000.00	AA+	Aaa	12/06/22	12/08/22	1,110,139.45	3.69	7,426.37	1,107,029.39	1,096,131.25
US TREASURY NOTES DTD 12/31/2022 3.875% 12/31/2029	91282CGB1	2,850,000.00	AA+	Aaa	01/04/23	01/06/23	2,862,357.42	3.80	303.40	2,860,613.53	2,847,773.58
US TREASURY NOTES DTD 02/28/2023 4.000% 02/28/2030	91282CGO8	2,510,000.00	AA+	Aaa	08/16/23	08/17/23	2,464,702.34	4.32	33,926.37	2,467,302.16	2,524,903.13
US TREASURY NOTES DTD 05/31/2023 3.750% 05/31/2030	91282CHF1	595,000.00	AA+	Aaa	07/24/23	07/25/23	586,028.52	4.00	1,950.82	586,602.24	590,351.56
US TREASURY NOTES DTD 11/15/2020 0.875% 11/15/2030	91282CAV3	2,000,000.00	AA+	Aaa	01/05/21	01/06/21	1,986,718.75	0.95	2,259.62	1,990,740.02	1,645,000.00

Managed Account Detail of Securities Held

For the Month Ending **December 31, 2023**

CALIFORNIA JOINT POWERS INSURANCE AUTH

Security Type/Description Dated Date/Coupon/Maturity	CUSIP	Par	S&P Rating	Moody's Rating	Trade Date	Settle Date	Original Cost	YTM at Cost	Accrued Interest	Amortized Cost	Market Value
U.S. Treasury Bond / Note											
US TREASURY N/B NOTES DTD 11/30/2023 4.375% 11/30/2030	91282CJM4	840,000.00	AA+	Aaa	12/07/23	12/08/23	851,353.13	4.15	3,213.11	851,260.88	864,806.21
US TREASURY NOTES DTD 02/15/2001 5.375% 02/15/2031	912810FP8	980,000.00	AA+	Aaa	12/06/22	12/08/22	1,099,552.34	3.64	19,896.26	1,084,003.74	1,071,875.00
US TREASURY NOTES DTD 02/15/2001 5.375% 02/15/2031	912810FP8	2,345,000.00	AA+	Aaa	08/16/23	08/17/23	2,517,394.14	4.22	47,608.92	2,508,771.29	2,564,843.75
US TREASURY NOTES DTD 11/15/2021 1.375% 11/15/2031	91282CDJ7	600,000.00	AA+	Aaa	01/30/23	01/31/23	503,812.50	3.51	1,065.25	513,850.76	498,843.72
US TREASURY NOTES DTD 05/15/2022 2.875% 05/15/2032	91282CEP2	1,900,000.00	AA+	Aaa	10/02/23	10/02/23	1,656,339.84	4.70	7,053.23	1,663,383.38	1,763,437.50
US TREASURY NOTES DTD 08/15/2022 2.750% 08/15/2032	91282CFF3	3,065,000.00	AA+	Aaa	01/04/23	01/06/23	2,829,497.85	3.71	31,836.85	2,853,658.80	2,811,179.69
US TREASURY NOTES DTD 11/15/2022 4.125% 11/15/2032	91282CFV8	855,000.00	AA+	Aaa	12/07/23	12/08/23	853,897.85	4.14	4,553.93	853,905.95	870,363.32
US TREASURY NOTES DTD 11/15/2022 4.125% 11/15/2032	91282CFV8	2,505,000.00	AA+	Aaa	08/16/23	08/17/23	2,484,059.77	4.23	13,342.22	2,484,909.03	2,550,011.85
US TREASURY NOTES DTD 02/15/2023 3.500% 02/15/2033	91282CGM7	1,835,000.00	AA+	Aaa	10/02/23	10/02/23	1,672,932.23	4.67	24,258.90	1,677,239.52	1,781,957.12
US TREASURY NOTES DTD 05/15/2023 3.375% 05/15/2033	91282CHC8	1,140,000.00	AA+	Aaa	08/01/23	08/01/23	1,079,660.16	4.03	4,967.93	1,082,242.54	1,095,825.00
US TREASURY NOTES DTD 08/15/2023 3.875% 08/15/2033	91282CHT1	735,000.00	AA+	Aaa	08/30/23	08/31/23	720,587.11	4.12	10,757.86	721,074.54	735,229.69
US TREASURY N/B NOTES DTD 11/15/2023 4.500% 11/15/2033	91282CJJ1	825,000.00	AA+	Aaa	12/07/23	12/08/23	850,330.08	4.12	4,793.61	850,193.59	867,539.06
Security Type Sub-Total		139,295,000.00					137,205,096.11	1.98	492,431.16	137,787,834.62	131,368,068.07
Supra-National Agency Bond / Note											
INTER-AMERICAN DEVEL BK NOTES DTD 09/23/2021 0.500% 09/23/2024	4581X0DZ8	5,100,000.00	AAA	Aaa	09/15/21	09/23/21	5,096,226.00	0.52	6,941.67	5,099,084.05	4,936,009.50

Managed Account Detail of Securities Held

For the Month Ending **December 31, 2023**

CALIFORNIA JOINT POWERS INSURANCE AUTH

Security Type/Description Dated Date/Coupon/Maturity	CUSIP	Par	S&P Rating	Moody's Rating	Trade Date	Settle Date	Original Cost	YTM at Cost	Accrued Interest	Amortized Cost	Market Value
---------------------------------------------------------	-------	-----	---------------	-------------------	---------------	----------------	------------------	----------------	---------------------	-------------------	-----------------

Supra-National Agency Bond / Note

Security Type Sub-Total		5,100,000.00					5,096,226.00	0.52	6,941.67	5,099,084.05	4,936,009.50
--------------------------------	--	---------------------	--	--	--	--	---------------------	-------------	-----------------	---------------------	---------------------

Municipal Bond / Note

MD ST TXBL GO BONDS DTD 08/05/2020 0.510% 08/01/2024	574193TO1	680,000.00	AAA	Aaa	07/23/20	08/05/20	679,809.60	0.52	1,445.00	679,972.17	662,231.60
LOS ANGELES CCD, CA TXBL GO BONDS DTD 11/10/2020 0.773% 08/01/2025	54438CYK2	1,170,000.00	AA+	Aaa	10/30/20	11/10/20	1,170,000.00	0.77	3,768.38	1,170,000.00	1,099,671.30

Security Type Sub-Total		1,850,000.00					1,849,809.60	0.68	5,213.38	1,849,972.17	1,761,902.90
--------------------------------	--	---------------------	--	--	--	--	---------------------	-------------	-----------------	---------------------	---------------------

Federal Agency Commercial Mortgage-Backed Security

FANNIEMAE-ACES DTD 04/01/2014 3.346% 03/01/2024	3136AJB54	457,178.74	AA+	Aaa	12/13/19	12/18/19	479,394.75	2.14	1,274.77	458,047.12	454,239.47
FHMS K061 A2 DTD 01/30/2017 3.347% 11/01/2026	3137BTUM1	2,146,786.44	AA+	Aaa	05/19/23	05/24/23	2,080,705.67	4.31	5,987.75	2,092,376.26	2,084,218.07
FHMS K064 A2 DTD 05/15/2017 3.224% 03/01/2027	3137BXQY1	3,100,000.00	AA+	Aaa	08/16/23	08/18/23	2,924,171.88	4.98	8,328.67	2,942,694.44	2,994,803.30
FHLMC MULTIFAMILY STRUCTURED P DTD 07/01/2017 3.243% 04/01/2027	3137F1G44	1,760,000.00	AA+	Aaa	08/16/23	08/18/23	1,659,418.75	4.97	4,756.40	1,669,765.99	1,698,728.03
FHLMC MULTIFAMILY STRUCTURED P DTD 08/01/2017 3.117% 06/01/2027	3137F2LJ3	2,735,000.00	AA+	Aaa	08/17/23	08/22/23	2,557,652.34	5.01	7,104.16	2,574,628.33	2,627,220.24
FHMS K507 A1 DTD 09/01/2023 4.800% 04/01/2028	3137HAMR4	2,885,798.02	AA+	Aaa	09/20/23	09/28/23	2,840,511.19	5.19	11,543.19	2,842,830.45	2,911,334.71
FHMS K506 A1 DTD 09/01/2023 4.650% 05/01/2028	3137HAMG8	1,496,286.13	AA+	Aaa	09/07/23	09/14/23	1,473,909.18	5.01	5,798.11	1,475,195.09	1,509,346.63
FHMS KJ46 A1 DTD 07/01/2023 4.777% 06/01/2028	3137HAD45	2,323,724.82	AA+	Aaa	07/19/23	07/27/23	2,323,666.73	4.78	9,250.36	2,323,671.91	2,333,879.10
FHMS K505 A2 DTD 07/01/2023 4.819% 06/01/2028	3137HACX2	3,000,000.00	AA+	Aaa	07/13/23	07/20/23	3,029,964.00	4.59	12,047.50	3,027,183.31	3,049,196.88

Managed Account Detail of Securities Held

For the Month Ending **December 31, 2023**

CALIFORNIA JOINT POWERS INSURANCE AUTH

Security Type/Description	Dated Date/Coupon/Maturity	CUSIP	Par	S&P Rating	Moody's Rating	Trade Date	Settle Date	Original Cost	YTM at Cost	Accrued Interest	Amortized Cost	Market Value
Federal Agency Commercial Mortgage-Backed Security												
FNA 2023-M6 A2	DTD 07/01/2023 4.190% 07/01/2028	3136BQDE6	2,900,000.00	AA+	Aaa	07/18/23	07/31/23	2,850,835.94	4.58	10,125.83	2,855,049.22	2,879,605.84
FHMS KJ47 A1	DTD 09/01/2023 5.272% 08/01/2028	3137HAMN3	1,693,539.74	AA+	Aaa	09/19/23	09/28/23	1,693,531.27	5.27	7,440.28	1,693,531.67	1,734,749.91
FHMS K506 A2	DTD 09/01/2023 4.650% 08/01/2028	3137HAMH6	3,000,000.00	AA+	Aaa	09/07/23	09/14/23	2,955,621.00	4.99	11,625.00	2,958,026.16	3,034,681.62
FHMS K508 A2	DTD 10/01/2023 4.740% 08/01/2028	3137HAQ74	3,150,000.00	AA+	Aaa	10/11/23	10/19/23	3,080,901.60	5.26	12,442.50	3,083,476.38	3,197,589.38
FHMS K509 A2	DTD 10/01/2023 4.850% 09/01/2028	3137HAST4	2,365,000.00	AA+	Aaa	10/25/23	10/31/23	2,289,596.71	5.60	9,558.54	2,291,907.29	2,412,465.01
FHMS K507 A2	DTD 09/01/2023 4.800% 09/01/2028	3137HAMS2	3,000,000.00	AA+	Aaa	09/20/23	09/28/23	2,964,141.00	5.07	12,000.00	2,965,807.99	3,055,115.85
FHMS K510 A2	DTD 11/01/2023 5.069% 10/01/2028	3137HB3D4	1,200,000.00	AA+	Aaa	11/14/23	11/21/23	1,196,530.80	5.14	5,069.00	1,196,600.83	1,233,981.42
FHMS K511 A2	DTD 12/01/2023 4.860% 10/01/2028	3137HB3G7	1,745,000.00	AA+	Aaa	11/28/23	12/07/23	1,739,986.62	4.93	7,067.25	1,740,048.70	1,781,970.51
FHMS K512 A2	DTD 12/01/2023 5.000% 11/01/2028	3137HBCF9	1,580,000.00	AA+	Aaa	12/11/23	12/21/23	1,594,754.04	4.78	6,583.33	1,594,674.28	1,623,466.94

Security Type Sub-Total			40,538,313.89					39,735,293.47	4.94	148,002.64	39,785,515.42	40,616,592.91
--------------------------------	--	--	----------------------	--	--	--	--	----------------------	-------------	-------------------	----------------------	----------------------

Federal Agency Bond / Note												
FREDDIE MAC NOTES	DTD 02/14/2020 1.500% 02/12/2025	3137EAEP0	1,395,000.00	AA+	Aaa	12/15/20	12/16/20	1,461,095.10	0.35	8,079.38	1,412,753.00	1,346,847.39
FEDERAL HOME LOAN BANK NOTES	DTD 04/16/2020 0.500% 04/14/2025	3130AJHU6	2,635,000.00	AA+	Aaa	04/15/20	04/16/20	2,621,930.40	0.60	2,817.99	2,631,639.45	2,503,402.83
FEDERAL HOME LOAN BANK NOTES	DTD 04/16/2020 0.500% 04/14/2025	3130AJHU6	3,000,000.00	AA+	Aaa	07/28/20	07/29/20	3,007,350.00	0.45	3,208.33	3,002,004.16	2,850,174.00
FANNIE MAE NOTES	DTD 04/24/2020 0.625% 04/22/2025	3135G03U5	1,275,000.00	AA+	Aaa	05/21/20	05/26/20	1,279,194.75	0.56	1,527.34	1,276,116.57	1,212,095.33

Managed Account Detail of Securities Held

For the Month Ending **December 31, 2023**

CALIFORNIA JOINT POWERS INSURANCE AUTH

Security Type/Description	CUSIP	Par	S&P Rating	Moody's Rating	Trade Date	Settle Date	Original Cost	YTM at Cost	Accrued Interest	Amortized Cost	Market Value
Dated Date/Coupon/Maturity											
Federal Agency Bond / Note											
FANNIE MAE NOTES DTD 04/24/2020 0.625% 04/22/2025	3135G03U5	2,000,000.00	AA+	Aaa	06/03/20	06/05/20	2,010,240.00	0.52	2,395.83	2,002,741.01	1,901,326.00
FANNIE MAE NOTES DTD 04/24/2020 0.625% 04/22/2025	3135G03U5	3,520,000.00	AA+	Aaa	04/22/20	04/24/20	3,512,748.80	0.67	4,216.66	3,518,103.72	3,346,333.76
FANNIE MAE NOTES DTD 06/19/2020 0.500% 06/17/2025	3135G04Z3	2,380,000.00	AA+	Aaa	06/22/20	06/23/20	2,378,857.60	0.51	462.78	2,379,665.44	2,246,746.18
FANNIE MAE NOTES DTD 06/19/2020 0.500% 06/17/2025	3135G04Z3	2,500,000.00	AA+	Aaa	09/02/20	09/03/20	2,510,400.00	0.41	486.11	2,503,171.17	2,360,027.50
FANNIE MAE NOTES DTD 06/19/2020 0.500% 06/17/2025	3135G04Z3	3,000,000.00	AA+	Aaa	07/28/20	07/29/20	3,006,030.00	0.46	583.33	3,001,801.56	2,832,033.00
FANNIE MAE NOTES DTD 06/19/2020 0.500% 06/17/2025	3135G04Z3	3,910,000.00	AA+	Aaa	06/17/20	06/19/20	3,901,906.30	0.54	760.28	3,907,634.90	3,691,083.01
FANNIE MAE NOTES DTD 06/19/2020 0.500% 06/17/2025	3135G04Z3	3,990,000.00	AA+	Aaa	08/12/20	08/13/20	3,999,336.60	0.45	775.83	3,992,813.12	3,766,603.89
FREDDIE MAC NOTES DTD 07/23/2020 0.375% 07/21/2025	3137EAEU9	2,420,000.00	AA+	Aaa	07/21/20	07/23/20	2,407,948.40	0.48	4,033.33	2,416,253.70	2,273,955.42
FANNIE MAE NOTES DTD 08/27/2020 0.375% 08/25/2025	3135G05X7	1,130,000.00	AA+	Aaa	10/15/20	10/16/20	1,126,485.70	0.44	1,483.13	1,128,807.44	1,058,143.30
FANNIE MAE NOTES DTD 08/27/2020 0.375% 08/25/2025	3135G05X7	2,800,000.00	AA+	Aaa	08/25/20	08/27/20	2,786,896.00	0.47	3,675.00	2,795,675.11	2,621,948.00
FANNIE MAE NOTES DTD 08/27/2020 0.375% 08/25/2025	3135G05X7	5,185,000.00	AA+	Aaa	10/22/20	10/23/20	5,155,964.00	0.49	6,805.31	5,175,107.71	4,855,285.85
FANNIE MAE NOTES (CALLABLE) DTD 08/26/2020 0.600% 08/26/2025	3136G4U92	5,000,000.00	AA+	Aaa	09/02/20	09/02/20	5,002,500.00	0.59	10,416.67	5,000,000.00	4,690,125.00
FREDDIE MAC NOTES DTD 09/25/2020 0.375% 09/23/2025	3137EAEX3	4,385,000.00	AA+	Aaa	09/23/20	09/25/20	4,371,801.15	0.44	4,476.35	4,380,433.95	4,096,238.98
FEDERAL FARM CREDIT BANK (CALLABLE) DTD 09/29/2020 0.530% 09/29/2025	3133EMBH4	1,900,000.00	AA+	Aaa	10/07/20	10/09/20	1,896,675.00	0.57	2,573.44	1,898,833.69	1,774,474.60

Managed Account Detail of Securities Held

For the Month Ending **December 31, 2023**

CALIFORNIA JOINT POWERS INSURANCE AUTH

Security Type/Description Dated Date/Coupon/Maturity	CUSIP	Par	S&P Rating	Moody's Rating	Trade Date	Settle Date	Original Cost	YTM at Cost	Accrued Interest	Amortized Cost	Market Value
Federal Agency Bond / Note											
FANNIE MAE NOTES DTD 11/12/2020 0.500% 11/07/2025	3135G06G3	4,830,000.00	AA+	Aaa	11/19/20	11/24/20	4,828,164.60	0.51	3,622.50	4,829,314.13	4,503,322.95
FNMA NOTES DTD 04/26/2016 2.125% 04/24/2026	3135G0K36	3,050,000.00	AA+	Aaa	04/25/16	04/26/16	3,026,149.00	2.21	12,062.33	3,044,484.86	2,910,593.65
FEDERAL HOME LOAN BANKS NOTES DTD 11/16/2018 3.250% 11/16/2028	3130AFFX0	1,000,000.00	AA+	Aaa	03/06/19	03/08/19	1,025,300.00	2.95	4,062.50	1,012,725.02	970,510.00
FEDERAL HOME LOAN BANKS NOTES DTD 11/16/2018 3.250% 11/16/2028	3130AFFX0	3,000,000.00	AA+	Aaa	01/07/19	01/09/19	3,065,400.00	2.99	12,187.50	3,032,363.82	2,911,530.00
FANNIE MAE NOTES DTD 08/05/2020 0.875% 08/05/2030	3135G05O2	2,500,000.00	AA+	Aaa	09/02/20	09/03/20	2,471,875.00	0.99	8,871.53	2,481,306.93	2,047,255.00
FANNIE MAE NOTES DTD 08/05/2020 0.875% 08/05/2030	3135G05O2	2,810,000.00	AA+	Aaa	08/05/20	08/06/20	2,795,163.20	0.93	9,971.60	2,800,214.46	2,301,114.62
FEDERAL HOME LOAN BANK NOTES DTD 08/25/2022 3.375% 09/10/2032	3130AT4C8	1,115,000.00	AA+	Aaa	11/03/22	11/04/22	983,864.85	4.89	11,602.97	999,281.80	1,044,224.26
Security Type Sub-Total		70,730,000.00					70,633,276.45	0.83	121,158.02	70,623,246.72	66,115,394.52

Corporate Note											
US BANK NA CINCINNATI CORP NOTES (CALLAB DTD 02/04/2019 3.375% 02/05/2024	91159HHV5	1,005,000.00	A	A3	07/19/19	07/23/19	1,052,626.95	2.27	13,755.94	1,005,117.09	1,002,546.80
PFIZER INC CORP NOTES DTD 03/11/2019 2.950% 03/15/2024	717081ES8	3,500,000.00	A	A2	04/02/19	04/04/19	3,545,535.00	2.67	30,401.39	3,501,152.46	3,479,637.00
AMAZON.COM INC CORPORATE NOTES DTD 05/12/2021 0.450% 05/12/2024	023135BW5	515,000.00	AA	A1	05/10/21	05/12/21	514,248.10	0.50	315.44	514,909.44	505,906.13
IBM CORP NOTES DTD 05/15/2019 3.000% 05/15/2024	459200JY8	2,175,000.00	A-	A3	09/11/20	09/15/20	2,363,855.25	0.60	8,337.50	2,194,054.90	2,155,390.20
MICROSOFT CORP (CALLABLE) NOTES DTD 02/12/2015 2.700% 02/12/2025	594918BB9	1,375,000.00	AAA	Aaa	03/15/21	03/17/21	1,468,513.75	0.92	14,334.38	1,397,118.52	1,345,337.13

Managed Account Detail of Securities Held

For the Month Ending **December 31, 2023**

CALIFORNIA JOINT POWERS INSURANCE AUTH

Security Type/Description	Dated Date/Coupon/Maturity	CUSIP	Par	S&P Rating	Moody's Rating	Trade Date	Settle Date	Original Cost	YTM at Cost	Accrued Interest	Amortized Cost	Market Value
Corporate Note												
TOYOTA MOTOR CREDIT CORP CORP NOTES	DTD 02/13/2020 1.800% 02/13/2025	89236TGT6	830,000.00	A+	A1	05/21/20	05/26/20	841,288.00	1.50	5,727.00	832,677.95	802,082.95
TOYOTA MOTOR CREDIT CORP CORP NOTES	DTD 02/13/2020 1.800% 02/13/2025	89236TGT6	1,135,000.00	A+	A1	05/20/20	05/26/20	1,146,088.95	1.58	7,831.50	1,137,630.73	1,096,824.28
NOVARTIS CAPITAL CORP	DTD 02/14/2020 1.750% 02/14/2025	66989HAP3	1,125,000.00	AA-	A1	09/23/20	09/25/20	1,179,922.50	0.62	7,492.19	1,138,241.49	1,088,012.25
MASTERCARD INC CORP NOTES (CALLABLE)	DTD 12/03/2019 2.000% 03/03/2025	57636OAN4	2,230,000.00	A+	Aa3	03/15/21	03/17/21	2,322,768.00	0.93	14,618.89	2,256,084.87	2,160,221.07
AMAZON.COM INC CORPORATE NOTES	DTD 04/13/2022 3.000% 04/13/2025	023135CE4	3,000,000.00	AA	A1	04/11/22	04/13/22	2,995,230.00	3.06	19,500.00	2,997,963.18	2,935,263.00
CITIGROUP INC (CALLABLE) CORPORATE NOTES	DTD 05/04/2021 0.981% 05/01/2025	172967MX6	730,000.00	BBB+	A3	04/27/21	05/04/21	730,000.00	0.98	1,193.55	730,000.00	718,094.43
CITIGROUP INC (CALLABLE) CORPORATE NOTES	DTD 05/04/2021 0.981% 05/01/2025	172967MX6	785,000.00	BBB+	A3	04/28/21	05/04/21	787,080.25	0.91	1,283.48	785,230.29	772,197.44
CHEVRON CORP (CALLABLE) NOTES	DTD 05/11/2020 1.554% 05/11/2025	166764BW9	2,200,000.00	AA-	Aa2	09/11/20	09/15/20	2,287,032.00	0.69	4,748.33	2,224,300.13	2,110,193.80
GOLDMAN SACHS GROUP INC CORPORATE NOTES	DTD 05/22/2015 3.750% 05/22/2025	38148LAE6	2,130,000.00	BBB+	A2	02/12/21	02/17/21	2,379,593.40	0.94	8,653.13	2,201,166.47	2,084,918.55
UNITEDHEALTH GROUP INC CORP NOTES	DTD 07/23/2015 3.750% 07/15/2025	91324PCP5	2,000,000.00	A+	A2	09/11/20	09/15/20	2,290,820.00	0.69	34,583.33	2,092,488.67	1,973,816.00
JPMORGAN CHASE & CO CORP NOTES (CALLABLE)	DTD 08/10/2021 0.768% 08/09/2025	46647PCM6	755,000.00	A-	A1	08/03/21	08/10/21	755,000.00	0.77	2,287.15	755,000.00	730,635.40
JOHNSON & JOHNSON CORPORATE NOTES	DTD 08/25/2020 0.550% 09/01/2025	478160CN2	4,000,000.00	AAA	Aaa	09/02/20	09/04/20	4,020,360.00	0.45	7,333.33	4,006,567.01	3,747,688.00

Managed Account Detail of Securities Held

For the Month Ending **December 31, 2023**

CALIFORNIA JOINT POWERS INSURANCE AUTH

Security Type/Description	Dated Date/Coupon/Maturity	CUSIP	Par	S&P Rating	Moody's Rating	Trade Date	Settle Date	Original Cost	YTM at Cost	Accrued Interest	Amortized Cost	Market Value
Corporate Note												
BRISTOL-MYERS SQUIBB CO CORPORATE NOTES DTD 11/13/2020 0.750% 11/13/2025		110122DN5	1,114,000.00	A	A2	06/17/21	06/21/21	1,102,904.56	0.98	1,114.00	1,109,288.24	1,038,048.59
BRISTOL-MYERS SQUIBB CO CORPORATE NOTES DTD 11/13/2020 0.750% 11/13/2025		110122DN5	1,280,000.00	A	A2	06/23/21	06/25/21	1,269,030.40	0.95	1,280.00	1,275,330.05	1,192,730.88
NOVARTIS CAPITAL CORP NOTES (CALLABLE) DTD 11/20/2015 3.000% 11/20/2025		66989HAJ7	3,535,000.00	AA-	A1	01/27/23	01/31/23	3,406,608.80	4.39	12,077.92	3,448,611.78	3,435,952.84
STATE STREET CORP (CALLABLE) CORPORATE N DTD 02/07/2022 1.746% 02/06/2026		857477BR3	500,000.00	A	A1	02/02/22	02/07/22	500,000.00	1.75	3,516.25	500,000.00	480,757.50
JPMORGAN CHASE & CO CORP NOTE (CALLABLE) DTD 03/13/2020 2.005% 03/13/2026		46647PBH8	1,085,000.00	A-	A1	04/01/22	04/05/22	1,044,855.00	3.01	6,526.28	1,062,610.37	1,042,528.76
BANK OF AMERICA CORP NOTES (CALLABLE) DTD 03/22/2022 3.384% 04/02/2026		06051GKM0	2,425,000.00	A-	A1	03/17/22	03/22/22	2,425,000.00	3.38	20,287.55	2,425,000.00	2,361,188.55
BANK OF AMERICA NA CORPORATE NOTES DTD 08/18/2023 5.526% 08/18/2026		06428CAA2	2,105,000.00	A+	Aa1	08/17/23	08/21/23	2,104,873.70	5.53	42,974.63	2,104,889.07	2,145,504.41
JP MORGAN CORP NOTES (CALLABLE) DTD 12/08/2023 5.110% 12/08/2026		48125LRU8	3,000,000.00	A+	Aa2	12/05/23	12/08/23	3,000,000.00	5.11	9,794.17	3,000,000.00	3,030,294.00
TARGET CORP CORP NOTES (CALLABLE) DTD 01/24/2022 1.950% 01/15/2027		87612EBM7	445,000.00	A	A2	01/19/22	01/24/22	444,243.50	1.99	4,001.29	444,537.86	415,265.99
BANK OF NY MELLON CORP (CALLABLE) CORPOROR DTD 01/26/2022 2.050% 01/26/2027		06406RBA4	3,360,000.00	A	A1	01/26/22	01/28/22	3,370,819.20	1.98	29,656.67	3,366,577.20	3,125,287.20
HOME DEPOT INC CORP NOTES (CALLABLE) DTD 09/14/2017 2.800% 09/14/2027		437076BT8	3,155,000.00	A	A2	01/25/23	01/27/23	2,977,026.45	4.15	26,256.61	3,012,705.36	2,999,682.51

Managed Account Detail of Securities Held

For the Month Ending **December 31, 2023**

CALIFORNIA JOINT POWERS INSURANCE AUTH

Security Type/Description Dated Date/Coupon/Maturity	CUSIP	Par	S&P Rating	Moody's Rating	Trade Date	Settle Date	Original Cost	YTM at Cost	Accrued Interest	Amortized Cost	Market Value
Corporate Note											
JOHN DEERE CAPITAL CORP CORPORATE NOTES DTD 07/14/2023 4.950% 07/14/2028	24422EXB0	1,010,000.00	A	A2	07/11/23	07/14/23	1,008,495.10	4.98	23,192.13	1,008,635.95	1,035,629.76
JOHN DEERE CAPITAL CORP CORPORATE NOTES DTD 07/14/2023 4.950% 07/14/2028	24422EXB0	1,205,000.00	A	A2	07/13/23	07/17/23	1,221,363.90	4.64	27,669.81	1,219,856.70	1,235,578.08
PACCAR FINANCIAL CORP CORPORATE NOTES DTD 08/10/2023 4.950% 08/10/2028	69371RS64	2,290,000.00	A+	A1	08/18/23	08/22/23	2,284,870.40	5.00	44,397.38	2,285,243.46	2,353,274.99
CITIBANK NA CORP NOTES (CALLABLE) DTD 09/29/2023 5.803% 09/29/2028	17325FBB3	3,000,000.00	A+	Aa3	09/26/23	09/29/23	3,000,000.00	5.80	44,489.67	3,000,000.00	3,123,291.00
Security Type Sub-Total		58,999,000.00					59,840,053.16	2.67	479,630.89	59,032,989.24	57,723,779.49
Certificate of Deposit											
TORONTO DOMINION BANK NY CERT DEPOS DTD 10/31/2022 5.470% 10/25/2024	89115B6F2	2,925,000.00	A	A1	10/27/22	10/31/22	2,925,000.00	5.44	30,221.75	2,925,000.00	2,928,901.34
COOPERAT RABOBANK UA/NY CERT DEPOS DTD 07/20/2023 5.080% 07/17/2026	21684LGS5	3,000,000.00	A+	Aa2	07/17/23	07/20/23	3,000,000.00	5.08	68,156.67	3,000,000.00	2,942,379.00
Security Type Sub-Total		5,925,000.00					5,925,000.00	5.26	98,378.42	5,925,000.00	5,871,280.34
Asset-Backed Security											
HAROT 2021-1 A3 DTD 02/24/2021 0.270% 04/21/2025	43813GAC5	140,532.22	NR	Aaa	02/17/21	02/24/21	140,529.65	0.27	10.54	140,531.41	138,821.86
HART 2021-A A3 DTD 04/28/2021 0.380% 09/15/2025	44933LAC7	185,089.39	AAA	NR	04/20/21	04/28/21	185,069.92	0.38	31.26	185,081.81	182,562.68
CARMX 2021-1 A3 DTD 01/27/2021 0.340% 12/15/2025	14316NAC3	135,346.21	AAA	NR	01/20/21	01/27/21	135,319.46	0.34	20.45	135,335.50	132,902.75

Managed Account Detail of Securities Held

For the Month Ending **December 31, 2023**

CALIFORNIA JOINT POWERS INSURANCE AUTH

Security Type/Description Dated Date/Coupon/Maturity	CUSIP	Par	S&P Rating	Moody's Rating	Trade Date	Settle Date	Original Cost	YTM at Cost	Accrued Interest	Amortized Cost	Market Value
Asset-Backed Security											
TAOT 2021-C A3 DTD 09/27/2021 0.430% 01/15/2026	89239BAC5	717,935.14	AAA	Aaa	09/21/21	09/27/21	717,877.92	0.43	137.21	717,908.01	699,069.53
CARMX 2021-2 A3 DTD 04/21/2021 0.520% 02/17/2026	14314QAC8	386,240.44	AAA	NR	04/13/21	04/21/21	386,157.20	0.52	89.26	386,203.71	377,676.72
HART 2021-C A3 DTD 11/17/2021 0.740% 05/15/2026	44935FAD6	403,950.73	AAA	NR	11/09/21	11/17/21	403,860.57	0.75	132.85	403,903.18	393,167.83
DCENT 2021-A1 A1 DTD 09/27/2021 0.580% 09/15/2026	254683CP8	970,000.00	AAA	Aaa	09/20/21	09/27/21	969,792.32	0.58	250.04	969,886.89	937,882.82
CC CIT 2023-A1 A1 DTD 12/01/2023 5.230% 12/01/2027	17305EGW9	675,000.00	AAA	Aaa	12/04/23	12/11/23	674,915.36	5.23	2,941.88	674,916.46	680,911.85
TAOT 2023-D A3 DTD 11/14/2023 5.540% 08/15/2028	89239FAD4	450,000.00	AAA	NR	11/07/23	11/14/23	449,951.49	5.54	1,108.00	449,952.67	458,720.24
HART 2023-C A3 DTD 11/13/2023 5.540% 10/16/2028	44918CAD4	665,000.00	AAA	NR	11/03/23	11/13/23	664,912.55	5.54	1,637.38	664,914.63	677,258.68
BACCT 2023-A2 A2 DTD 12/14/2023 4.980% 11/15/2028	05522RDH8	1,105,000.00	NR	Aaa	12/07/23	12/14/23	1,104,851.60	4.98	2,598.59	1,104,852.89	1,116,430.56
Security Type Sub-Total		5,834,094.13					5,833,238.04	2.92	8,957.46	5,833,487.16	5,795,405.52
Managed Account Sub-Total		328,271,408.02					326,117,992.83	2.29	1,360,713.64	325,937,129.38	314,188,433.25
Securities Sub-Total		\$328,271,408.02					\$326,117,992.83	2.29%	\$1,360,713.64	\$325,937,129.38	\$314,188,433.25
Accrued Interest											\$1,360,713.64
Total Investments											\$315,549,146.89

Managed Account Security Transactions & Interest

For the Month Ending **December 31, 2023**

CALIFORNIA JOINT POWERS INSURANCE AUTH

Transaction Type		Security Description	CUSIP	Par	Principal Proceeds	Accrued Interest	Total	Realized G/L Cost	Realized G/L Amort Cost	Sale Method
Trade	Settle									
BUY										
11/28/23	12/07/23	FHMS K511 A2 DTD 12/01/2023 4.860% 10/01/2028	3137HB3G7	1,745,000.00	(1,739,986.62)	(1,413.45)	(1,741,400.07)			
12/04/23	12/11/23	CCCIT 2023-A1 A1 DTD 12/01/2023 5.230% 12/01/2027	17305EGW9	675,000.00	(674,915.36)	0.00	(674,915.36)			
12/05/23	12/08/23	JP MORGAN CORP NOTES (CALLABLE) DTD 12/08/2023 5.110% 12/08/2026	48125LRU8	3,000,000.00	(3,000,000.00)	0.00	(3,000,000.00)			
12/07/23	12/08/23	US TREASURY N/B NOTES DTD 11/15/2023 4.500% 11/15/2033	91282CJJ1	825,000.00	(850,330.08)	(2,345.81)	(852,675.89)			
12/07/23	12/08/23	US TREASURY N/B NOTES DTD 11/30/2023 4.375% 11/30/2030	91282CJM4	840,000.00	(851,353.13)	(803.28)	(852,156.41)			
12/07/23	12/08/23	US TREASURY NOTES DTD 11/15/2022 4.125% 11/15/2032	91282CFV8	855,000.00	(853,897.85)	(2,228.52)	(856,126.37)			
12/07/23	12/14/23	BACCT 2023-A2 A2 DTD 12/14/2023 4.980% 11/15/2028	05522RDH8	1,105,000.00	(1,104,851.60)	0.00	(1,104,851.60)			
12/11/23	12/21/23	FHMS K512 A2 DTD 12/01/2023 5.000% 11/01/2028	3137HBCF9	1,580,000.00	(1,594,754.04)	(4,388.89)	(1,599,142.93)			

Transaction Type Sub-Total **10,625,000.00** **(10,670,088.68)** **(11,179.95)** **(10,681,268.63)**

INTEREST										
12/01/23	12/01/23	MONEY MARKET FUND	MONEY0002	0.00	0.00	1,522.98	1,522.98			
12/01/23	12/25/23	FANNIEMAE-ACES DTD 04/01/2014 3.346% 03/01/2024	3136AJB54	458,354.17	0.00	1,278.04	1,278.04			
12/01/23	12/25/23	FHMS K509 A2 DTD 10/01/2023 4.850% 09/01/2028	3137HAST4	2,365,000.00	0.00	9,558.54	9,558.54			
12/01/23	12/25/23	FHMS KJ46 A1 DTD 07/01/2023 4.777% 06/01/2028	3137HAD45	2,325,176.56	0.00	9,256.14	9,256.14			
12/01/23	12/25/23	FHMS K064 A2 DTD 05/15/2017 3.224% 03/01/2027	3137BXQY1	3,100,000.00	0.00	8,328.67	8,328.67			
12/01/23	12/25/23	FHMS K506 A2 DTD 09/01/2023 4.650% 08/01/2028	3137HAMH6	3,000,000.00	0.00	11,625.00	11,625.00			
12/01/23	12/25/23	FHMS K510 A2 DTD 11/01/2023 5.069% 10/01/2028	3137HB3D4	1,200,000.00	0.00	5,069.00	5,069.00			
12/01/23	12/25/23	FNA 2023-M6 A2 DTD 07/01/2023 4.190% 07/01/2028	3136BQDE6	2,900,000.00	0.00	10,125.83	10,125.83			

Managed Account Security Transactions & Interest

For the Month Ending **December 31, 2023**

CALIFORNIA JOINT POWERS INSURANCE AUTH

Transaction Type		Security Description	CUSIP	Par	Principal Proceeds	Accrued Interest	Total	Realized G/L Cost	Realized G/L Amort Cost	Sale Method
Trade	Settle									
INTEREST										
12/01/23	12/25/23	FHMS K507 A2 DTD 09/01/2023 4.800% 09/01/2028	3137HAMS2	3,000,000.00	0.00	12,000.00	12,000.00			
12/01/23	12/25/23	FHMS K507 A1 DTD 09/01/2023 4.800% 04/01/2028	3137HAMR4	2,894,298.02	0.00	11,577.19	11,577.19			
12/01/23	12/25/23	FHMS K508 A2 DTD 10/01/2023 4.740% 08/01/2028	3137HAQ74	3,150,000.00	0.00	12,442.50	12,442.50			
12/01/23	12/25/23	FHMS K505 A2 DTD 07/01/2023 4.819% 06/01/2028	3137HACX2	3,000,000.00	0.00	12,047.50	12,047.50			
12/01/23	12/25/23	FHMS K506 A1 DTD 09/01/2023 4.650% 05/01/2028	3137HAMG8	1,497,587.97	0.00	5,803.15	5,803.15			
12/01/23	12/25/23	FHLMC MULTIFAMILY STRUCTURED P DTD 07/01/2017 3.243% 04/01/2027	3137F1G44	1,760,000.00	0.00	4,756.40	4,756.40			
12/01/23	12/25/23	FHMS KJ47 A1 DTD 09/01/2023 5.272% 08/01/2028	3137HAMN3	1,695,870.95	0.00	7,450.53	7,450.53			
12/01/23	12/25/23	FHLMC MULTIFAMILY STRUCTURED P DTD 08/01/2017 3.117% 06/01/2027	3137F2LJ3	2,735,000.00	0.00	7,104.16	7,104.16			
12/01/23	12/25/23	FHMS K061 A2 DTD 01/30/2017 3.347% 11/01/2026	3137BTUM1	2,150,000.00	0.00	5,996.71	5,996.71			
12/15/23	12/15/23	HART 2021-C A3 DTD 11/17/2021 0.740% 05/15/2026	44935FAD6	434,886.93	0.00	268.18	268.18			
12/15/23	12/15/23	TAOT 2021-C A3 DTD 09/27/2021 0.430% 01/15/2026	89239BAC5	779,512.09	0.00	279.33	279.33			
12/15/23	12/15/23	DCENT 2021-A1 A1 DTD 09/27/2021 0.580% 09/15/2026	254683CP8	970,000.00	0.00	468.83	468.83			
12/15/23	12/15/23	HART 2023-C A3 DTD 11/13/2023 5.540% 10/16/2028	44918CAD4	665,000.00	0.00	3,274.75	3,274.75			
12/15/23	12/15/23	TAOT 2023-D A3 DTD 11/14/2023 5.540% 08/15/2028	89239FAD4	450,000.00	0.00	2,146.75	2,146.75			
12/15/23	12/15/23	HART 2021-A A3 DTD 04/28/2021 0.380% 09/15/2025	44933LAC7	214,600.54	0.00	67.96	67.96			
12/15/23	12/15/23	CARMX 2021-2 A3 DTD 04/21/2021 0.520% 02/17/2026	14314QAC8	424,426.49	0.00	183.92	183.92			
12/15/23	12/15/23	CARMX 2021-1 A3 DTD 01/27/2021 0.340% 12/15/2025	14316NAC3	152,220.54	0.00	43.13	43.13			

Managed Account Security Transactions & Interest

For the Month Ending **December 31, 2023**

CALIFORNIA JOINT POWERS INSURANCE AUTH

Transaction Type		Security Description	CUSIP	Par	Principal Proceeds	Accrued Interest	Total	Realized G/L Cost	Realized G/L Amort Cost	Sale Method
Trade	Settle									
INTEREST										
12/17/23	12/17/23	FANNIE MAE NOTES DTD 06/19/2020 0.500% 06/17/2025	3135G04Z3	15,780,000.00	0.00	39,450.00	39,450.00			
12/21/23	12/21/23	HAROT 2021-1 A3 DTD 02/24/2021 0.270% 04/21/2025	43813GAC5	170,496.35	0.00	38.36	38.36			
12/31/23	12/31/23	US TREASURY NOTES DTD 12/31/2020 0.625% 12/31/2027	91282CBB6	2,000,000.00	0.00	6,250.00	6,250.00			
12/31/23	12/31/23	US TREASURY NOTES DTD 12/31/2020 0.375% 12/31/2025	91282CBC4	14,565,000.00	0.00	27,309.38	27,309.38			
12/31/23	12/31/23	US TREASURY NOTES DTD 07/02/2018 2.750% 06/30/2025	912828XZ8	1,000,000.00	0.00	13,750.00	13,750.00			
12/31/23	12/31/23	US TREASURY NOTES DTD 12/31/2022 3.875% 12/31/2029	91282CGB1	2,850,000.00	0.00	55,218.75	55,218.75			
12/31/23	12/31/23	US TREASURY NOTES DTD 12/31/2019 1.750% 12/31/2024	912828YY0	645,000.00	0.00	5,643.75	5,643.75			
Transaction Type Sub-Total				78,332,430.61	0.00	290,335.43	290,335.43			
MATURITY										
12/07/23	12/07/23	US TREASURY BILL DTD 06/08/2023 0.000% 12/07/2023	912797FT9	1,750,000.00	1,750,000.00	0.00	1,750,000.00	1,791.90	0.00	
Transaction Type Sub-Total				1,750,000.00	1,750,000.00	0.00	1,750,000.00	1,791.90	0.00	
PAYDOWNS										
12/01/23	12/25/23	FHMS K061 A2 DTD 01/30/2017 3.347% 11/01/2026	3137BTUM1	3,213.56	3,213.56	0.00	3,213.56	98.92	0.00	
12/01/23	12/25/23	FHMS K507 A1 DTD 09/01/2023 4.800% 04/01/2028	3137HAMR4	8,500.00	8,500.00	0.00	8,500.00	133.39	0.00	
12/01/23	12/25/23	FANNIEMAE-ACES DTD 04/01/2014 3.346% 03/01/2024	3136AJB54	1,175.43	1,175.43	0.00	1,175.43	(57.12)	0.00	
12/01/23	12/25/23	FHMS KJ46 A1 DTD 07/01/2023 4.777% 06/01/2028	3137HAD45	1,451.74	1,451.74	0.00	1,451.74	0.04	0.00	
12/01/23	12/25/23	FHMS K506 A1 DTD 09/01/2023 4.650% 05/01/2028	3137HAMG8	1,301.84	1,301.84	0.00	1,301.84	19.47	0.00	

Managed Account Security Transactions & Interest

For the Month Ending **December 31, 2023**

CALIFORNIA JOINT POWERS INSURANCE AUTH

Transaction Type		Security Description	CUSIP	Par	Principal Proceeds	Accrued Interest	Total	Realized G/L Cost	Realized G/L Amort Cost	Sale Method
Trade	Settle									
PAYDOWNS										
12/01/23	12/25/23	FHMS KJ47 A1 DTD 09/01/2023 5.272% 08/01/2028	3137HAMN3	2,331.21	2,331.21	0.00	2,331.21	0.01	0.00	
12/15/23	12/15/23	HART 2021-C A3 DTD 11/17/2021 0.740% 05/15/2026	44935FAD6	30,936.20	30,936.20	0.00	30,936.20	6.91	0.00	
12/15/23	12/15/23	HART 2021-A A3 DTD 04/28/2021 0.380% 09/15/2025	44933LAC7	29,511.15	29,511.15	0.00	29,511.15	3.11	0.00	
12/15/23	12/15/23	CARMX 2021-1 A3 DTD 01/27/2021 0.340% 12/15/2025	14316NAC3	16,874.33	16,874.33	0.00	16,874.33	3.33	0.00	
12/15/23	12/15/23	CARMX 2021-2 A3 DTD 04/21/2021 0.520% 02/17/2026	14314OAC8	38,186.05	38,186.05	0.00	38,186.05	8.23	0.00	
12/15/23	12/15/23	TAOT 2021-C A3 DTD 09/27/2021 0.430% 01/15/2026	89239BAC5	61,576.95	61,576.95	0.00	61,576.95	4.91	0.00	
12/21/23	12/21/23	HAROT 2021-1 A3 DTD 02/24/2021 0.270% 04/21/2025	43813GAC5	29,964.13	29,964.13	0.00	29,964.13	0.55	0.00	
Transaction Type Sub-Total				225,022.59	225,022.59	0.00	225,022.59	221.75	0.00	
SELL										
12/05/23	12/08/23	US TREASURY NOTES DTD 01/31/2018 2.500% 01/31/2025	9128283V0	960,000.00	933,637.50	8,478.26	942,115.76	(79,425.00)	(38,594.25)	FIFO
12/05/23	12/08/23	US TREASURY NOTES DTD 01/31/2018 2.500% 01/31/2025	9128283V0	2,000,000.00	1,945,078.13	17,663.04	1,962,741.17	(43,046.87)	(52,646.55)	FIFO
12/07/23	12/08/23	US TREASURY NOTES DTD 01/31/2018 2.500% 01/31/2025	9128283V0	2,615,000.00	2,543,393.95	23,094.43	2,566,488.38	(216,146.09)	(104,924.83)	FIFO
12/07/23	12/11/23	US BANK NA CINCINNATI CORP NOTES (CALLAB DTD 02/04/2019 3.375% 02/05/2024	91159HHV5	1,650,000.00	1,643,614.50	19,490.63	1,663,105.13	(84,579.00)	(7,587.00)	FIFO
12/12/23	12/14/23	US TREASURY NOTES DTD 12/31/2019 1.750% 12/31/2024	912828YY0	55,000.00	53,145.90	436.79	53,582.69	(4,183.01)	(2,561.45)	FIFO
12/18/23	12/21/23	US BANK NA CINCINNATI CORP NOTES (CALLAB DTD 02/04/2019 3.375% 02/05/2024	91159HHV5	1,595,000.00	1,590,039.55	20,336.25	1,610,375.80	(80,547.50)	(5,657.32)	FIFO
Transaction Type Sub-Total				8,875,000.00	8,708,909.53	89,499.40	8,798,408.93	(507,927.47)	(211,971.40)	

Managed Account Security Transactions & Interest

For the Month Ending **December 31, 2023**

CALIFORNIA JOINT POWERS INSURANCE AUTH

Transaction Type		Security Description	CUSIP	Par	Principal Proceeds	Accrued Interest	Total	Realized G/L Cost	Realized G/L Amort Cost	Sale Method
Trade	Settle									
Managed Account Sub-Total					13,843.44	368,654.88	382,498.32	(505,913.82)	(211,971.40)	
Total Security Transactions					\$13,843.44	\$368,654.88	\$382,498.32	(\$505,913.82)	(\$211,971.40)	

CALIFORNIA JPIA

AGENDA REPORT

To: EXECUTIVE COMMITTEE

From: Alexander Smith, Chief Executive Officer

Date: January 24, 2024

Subject: 2024 Executive Committee Workshop Call for Items

The next Executive Committee Workshop will be held April 25-28, 2024. The Workshop was established to provide extended time to consider operational and strategic issues facing the Authority.

Members of the Executive Committee are encouraged to suggest items for discussion at the Workshop. Proposed items for the agenda should be received by March 25, 2024, to allow sufficient time for development and preparation.

Recommended Action

Receive and file.

CALIFORNIA JPIA

AGENDA REPORT

To: EXECUTIVE COMMITTEE

From: Alexander Smith, Chief Executive Officer

Date: January 24, 2024

Subject: Publicly Available Salary and Pay Schedule

The Authority contracts with the California Public Employees' Retirement System (CalPERS) to provide retirement benefits for its employees. California Code of Regulations, Title 2, Section 570.5 requires governing bodies of local agencies contracting with CalPERS to approve and adopt a publicly available pay schedule in accordance with public meeting laws. Additionally, Title 2, Section 570.5 requires the following:

- 1) Identifies the position title for every employee position;
- 2) Shows the pay rate for each identified position, which may be stated as a single amount or as multiple amounts within a range;
- 3) Indicates the time base, including, but not limited to, whether the time base is hourly, daily, bi-weekly, monthly, bi-monthly, or annually;
- 4) Is posted at the office of the employer or immediately accessible and available for public review from the employer during normal business hours or posted on the employer's internet website;
- 5) Indicates an effective date and date of any revisions;
- 6) Is retained by the employer and available for public inspection for not less than five years; and
- 7) Does not reference another document in lieu of disclosing the pay rate.

These CalPERS requirements are intended to enhance the disclosure and transparency of public compensation by requiring that the pay rates be listed on a single pay schedule or a single document.

The Authority's Salary and Pay Schedule contained in Exhibit "A" reflects the salary range changes of the following classifications: Accounting Clerk and Claims and Insurance Director.

Recommended Action

Staff recommends that the Executive Committee approve and adopt the Authority's Salary and Pay Schedule effective January 1, 2024.



California JPIA Salary and Pay Schedule
Effective January 1, 2024 – June 30, 2024

Position	Bottom of Range (Monthly)	Top of Range (Monthly)
Chief Executive Officer	21,817	31,169
Assistant Executive Officer	15,066	21,523
Chief Financial Officer	15,066	21,523
Chief Operating Officer	15,066	21,523
Claims and Insurance Director	14,244	20,348
Employment Practices Manager	12,949	18,499
Liability Program Manager	12,949	18,499
Administrative Services Director	12,554	17,936
Communications Director	12,554	17,936
Finance Director	12,554	17,936
Risk Services Director	12,544	17,936
Workers' Compensation Program Manager	12,554	17,936
Technology Manager	10,085	14,407
Business Projects Manager	9,588	13,698
Human Resources Manager	9,588	13,698
Senior Risk Manager	9,588	13,698
Training Manager	9,588	13,698
Insurance Programs Manager	9,346	13,352
Agency Clerk	8,500	12,144
Senior Accountant	8,500	12,144
Senior Training Specialist	8,500	12,144
Data and Underwriting Analyst	7,472	10,675
Management Analyst	7,472	10,675
Training Coordinator	6,792	9,704
Administrative Analyst	6,529	9,329
Training Specialist	6,529	9,329



California JPIA Salary and Pay Schedule
Effective January 1, 2024 – June 30, 2024

Position	Bottom of Range (Monthly)	Top of Range (Monthly)
Accounting Specialist	5,346	7,638
Administrative Assistant	5,346	7,638
Facilities Specialist	5,346	7,638
Maintenance Worker	4,831	6,902
Accounting Clerk	4,616	6,595
Office Assistant	4,616	6,595

California JPIA

RESOLUTION NO. 24-1

A RESOLUTION OF THE EXECUTIVE COMMITTEE OF THE BOARD OF DIRECTORS OF THE CALIFORNIA JOINT POWERS INSURANCE AUTHORITY, STATE OF CALIFORNIA, APPROVING AND ADOPTING A PUBLICLY AVAILABLE SALARY AND PAY SCHEDULE AS REQUIRED BY THE CALIFORNIA PUBLIC EMPLOYEES' RETIREMENT SYSTEM

WHEREAS, the California Joint Powers Insurance Authority (“Authority”) contracts with the California Public Employees’ Retirement System (“CalPERS”) to provide retirement benefits for its employees; and

WHEREAS, California Code of Regulations, Title 2, Section 570.5 requires governing bodies of local agencies contracting with CalPERS to approve and adopt a publicly available pay schedule in accordance with public meeting laws; and

WHEREAS, the pay schedule must identify each position by title, the individual pay rate amount or ranges for that position, and the time base upon which the amounts are based; and

WHEREAS, the pay schedule is posted at the office of the Authority and is immediately accessible and available for public review from the Authority during normal business hours and is posted on the Authority’s website; and

WHEREAS, the Executive Committee of the Authority now desires to adopt a publicly available pay schedule in accordance with the requirements of California Code of Regulations, Title 2, Section 570.5.

NOW, THEREFORE, BE IT RESOLVED, that the Authority’s Salary and Pay Schedule contained in Exhibit "A", attached hereto, and made a part hereof, is hereby approved and adopted in accordance with the requirements of California Code of Regulations, Title 2, Section 570.5.

BE IT FURTHER RESOLVED, that the Authority’s Salary and Pay Schedule will be retained by the Authority and available for public inspection for not less than five years.

ADOPTED and **APPROVED** this 24th day of January 2024.

Margaret Finlay, President

Attested: _____

Tom Chavez, Secretary

**CALIFORNIA
JOINT POWERS INSURANCE AUTHORITY**

8081 Moody Street, La Palma, California 90623-2045
(800) 229-2343 FAX (562) 860-4992

RESOLUTION NO. 2024-01 WR

A RESOLUTION OF THE EXECUTIVE COMMITTEE OF
THE BOARD OF DIRECTORS OF THE
CALIFORNIA JOINT POWERS INSURANCE AUTHORITY
ALLOWING CERTAIN CLAIMS AND DEMANDS
IN THE TOTAL AMOUNT OF \$8,075,746.20

The Executive Committee of the CALIFORNIA JOINT POWERS INSURANCE AUTHORITY does find and resolve as follows:

SECTION 1: The Treasurer or his designated representative, hereby certifies, and the Chief Executive Officer hereby approves the accuracy of the demands set out in Exhibit A, which is attached hereto and incorporated herein by this reference, and to the availability of funds for payment thereof.

Jose Gomez, Treasurer

Alexander Smith, Chief Executive Officer

SECTION 2: The list of claims and demands on Exhibit A have been audited as required by law and that the same are hereby allowed in the amount as hereafter set forth.

ADOPTED AND APPROVED the 24th day of January 2024.

Margaret Finlay, President

I, Tom Chavez, do hereby certify that I am the duly appointed Secretary of the CALIFORNIA JOINT POWERS INSURANCE AUTHORITY, and the foregoing is a true and correct copy of Resolution No. 2024-01 WR adopted by the Executive Committee of said Authority at a regular meeting thereof on the 24th day of January and entered into the minutes of said meeting.

DATED: January 24, 2024

Tom Chavez, Secretary

CALIFORNIA JOINT POWERS INSURANCE AUTHORITY

WARRANT REGISTER

From: 12/1/2023 To: 12/31/2023

CHECK NUMBER	PAYEE	AMOUNT	DESCRIPTION
DISBURSEMENT			
23767	34th Street, Inc.	\$10,300.00	Customer Service for Public Agencies workshop, 11/15/23, Azusa; Leadership Trust and Influence workshop, 11/16/23, Azusa; Leadership workshop, 11/16/23, Azusa
23768	City of Alhambra	\$1,028.00	Refreshments for Driver Safety workshops, 10/12/23 and 10/30/23; Forklift Operator Safety Certification workshops, 11/6/23 and 11/14/23; Ergonomic Field & Transit Personnel workshop, 11/29/23
23769	Town of Apple Valley	\$1,525.00	Refreshments for Hand & Portable Power Tool Safety workshops, 10/2/23 and 10/3/23; Confined Space Entry workshops, 10/23/23 - 10/25/23; Lockout Tagout & Basic Electrical Safety workshops, 11/6/23 and 11/7/23; Traffic Control Technician and Flagger Operations workshops,
23770	City of Artesia	\$108.00	Refreshments for Ergonomics Office Personnel workshop, 11/2/23
23771	City of Atascadero	\$207.00	Refreshments for Traffic Control & Flagging Safety workshop, 11/15/23
23772	City of Bell Gardens	\$1,173.00	Refreshments for CPR/AED/First-Aid Safety workshops, 10/21/23 and 10/24/23
23773	Big Bear City Community Services District	\$575.00	Refreshments for Hazwoper workshop, 10/19/23
23774	Big Bear Fire Authority	\$176.00	Refreshments for Workplace Harassment Prevention workshops, 10/28/23 - 10/30/23
23775	City of Big Bear Lake	\$476.00	Refreshments for Ergonomics Office Personnel workshop, 10/18/23; Dealing Successfully with Customers workshop, 9/20/23; Workplace Violence Awareness workshop, 10/25/23
23776	City of Bishop	\$232.00	Refreshments for Big 4 workshop, 10/24/23, GHS/Hazard Communication workshop, 10/26/23, Emergency Preparedness & Fire Extinguisher Safety workshop, 11/15/23
23777	CWCI	\$27,550.00	Membership fee
23778	City of Camarillo	\$714.00	Refreshments for Forklift Operator Safety Certification workshop, 8/22/23; Introduction to Cal OSHA and Conducting Safety Inspections, 9/11/23; Big 4 workshop, 10/17/23
23779	City of Cerritos	\$483.00	Refreshments for Hazardous Materials workshops, 10/24/23 and 10/25/23
23780	City of Chino Hills	\$768.00	Refreshments for Forklift Operator Safety Certification workshop, 10/4/23 and 11/7/23; Front End Loader Operator Safety workshop, 10/17/23; Backhoe/Loader Operator Safety workshop, 10/17/23; CPR/AED/First-Aid Safety workshop, 11/8/23
23781	Cleanright Building Maintenance, Inc.	\$6,400.00	Janitorial service, 9/23 - 12/23
23782	Coachella Valley Association of Governments	\$132.00	Refreshments for Workplace Harassment Prevention workshop, 10/26/23
23783	City of Commerce	\$713.00	Refreshments for CPR/AED/First-Aid Safety workshops, 10/20/23 and 12/1/23
23784	City of Dana Point	\$168.00	Refreshments for Ergonomic Office Personnel workshop, 11/9/23
23785	Davco Electric	\$540.00	Facility maintenance
23786	Department of Industrial Relations	\$1,316,961.61	State assessment, 2023-24
23787	City of Duarte	\$68.00	Refreshments for Ergonomics Field & Transit Personnel workshop, 10/3/23
23788	Gibbons & Conley	\$668.81	Legal service, 9/23
23789	City of Grover Beach	\$440.00	Refreshments for Traffic Control & Flagging Safety workshops, 10/16/23 and 10/17/23; Valley Fever Safety workshops, 10/24/23 and 10/25/23; Respirator Certification workshops, 10/24/23 and 10/25/23; Trenching/Shoring/Excavating - User Awareness workshops, 10/24/23 and 10/25/23; Injury and Illness Prevention Plan Employee Orientation workshop, 10/26/23; Fall Protection Awareness workshop, 10/26/23
23790	Haith, Bagnaschi, APC	\$1,339.50	Legal service, 9/23
23791	City of Hawaiian Gardens	\$569.00	Refreshments for Driver Safety workshop, 10/25/23; CPR/AED/First-Aid Safety workshop, 11/16/23
23792	City of Hemet	\$460.00	Refreshments for Fire Extinguisher Safety workshop, 11/16/23; Ergonomics Field & Transit Personnel workshop, 11/30/23
23793	City of Irwindale	\$1,550.00	Introduction to Cal-OSHA & Conducting Safety Inspections workshop, 10/12/23; Skid Steer Loader Safety workshop, 10/26/23; Cultural Diversity and Implicit Bias workshops, 10/6/23, 10/7/23, and 10/9/23; CPR/AED/First-Aid Safety workshop, 11/13/23; Hazardous Materials - First Responder Awareness Level workshop, 11/29/23 and 11/30/23
23794	City of La Mirada	\$316.00	Refreshments for Building a Workplace of Mutual Respect workshop, 11/8/23; Workplace Harassment Prevention workshops, 11/28/23 and
23795	City of La Quinta	\$621.00	Refreshments for CPR/AED/First-Aid Safety workshops, 11/1/23 and 11/2/23
23796	City of La Verne	\$336.00	Refreshments for Workplace Harassment Prevention workshops, 10/5/23 and 10/17/23
23797	City of Lakewood	\$852.00	Refreshments for Workplace Violence Awareness workshop, 11/30/23
23798	Lemon Grove	\$128.00	Refreshments for Emergency Preparedness & Fire Extinguisher Safety workshop, 10/11/23
23799	City of Loma Linda	\$432.00	Refreshments for Bloodborne Pathogens workshop, 6/12/23; Technology & Managing Risks in Email, Internet Blogs & Cell Phones workshop, 7/11/23; Workplace Harassment Prevention workshop, 9/27/23
23800	Town of Mammoth Lakes	\$1,086.00	Refreshments for Hazardous Materials workshop, 9/28/23; Big 4 workshop, 10/24/23; Respirator Certification workshop, 10/25/23; CPR/AED/First-Aid Safety workshop, 11/30/23; Emergency Preparedness & Fire Extinguisher Safety workshop, 12/4/23
23801	City of Monrovia	\$184.00	Refreshments for Traffic Control Technician and Flagger Operations workshop, 10/24/23
23802	City of Needles	\$308.00	Refreshments for Workplace Harassment Prevention workshop, 11/2/23
23803	City of Norwalk	\$1,115.00	Refreshments for Mandated Reporter workshop, 10/24/23; Ethics as a Successful Business Model workshop, 11/9/23; Planning for Roles and Responsibilities workshop, 11/28/23; ADA Coordinator workshops, 11/25/23 and 12/5/23
23804	City of Paramount	\$152.00	Refreshments for Front End Loader Operator Safety workshops, 11/15/23 and 11/21/23; Skid Steer Loader Safety workshops, 11/15/23 and
23805	City of Paso Robles	\$240.00	Refreshments for Driver Safety workshop, 10/4/23
23806	City of Pismo Beach	\$892.00	Refreshments for Trenching/Shoring/Excavating workshop, 10/12/23; Fall Protection workshop, 10/25/23; Hazardous Materials workshops, 11/7/23 and 11/8/23
23807	City of Port Hueneme	\$10,527.00	Refreshments for Hazwoper workshops, 10/18/23 and 11/8/23; Driver Safety workshop, 11/8/23; Property premium refund, 2021-24
23808	City of Poway	\$308.00	Refreshments for Lock-Out Tag-Out Authorized and Basic Electrical Safety workshop, 11/15/23
23809	Protelligent	\$21,288.81	CRM support, Licensing & Renewals, and Tech support, 12/23
23810	Rodriguez Landscape Maintenance, Inc.	\$1,600.00	Landscape maintenance, 9/23
23811	City of Rosemead	\$602.00	Refreshments for Bloodborne Pathogens workshop, 10/5/23; Traffic Control Technician and Flagger Operations workshop, 10/5/23; CPR/AED/First-Aid Safety workshop, 10/12/23; Fire Extinguisher Safety workshop, 10/18/23; Workplace Harassment Prevention workshop,

CALIFORNIA JOINT POWERS INSURANCE AUTHORITY

WARRANT REGISTER

From: 12/1/2023 To: 12/31/2023

CHECK NUMBER	PAYEE	AMOUNT	DESCRIPTION
23812	Rossmoor CSD	\$160.00	Refreshments for Conflict Resolution Helping Employees Get Along workshop, 10/20/23; Heat Illness workshop, 11/3/23; Bloodborne Pathogens workshop, 11/3/23; Fire Extinguisher Safety workshop, 12/1/23
23813	City of San Clemente	\$1,219.00	Refreshments for Traffic Control Technician and Flagger Operations workshops, 10/4/23 and 10/5/23; Confined Space Entry workshop, 11/9/23
23814	City of San Gabriel	\$504.00	Refreshments for Workplace Violence Awareness workshop, 11/8/23; Workplace Harassment Prevention workshop, 10/18/23
23815	City of San Luis Obispo	\$180.00	Refreshments for Forklift Operator Safety Certification workshop, 10/25/23
23816	City of San Marcos	\$1,169.00	Refreshments for Emergency Preparedness & Fire Extinguisher Safety workshop, 10/11/23; Bloodborne Pathogens workshop, 6/28/23
23817	City of Santa Clarita	\$1,606.00	Refreshments for Forklift Operator Safety Certification workshop, 10/10/23; Bloodborne Pathogens workshop, 10/19/23; Scissor Lift Operator Safety workshop, 11/1/23; Aerial Lift Operator Safety workshop, 11/1/23; Everyday Ethics in the Public Sector Workplace workshops, 10/11/23
23818	City of Santa Fe Springs	\$1,280.00	Refreshments for Workplace Harassment Prevention workshops, 7/24/23, 8/1/23, 8/16/23 and 8/23/23; Lock-Out Tag-Out Authorized and Basic Electrical Safety workshop, 9/26/23
23819	City of Seaside	\$1,192.00	Refreshments for Hazardous Materials workshops, 10/10/23 and 10/11/23; Part-Time, Seasonal, and Temporary Employees and Volunteers workshop, 11/18/23
23820	Sedgwick Claims Management Services Inc.	\$6,555.88	Field Ergonomics workshop, 10/3/23, Duarte; Office and Field Ergonomics workshops, 10/17/23 - 10/19/23, Big Bear Lake; Mandated Reporter workshop, 10/24/23, Norwalk
23821	City of Signal Hill	\$152.00	Refreshments for Respirator Certification workshops, 11/7/23 and 11/9/23
23822	City of Solvang	\$345.00	Refreshments for Hazwoper First Responder Operations workshops, 11/6/23 and 11/9/23
23823	City of South El Monte	\$76.00	Refreshments for Power of the Pen workshop, 10/18/23
23824	Southern California Edison Company	\$2,831.58	Electricity charge, 11/23
23825	Southern California Gas Company	\$114.57	Gas charge, 11/23
23826	City of Stanton	\$207.00	Refreshments for CPR/AED/First-Aid Safety workshop, 11/9/23
23827	The Standard Insurance Company	\$6,593.47	AD&D, LIFE, LTD & STD, 12/23
23828	Vision Service Plan	\$1,076.44	Vision premium, 12/23
23829	City of Vista	\$368.00	Refreshments for Traffic Control & Flagging Safety workshop, 10/26/23
23830	City of Walnut	\$272.00	Refreshments for Workplace Violence Awareness workshop, 10/3/23; Driver Safety workshop, 11/8/23
23831	City of West Hollywood	\$212.00	Refreshments for Principles of Customer Contact workshop, 8/16/23
23832	Wex Bank	\$1,385.99	Authority vehicle fuel, 10/23 and 11/23
23833	Airways Freight Corporation	\$670.07	Marketing supplies, freight
23834	AT&T	\$688.00	Internet service, 12/23
Multiple	Retired California JPIA employees	\$10,320.00	Medicare part B premium reimbursement, October - December 2023
23836	Citi Cards	\$1,691.32	Facility maintenance supplies and office refreshments
23840	Juve Creative, Inc.	\$32,929.00	Academies graphic design; Conference Campaign; Coverage programs; General Updates; 2024 RMEF graphic design; LMS development; Website Newsletter; Website updates & maintenance
23842	Rodriguez Landscape Maintenance, Inc.	\$12,400.00	Landscape maintenance, tree removal
EFT9400	MissionSquare Retirement - 303081	\$23,237.99	Deferred compensation, 11/18/23 - 12/1/23
EFT9401	U.S. Bank N.A. Minnesota	\$1,785.90	PARS Excess benefit contribution, 11/18/23 - 12/1/23
EFT9402	AEF Systems Consulting, Inc.	\$1,905.00	Financial software consulting
EFT9403	Health and Human Resource Center, Inc.	\$53.94	Employee assistance premium, 12/23
EFT9404	Steven F. Albrecht	\$1,200.00	Substance Abuse Awareness for Safety Sensitive Employees workshop, 11/1/23, Paso Robles
EFT9405	Alliant Insurance Services	\$8,262.56	Property premium, 2023-24
EFT9406	Athens Administrators C/O City of Azusa	\$324,755.41	WC claims administration fee, December 2023
EFT9407	Bedford Falls Insurance Services, Inc.	\$39,761.00	LTF Excess insurance, broker fee 2024
EFT9408	BSI American Professional Services	\$493.75	Risk Tech, San Luis Obispo
EFT9409	Burke, Williams & Sorensen	\$13,103.90	New Executive Academy, 4/3/23 - 4/5/23, Huntington Beach, speaker; Human Resources Academy, 4/25/23 - 4/27/23, Indian Wells, speaker; Curriculum development; Public Safety Academy, 8/22/23 - 8/24/23, San Diego, speaker
EFT9410	CallTower Inc.	\$543.46	Telephone service, 12/23
EFT9411	CBIZ Valuation Group, LLC	\$56,750.00	Member properties appraisals
EFT9412	Citrin Cooperman Advisors LLC	\$69,935.72	CRM support and development
EFT9413	Delta Dental	\$4,241.33	Delta premium, 12/23
EFT9414	Dychelon LLC	\$13,389.57	Workplace Harassment Prevention workshops, 11/28/23 and 11/29/23, La Mirada; Ethics as a Successful Business Model workshop, 11/9/23, Norwalk; Workplace Harassment Prevention workshops, 11/13/23 and 11/14/23, Indio
EFT9415	Embark Safety	\$2,733.10	Driver Monitoring, 10/23
EFT9416	Ergo Solutions, Inc.	\$1,249.91	Ergonomics assessment, 11/30/23, Hemet
EFT9417	Scott J. Grossberg, APC	\$10,819.67	Customer Contact workshops, 11/2/23 and 11/29/23, Diamond Bar; Part-Time Seasonal Employees workshop, 11/18/23, Seaside
EFT9418	Harbinger Horizon	\$6,913.37	Cultural Diversity & Implicit Biases workshops, 11/6/23 - 11/9/23, Irwindale; Workplace Violence workshop, 11/8/23, San Gabriel; Strategic Communication workshop, 11/13/23, Santa Clarita
EFT9419	JW Software	\$18,000.00	File Handler customization
EFT9420	Manning and Kass, Ellrod, Ramirez, Trester LLP	\$4,000.00	Public Safety Academy, 8/22/23 - 8/24/23, San Diego, speaker
EFT9421	Eduardo A. Montez	\$1,771.01	Pepper Spray Defense workshop, 11/30/23, Stanton
EFT9422	OC CPR Training	\$11,677.20	CPR/AED/First-Aid Safety workshops, 11/8/23, Chino Hills, 11/9/23, Stanton, 11/13/23, Irwindale, 11/16/23, Hawaiian Gardens
EFT9423	Ogletree, Deakins, Nash, Smoak & Stewart, P.C.	\$920.08	Legal service, 9/23

CALIFORNIA JOINT POWERS INSURANCE AUTHORITY

WARRANT REGISTER

From: 12/1/2023 To: 12/31/2023

CHECK NUMBER	PAYEE	AMOUNT	DESCRIPTION
EFT9424	OSTS, Inc	\$26,140.40	Audiometric Testing workshop, 11/1/23, Paso Robles; Bloodborne Pathogens workshop, 10/26/23, Pacific Grove; Big 4 workshop, 10/24/23, Bishop; Driver Safety workshops, 11/8/23, Walnut, 10/12/23 and 10/30/23, Alhambra; Environmental Safety workshop, 11/2/23, San Clemente; Fall Protection workshop, 10/25/23, Pismo Beach; Forklift Operator Safety Certification workshops, 11/2/23, Vista, 10/24/23 and 10/25/23, San Luis Obispo; Front End Loader Operator Safety and Backhoe Safety workshop, 10/31/23, Mammoth Lakes; Hazard Communication workshop, 10/26/23, Bishop; Heat Illness Prevention workshop, 11/3/23, Rossmoor CSD; Lock-Out Tag-Out Basic Electrical Safety workshops, 11/6/23 and 11/7/23, Apple Valley; Traffic Control Technician & Flagger Operation workshops, 10/24/23, Monrovia, 10/26/23, Vista; Trench/Shoring/Excavating workshop, 10/12/23, Pismo Beach
EFT9425	Public Sector Excellence	\$3,664.06	Managing Conflict on the Job workshop, 10/20/23, Rossmore CSD; Building a Workplace of Mutual Respect workshop, 11/8/23, La Mirada
EFT9426	International Academy of Public Safety	\$10,003.00	2023 Risk Management Educational Forum, 8/30/23 - 8/31/23, speaker; Public Safety Academy, 8/22/23 - 8/24/23, San Diego, speaker
EFT9427	Safety Time Training	\$6,328.13	Emergency Preparedness and Fire Extinguisher workshop, 11/15/23, Bishop; Fire Extinguisher workshops, 11/16/23, Hemet and 12/1/23, Rossmoor CSD
Multiple	CJPIA Employees	\$7,453.78	Technology stipends and business expenses reimbursement
EFT9429	Charles Schwab	\$7,748.04	401A plan contribution, 7/23 - 12/23
EFT9430	The Advantage Group	\$2,248.60	DCS/FSA administration fee, 11/23; DCS and FSA contribution, 12/6
EFT9431	Triden Group Corporation	\$8,428.00	Contractual services, consulting
EFT9432	W.T. Durant, Inc.	\$13,606.25	Building C design
EFT9439	Carl Warren & Company	\$10,000.00	Claims administration
EFT9447	Guy Carpenter & Company, LLC	\$76,369.25	Liability & Workers Compensation program, broker fee
EFT9457	OSTS, Inc	\$16,416.57	Hazwoper First Responder Awareness workshops, 11/27/23 and 11/28/23, Poway, 11/29/23 and 11/30/23, Irwindale; Landscaping Tools General Safety Awareness workshop, 11/30/23, Rancho Palos Verdes; Traffic Control Technician & Flaggers Operations workshops, 11/20/23 and 11/21/23, Apple Valley, 11/15/23, Atascadero, 11/28/23, Goleta
EFT9465	Workers Compensation Research Institute	\$7,166.00	Workers Compensation Research Institute 2024 annual dues
EFT9467	MissionSquare Retirement - 303081	\$23,217.99	Deferred compensation, 12/2/23 - 12/15/23
EFT9468	U.S. Bank N.A. Minnesota	\$1,785.90	PARS Excess benefit contribution, 12/2/23 - 12/15/23
EFT9469	City of La Verne	\$55,480.40	La Verne ELP funding
EFT9470	The Advantage Group	\$2,060.00	DCS and FSA contribution, 12/20
DISBURSEMENT TOTAL		\$2,398,131.29	
GENERAL			
20231229	Chase Bank	\$14,772.45	Business expenses
130576	State of California	\$9,218.66	State tax withheld, 11/18/23 - 12/1/23
2519587	CalPERS	\$25,249.02	PERS contribution, 11/18/23 - 12/1/23
2519588	CalPERS	\$4,879.18	PERS contribution, 11/18/23 - 12/1/23
2542710	United States Treasury	\$39,289.45	FED & FICA tax, 11/18/23 - 12/1/23
2516986	CalPERS	\$70,602.35	Medical premium, 12/23
46259752	California State Disbursement Unit	\$1,551.23	Employee withholding
047504	State of California	\$9,598.71	State tax withheld, 12/2/23 - 12/15/23
2531093	CalPERS	\$25,249.02	PERS contribution, 12/2/23 - 12/15/23
2531094	CalPERS	\$4,486.69	PERS contribution, 12/2/23 - 12/15/23
2531095	CalPERS	\$147.75	PERS contribution, 12/2/23 - 12/15/23
04876972	United States Treasury	\$40,270.98	FED & FICA tax, 12/2/23 - 12/15/23
46418336	California State Disbursement Unit	\$1,551.23	Employee withholding
GENERAL TOTAL		\$246,866.72	
IMPREST ACCOUNTS DISBURSMENT			
	California JPIA WC	\$1,921,005.83	WC claims reimbursement
	ACCT# XXX-XXX5168		123854-125937
	California JPIA CCCSIF Workers	\$18,726.41	CCCSIF WC claims reimbursement
	Compensation ACCT# XXX-XXX5176		Ck# 1503-1558
	California JPIA Liability	\$1,695,621.84	Liability claims reimbursement
	ACCT# XXX-XXX3224		Ck# 2870-3323
	California JPIA Excess Liability	\$114,963.87	Liability claims reimbursement
	ACCT# XXX-XXX9247		Ck# 1031-1041
	California JPIA Payroll	\$110,052.66	Payroll account reimbursement for pay period
	ACCT# XXX-XXX2794		Dec 1 2023-Dec 31 2023
	California JPIA Payroll	\$114,830.94	Payroll account reimbursement for pay period
	ACCT# XXX-XXX2794		Dec 1 2023-Dec 31 2023
	California JPIA Payroll	\$1,154.86	Prefunding of 2024 FSA

CALIFORNIA JOINT POWERS INSURANCE AUTHORITY

WARRANT REGISTER

From: 12/1/2023 To: 12/31/2023

CHECK NUMBER	PAYEE	AMOUNT	DESCRIPTION
	ACCT# XXX-XXX2794 California JPIA Property	\$1,475,855.45	Dec 1 2023-Dec 31 2023 Property claims reimbursement
	ACCT# XXX-XXX5066 Voided - California JPIA Checks	(\$21,463.67)	Ck# 8311-8344 All Imprest Account
	IMPREST ACCOUNTS DISBURSMENT TOTAL	<u>\$5,430,748.19</u>	
	GRAND TOTAL	<u>\$8,075,746.20</u>	

In accordance with Article VII, of the Bylaws of the California Joint Powers Insurance Authority, the Chief Executive Officer hereby certifies to the accuracy of the demands and to the availability of funds for payment thereof.

Alexander Smith, Chief Executive Officer