



California JPIA
El Capitan Room
8081 Moody Street
La Palma, California 90623

AGENDA

EXECUTIVE COMMITTEE OF THE BOARD OF DIRECTORS

REGULAR MEETING

October 23, 2024

5:30 P.M.

CALL TO ORDER

President Margaret Finlay

PLEDGE OF ALLEGIANCE

President Margaret Finlay

ROLL CALL

Steve Croft
Marshall Goodman
Sonny Santa Ines
Steve Tye
Chuong Vo
Mark Waronek
Secretary, Tom Chavez
Vice President Mary Ann Reiss
President Margaret Finlay

ORAL COMMUNICATIONS

Any persons present desiring to address the Executive Committee on any proper matter may do so at this time.

CONSENT CALENDAR

All items under Consent Calendar may be enacted by one motion. Any item may be removed from the Consent Calendar and acted upon separately by the Executive Committee.

1. APPROVAL Minutes of September 25, 2024 Regular Meeting
2. RECEIVE AND FILE Treasurer's Monthly Compliance Report for September 2024
3. RECEIVE AND FILE Public Self-Insurer's Annual Reports 2023-2024
4. APPROVAL Amendment to Employment Agreement with Chief Executive Officer

5. RESOLUTION 24-2 Publicly Available Salary and Pay Schedule

A RESOLUTION OF THE EXECUTIVE COMMITTEE OF THE CALIFORNIA JOINT POWERS INSURANCE AUTHORITY, STATE OF CALIFORNIA, APPROVING AND ADOPTING A PUBLICLY AVAILABLE SALARY AND PAY SCHEDULE AS REQUIRED BY THE CALIFORNIA PUBLIC EMPLOYEES' RETIREMENT SYSTEM

6. RECEIVE AND FILE Committee Meeting Dates 2025

REPORTS AND RECOMMENDATIONS

7. RECEIVE AND FILE California Workers' Compensation Institute Presentation

8. RESOLUTION
NO. 2024-10 WR Warrant Register

A RESOLUTION OF THE EXECUTIVE COMMITTEE OF THE BOARD OF DIRECTORS OF THE CALIFORNIA JOINT POWERS INSURANCE AUTHORITY ALLOWING CERTAIN CLAIMS AND DEMANDS IN THE TOTAL OF \$29,709,298.90.

ADJOURNMENT

To a meeting on November 20, 2024, at 5:30 p.m., in the California Room of the California JPIA, 8081 Moody Street, La Palma, CA 90623.

In compliance with Americans with Disabilities Act, if you need special assistance to participate in this meeting, please contact the Agency Clerk at (562) 467-8736. Notification 48 hours before meeting will enable the Authority to make reasonable arrangements to ensure accessibility. (28 CFR 35.102.35.104 ADA Title II)

TELECONFERENCE PARTICIPATION

To be a voting participant in action items appearing on the agenda, the participant's teleconference location must appear below, and the participant must have posted the agenda in a location accessible to the general public no less than 72 hours prior to the announced meeting time, in accordance and within the requirements of the Brown Act (Gov. Code, § 54950 et seq.). At the announced time of the meeting, teleconference participants (unless otherwise instructed) should call the California JPIA's teleconference number at **(253) 215-8782**, enter Meeting ID: **814 7757 4645** Password: **594843** and identify themselves for the record.

To access the video conferencing and view the meeting online, go to <https://cjpia.zoom.us/j/81477574645?pwd=p6XVLHIDk3PcbaA2ejAwNI5O0bQUzI.1&from=addon>.

If you have any problems with the meeting link or connecting to the meeting, please call Veronica Ruiz at (562) 455-0321.

**TELECONFERENCE
LOCATIONS**

Dated: October 18, 2024
Posted: October 18, 2024

s/Veronica Ruiz
Veronica Ruiz, CMC
Agency Clerk

AFFIDAVIT OF POSTING

I, Veronica Ruiz, declare as follows: That I am the duly designated Agency Clerk for the California Joint Powers Insurance Authority, and that I caused to be posted the foregoing agenda in accordance with the Brown Act. Dated this 18th day of October, 2024.

By: Veronica Ruiz, CMC, Agency Clerk

CALIFORNIA JPIA

MINUTES

EXECUTIVE COMMITTEE OF THE BOARD OF DIRECTORS

REGULAR MEETING

September 25, 2024

5:30 P.M.

CALL TO ORDER

President Finlay called the regular meeting of the Executive Committee of the California JPIA to order at 6:33 p.m. in the El Capitan Room at the California JPIA, 8081 Moody Street, La Palma, CA 90623.

ROLL CALL

A quorum was established by roll call.

PRESENT:

Steve Croft (*Teleconference*)
Marshall Goodman
Sonny Santa Ines
Steve Tye
Chuong Vo
Mark Waronek
Secretary, Tom Chavez
Vice President, Mary Ann Reiss
President, Margaret Finlay

EX OFFICIO:

Thaddeus McCormack, Managers Committee
Chairman
Jose Gomez, Finance Officers Committee
Chairman
Brad McKinney, Risk Managers Committee
Chairman (*Teleconference*)

ATTENDEES:

Chris Kustra, Carl Warren & Company

STAFF:

Alex Smith, Chief Executive Officer
Olga Berdial, Communications Director
Melaina Francis, Senior Risk Manager
Maria Galvan, Senior Risk Manager
Jason McBride, Finance Director
Alex Mellor, Risk Services Director

Veronica Ruiz, Agency Clerk
Nikki Salas, Administrative Services Director
Jennifer Torres, Administrative Assistant
Kelly Trainer Policky, Employment Practices
Manager
Paul Zeglovitch, Claims and Insurance Director

**ORAL
COMMUNICATIONS**

There were no requests to address the Executive Committee.

CONSENT CALENDAR

President Finlay presented the items appearing on the Consent Calendar.

Director Goodman moved that the Consent Calendar Items be approved, received, and filed in one action. The motion was seconded by Director Santa Ines. The motion carried unanimously by roll call vote.

The Consent Calendar included:

- Executive Committee Minutes of August 28, 2024 Regular Meeting
- Treasurer’s Monthly Compliance Report for August 2024
- Financial Statements for the Quarter Ended June 30, 2024

APPROVAL
Biennial Review of the
California JPIA Conflict-of-
Interest Code

President Finlay presented the Biennial Review of the California JPIA Conflict-of-Interest Code item.

Director Vo moved to approve and adopt the revised California JPIA Conflict-of-Interest Code, and direct staff to forward the Conflict-of-Interest Code to the FPPC for final review and approval. The motion was seconded by Director Chavez. The motion carried unanimously by roll call vote.

**RESOLUTION
NO. 2024-09 WR**
Warrant Register

President Finlay read, by title only, Resolution No. 2024-09 WR,

**A RESOLUTION OF THE EXECUTIVE COMMITTEE OF
THE BOARD OF DIRECTORS OF THE CALIFORNIA JOINT
POWERS INSURANCE AUTHORITY ALLOWING
CERTAIN CLAIMS AND DEMANDS IN THE TOTAL OF
\$40,145,146.04.**

Director Waronek moved to waive further reading and adopt Resolution 2024-09 WR. The motion was seconded by Director Goodman. The motion carried unanimously by roll call vote.

RECESS

At 6:40 p.m., President Finlay recessed the Executive Committee meeting.

RECONVENE

At 7:31 p.m., President Finlay reconvened the Executive Committee.

ADJOURNMENT

President Finlay adjourned the meeting at 7:31 p.m. to the next regular meeting on October 23, 2024, at 5:30 p.m., in the El Capitan Room of the California JPIA, 8081 Moody Street, La Palma, CA 90623.

Tom Chavez, Secretary

CALIFORNIA JPIA

AGENDA REPORT

To: EXECUTIVE COMMITTEE
From: Alexander Smith, Chief Executive Officer
By: Jason McBride, Finance Director
Date: October 23, 2024
Subject: Treasurer's Monthly Compliance Report

Attached is the Treasurer's Monthly Compliance Report for September 2024.

Directly held investments, as of September 30, 2024, totaled \$328.3 million. Cash held in LAIF was \$21.7 million and the money market account balance was \$1.8 million. Cash held in the Los Angeles County Pooled Investment Fund was \$108,222. Cash held in CAMP was \$44.2 million. Altogether, cash and investments totaled \$396.1 million at the end of the month.

The annualized yield to maturity at cost earned by direct investments was 2.94%. Accrual basis earnings were \$602,829. The quarter-to-date yield reported by LAIF was 4.56%, and the money market account yield was 4.80%. The Los Angeles County Pooled Investment Fund yielded 4.02% and CAMP yielded 5.22%.

Recommended Action

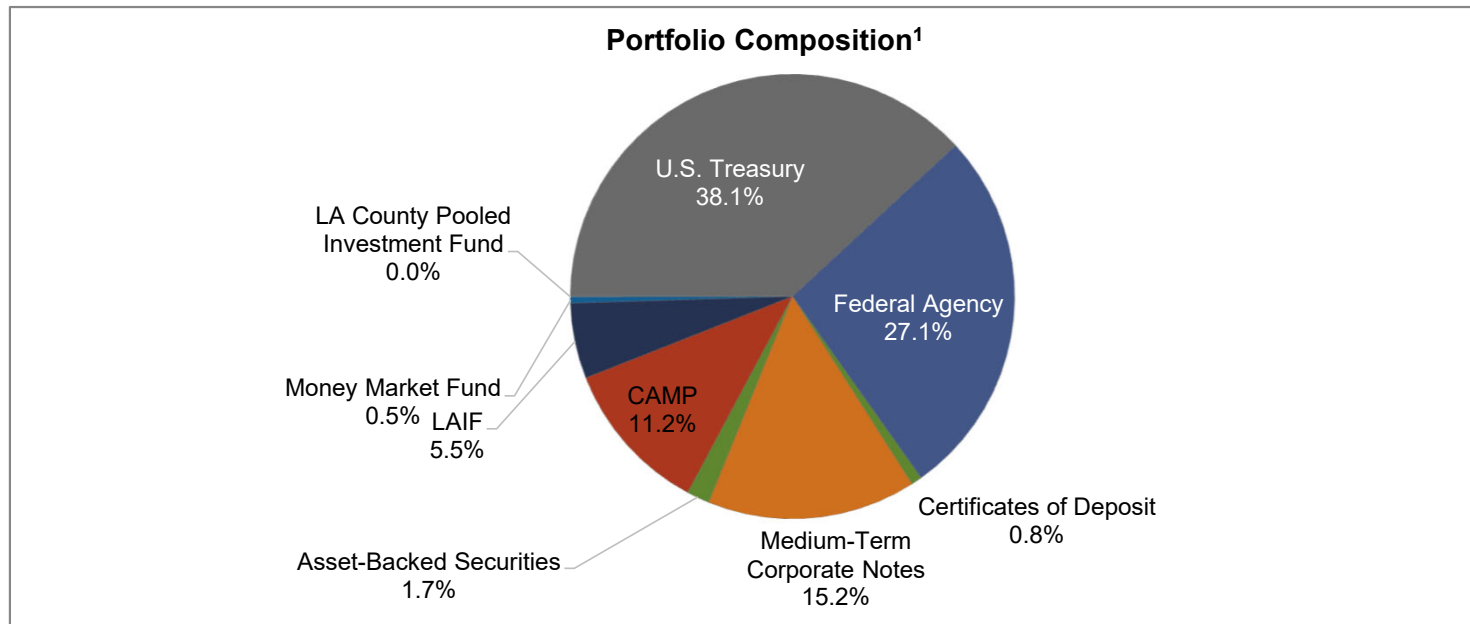
Receive and file.

<u>Security Type</u>	<u>Par Value</u>	<u>Original Cost</u>	<u>Amortized Cost</u>	<u>Market Value</u>	<u>Longest Maturity</u>	<u>Maximum Allowable Maturity</u>	<u>YTM at Cost</u>
U.S. Treasury	\$154,580,000.00	\$152,171,100.80	\$153,130,749.09	\$150,350,174.20	9.88 Years	10 Years	2.30%
Federal Agency	\$107,589,495.31	\$106,904,452.15	\$107,146,413.84	\$106,784,688.24	7.95 Years	10 Years	3.18%
Certificates of Deposit	\$3,000,000.00	\$3,000,000.00	\$3,000,000.00	\$3,079,836.00	1.79 Years	5 Years	5.08%
Medium-Term Corporate Notes	\$60,064,000.00	\$59,787,911.81	\$59,495,073.21	\$59,982,366.63	4.87 Years	5 Years	3.82%
Asset-Backed Securities	\$6,438,356.18	\$6,437,435.78	\$6,437,607.93	\$6,528,722.99	4.30 Years	5 Years	4.65%
Total Securities	\$331,671,851.49	\$328,300,900.54	\$329,209,844.07	\$326,725,788.06		2.94%	2.94%
Accrued Interest			\$1,572,600.34	\$1,572,600.34			
Total Portfolio	\$331,671,851.49	\$328,300,900.54	\$330,782,444.41	\$328,298,388.40			
CAMP-Pool	\$36,208,719.26	\$36,208,719.26	\$36,208,719.26	\$36,208,719.26	1 Day		5.08%
CAMP-Term	\$8,000,000.00	\$8,000,000.00	\$8,000,000.00	\$8,000,000.00	87 Day		5.35%
LAIF	\$21,663,298.43	\$21,663,298.43	\$21,663,298.43	\$21,663,298.43	1 Day		4.56%
Money Market Fund	\$1,800,019.10	\$1,800,019.10	\$1,800,019.10	\$1,800,019.10	1 Day		4.80%
LA County Pooled Investment Fund	\$108,222.06	\$108,222.06	\$108,222.06	\$108,222.06	1 Day		4.02%
Total Liquidity	\$67,780,258.85	\$67,780,258.85	\$67,780,258.85	\$67,780,258.85			4.94%
Total Investments	\$399,452,110.34	\$396,081,159.39	\$398,562,703.26	\$396,078,647.25			3.28%

- I hereby certify that all investments are in compliance with the investment policy adopted by the Executive Committee as of May 2024.
- The California JPIA investment portfolio is managed by PFM Asset Management LLC.
- PFMAM's market prices are derived from closing bidprices as of the last business day of the month as supplied by Refinitiv or Bloomberg Finance LLC. Where prices are not available from generally recognized sources the securities are priced using a yield-based matrix system to arrive at an estimated market value. Prices that fall between data points are interpolated.
- In accordance with Generally Accepted Accounting Principles (GAAP), month-end holdings and information are reported on a trade date basis. Securities listed in bold type on the Security Transactions & Interest page have been traded, but have not yet settled.
- All ratings are as of month end.
- The Authority has the ability to meet its budgeted expenditures for the next six months.
- Excludes \$1,614,663.16 of funds deposited with the Authority by the Central Coast Cities for payments on worker's compensation tail claims.
- The yield for CAMP is the 7-day yield as of September 30, 2024.
- The yield for LAIF is the quarter to date yield as of September 30, 2024.
- The yield for the LA County Pooled Investment Fund is the earnings rate for February. The County reports earnings with a one month lag.
- Compliance with the investment policy is measured at the time of purchase.
- Any information or data displayed herein has been formatted for use as directed by the Authority. This report should not be used for compliance assurance reasons. Any claims of compliance are that of the Authority.

For Institutional Investor or Professional Investor Use Only - This material is not for inspection by, distribution to, or quotation to the general public.

<u>Security Type</u>	<u>Market Value (\$)</u>	<u>% of Portfolio¹</u>	<u>Permitted by Policy (% or \$)</u>	<u>In Compliance</u>
U.S. Treasury	\$150,350,174.20	38.1%	100%	Yes
Federal Agency	\$106,784,688.24	27.1%	100%	Yes
Certificates of Deposit	\$3,079,836.00	0.8%	30%	Yes
Medium-Term Corporate Notes	\$59,982,366.63	15.2%	30%	Yes
Asset-Backed Securities	\$6,528,722.99	1.7%	20%	Yes
CAMP	\$44,208,719.26	11.2%	100%	Yes
LAIF	\$21,663,298.43	5.5%	\$75,000,000	Yes
Money Market Fund	\$1,800,019.10	0.5%	20%	Yes
LA County Pooled Investment Fund	\$108,222.06	<0.1%	\$30,000,000	Yes
Subtotal Investments	\$394,506,046.91	100.0%		
Accrued Interest	\$1,572,600.34			
Total Investments	\$396,078,647.25			



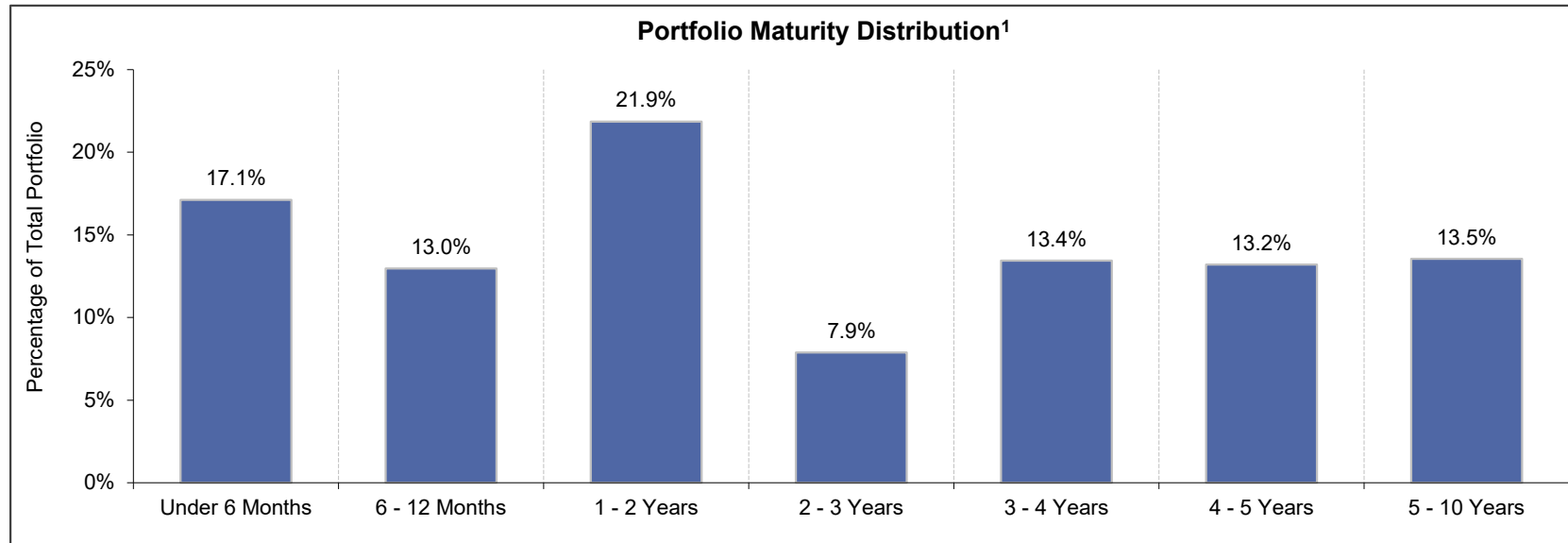
Percentages may not sum to 100% due to rounding.

Maturity Distribution¹

September 30, 2024

Under 6 Months	\$67,780,238.06
6 - 12 Months	\$51,324,565.13
1 - 2 Years	\$86,581,472.98
2 - 3 Years	\$31,242,050.29
3 - 4 Years	\$53,222,910.53
4 - 5 Years	\$52,284,893.19
5 - 10 Years	\$53,642,496.28
Totals	\$396,078,647.25

Portfolio Duration²	
Effective ³	2.83



- Notes:
- 17.6% of the portfolio is invested in currently callable securities. The callable securities are included in the maturity distribution to their stated maturity date, although they may be called prior to maturity.
 - Duration calculations exclude balances in CAMP, LAIF and the money market fund.
 - Effective duration is the change in price for a 1% change in yield, while also taking into account the likelihood of options such as calls and paydowns for mortgage-backed securities being exercised.
 - Percentages may not add up to 100% due to rounding.

Managed Account Summary Statement

For the Month Ending **September 30, 2024**

CALIFORNIA JOINT POWERS INSURANCE AUTH

Transaction Summary - Managed Account

Opening Market Value	\$324,763,839.79
Maturities/Calls	(1,239,265.96)
Principal Dispositions	(5,990,277.25)
Principal Acquisitions	6,984,290.39
Unsettled Trades	0.00
Change in Current Value	2,207,201.09
Closing Market Value	\$326,725,788.06

Cash Transactions Summary - Managed Account

Maturities/Calls	0.00
Sale Proceeds	5,997,081.07
Coupon/Interest/Dividend Income	550,503.60
Principal Payments	1,239,265.96
Security Purchases	(6,998,643.31)
Net Cash Contribution	0.05
Reconciling Transactions	0.00

Earnings Reconciliation (Cash Basis) - Managed Account

Interest/Dividends/Coupons Received	557,307.42
Less Purchased Interest Related to Interest/Coupons	(14,352.92)
Plus Net Realized Gains/Losses	(185,194.49)
Total Cash Basis Earnings	\$357,760.01

Cash Balance

Closing Cash Balance	\$1,800,019.10
-----------------------------	-----------------------

Earnings Reconciliation (Accrual Basis)

	Total
Ending Amortized Value of Securities	329,209,844.07
Ending Accrued Interest	1,572,600.34
Plus Proceeds from Sales	5,997,081.07
Plus Proceeds of Maturities/Calls/Principal Payments	1,239,265.96
Plus Coupons/Dividends Received	550,503.60
Less Cost of New Purchases	(6,998,643.31)
Less Beginning Amortized Value of Securities	(329,574,834.54)
Less Beginning Accrued Interest	(1,392,987.90)
Total Accrual Basis Earnings	\$602,829.29

Portfolio Summary and Statistics

For the Month Ending **September 30, 2024**

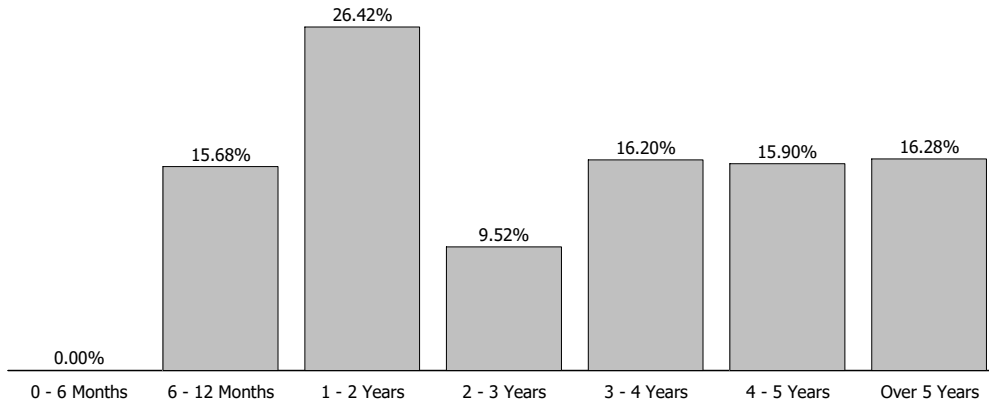
CALIFORNIA JOINT POWERS INSURANCE AUTH

Account Summary

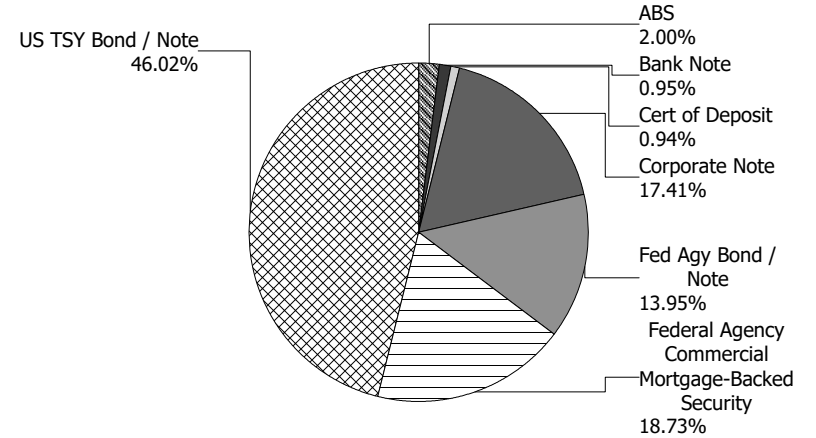
Description	Par Value	Market Value	Percent
U.S. Treasury Bond / Note	154,580,000.00	150,350,174.20	46.02
Federal Agency Commercial Mortgage-Backed Security	59,959,495.31	61,210,331.10	18.73
Federal Agency Bond / Note	47,630,000.00	45,574,357.14	13.95
Corporate Note	57,064,000.00	56,888,643.63	17.41
Certificate of Deposit	3,000,000.00	3,079,836.00	0.94
Bank Note	3,000,000.00	3,093,723.00	0.95
Asset-Backed Security	6,438,356.18	6,528,722.99	2.00
Managed Account Sub-Total	331,671,851.49	326,725,788.06	100.00%
Accrued Interest		1,572,600.34	
Total Portfolio	331,671,851.49	328,298,388.40	

Unsettled Trades **0.00** **0.00**

Maturity Distribution



Sector Allocation



Characteristics

Yield to Maturity at Cost	2.98%
Yield to Maturity at Market	3.87%
Weighted Average Days to Maturity	1204

Managed Account Issuer Summary

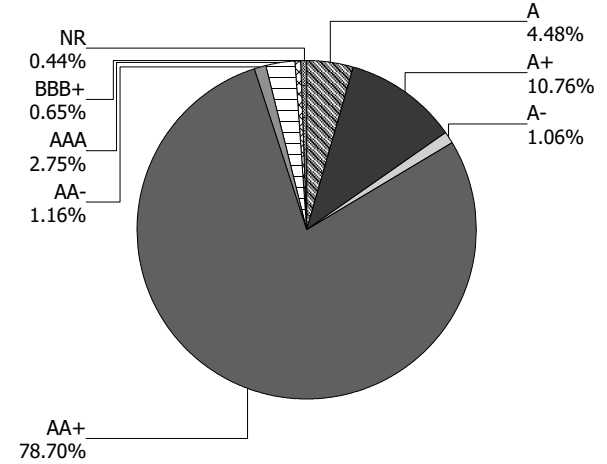
For the Month Ending **September 30, 2024**

CALIFORNIA JOINT POWERS INSURANCE AUTH

Issuer Summary

Issuer	Market Value of Holdings	Percent
Adobe Inc	2,457,004.90	0.75
BA Credit Card Trust	1,127,113.26	0.34
Bank of America Corp	4,566,724.39	1.40
Bank of New York Mellon Corp	4,751,684.88	1.45
BlackRock Inc	298,115.65	0.09
Bristol-Myers Squibb Co	2,305,479.46	0.71
CarMax Inc	61,263.18	0.02
Citigroup Inc	5,421,775.41	1.66
Cooperatieve Rabobank UA	3,079,836.00	0.94
Deere & Co	2,287,317.54	0.70
Eli Lilly & Co	2,421,633.60	0.74
Federal Farm Credit Banks Funding Corp	1,835,536.80	0.56
Federal Home Loan Banks	5,011,205.53	1.53
Federal Home Loan Mortgage Corp	65,012,961.62	19.90
Federal National Mortgage Association	34,924,984.29	10.69
GM Financial Consumer Automobile Receiv	298,722.90	0.09
Goldman Sachs Group Inc	2,116,644.90	0.65
Home Depot Inc	3,064,965.77	0.94
Hyundai Auto Receivables Trust	815,929.13	0.25
Johnson & Johnson	3,872,016.00	1.19
JPMorgan Chase & Co	7,749,740.86	2.37
Mastercard Inc	2,394,037.50	0.73
Morgan Stanley	3,093,723.00	0.95
Novartis AG	3,493,792.51	1.07
PACCAR Inc	2,369,440.10	0.73
PepsiCo Inc	1,579,028.41	0.48
Salesforce Inc	2,519,418.00	0.77
State Street Corp	1,801,625.59	0.55
Target Corp	427,386.01	0.13
Toyota Auto Receivables Owner Trust	682,848.17	0.21
Toyota Motor Corp	2,540,232.50	0.78
United States Treasury	150,350,174.20	46.02

Credit Quality (S&P Ratings)



Managed Account Issuer Summary

For the Month Ending **September 30, 2024**

CALIFORNIA JOINT POWERS INSURANCE AUTH

Issuer	Market Value of Holdings	Percent
UnitedHealth Group Inc	1,993,426.00	0.61
Total	\$326,725,788.06	100.00%

Managed Account Detail of Securities Held

For the Month Ending **September 30, 2024**

CALIFORNIA JOINT POWERS INSURANCE AUTH

Security Type/Description	CUSIP	Par	S&P Rating	Moody's Rating	Trade Date	Settle Date	Original Cost	YTM at Cost	Accrued Interest	Amortized Cost	Market Value
U.S. Treasury Bond / Note											
US TREASURY N/B DTD 07/02/2018 2.750% 06/30/2025	912828XZ8	1,000,000.00	AA+	Aaa	07/24/19	07/25/19	1,048,945.31	1.87	6,949.73	1,006,143.57	990,371.00
US TREASURY N/B DTD 07/31/2018 2.875% 07/31/2025	912828Y79	1,185,000.00	AA+	Aaa	06/12/24	06/13/24	1,157,735.74	4.99	5,739.84	1,164,835.33	1,173,733.02
US TREASURY N/B DTD 08/31/2020 0.250% 08/31/2025	91282CAJ0	4,375,000.00	AA+	Aaa	08/02/21	08/06/21	4,326,123.05	0.53	936.64	4,364,014.20	4,227,378.75
US TREASURY N/B DTD 09/30/2020 0.250% 09/30/2025	91282CAM3	1,675,000.00	AA+	Aaa	09/21/21	09/22/21	1,646,407.23	0.68	11.50	1,667,915.07	1,614,490.63
US TREASURY N/B DTD 09/30/2020 0.250% 09/30/2025	91282CAM3	3,100,000.00	AA+	Aaa	09/27/21	09/28/21	3,031,824.22	0.81	21.29	3,083,037.60	2,988,012.50
US TREASURY N/B DTD 09/30/2020 0.250% 09/30/2025	91282CAM3	4,000,000.00	AA+	Aaa	09/03/21	09/09/21	3,937,812.50	0.64	27.47	3,984,725.88	3,855,500.00
US TREASURY N/B DTD 11/02/2020 0.250% 10/31/2025	91282CAT8	1,795,000.00	AA+	Aaa	10/04/21	10/06/21	1,756,996.48	0.78	1,877.92	1,784,898.12	1,725,583.76
US TREASURY N/B DTD 11/16/2015 2.250% 11/15/2025	912828M56	2,000,000.00	AA+	Aaa	01/30/19	01/31/19	1,951,484.38	2.64	16,997.28	1,991,979.27	1,964,218.00
US TREASURY N/B DTD 11/30/2020 0.375% 11/30/2025	91282CAZ4	2,110,000.00	AA+	Aaa	11/02/21	11/03/21	2,054,777.34	1.03	2,659.12	2,094,227.40	2,026,342.72
US TREASURY N/B DTD 12/31/2020 0.375% 12/31/2025	91282CBC4	1,425,000.00	AA+	Aaa	05/06/21	05/07/21	1,402,066.41	0.73	1,350.46	1,418,844.78	1,365,216.98
US TREASURY N/B DTD 12/31/2020 0.375% 12/31/2025	91282CBC4	2,750,000.00	AA+	Aaa	01/06/21	01/07/21	2,741,943.36	0.43	2,606.15	2,747,980.30	2,634,629.25
US TREASURY N/B DTD 12/31/2020 0.375% 12/31/2025	91282CBC4	10,390,000.00	AA+	Aaa	07/16/21	07/19/21	10,237,802.73	0.71	9,846.50	10,347,317.37	9,954,108.33
US TREASURY N/B DTD 01/31/2019 2.625% 01/31/2026	9128286A3	1,375,000.00	AA+	Aaa	02/01/21	02/03/21	1,524,799.80	0.42	6,081.01	1,415,017.83	1,354,160.50
US TREASURY N/B DTD 02/01/2021 0.375% 01/31/2026	91282CBH3	1,400,000.00	AA+	Aaa	05/02/22	05/03/22	1,270,281.25	3.01	884.51	1,353,854.62	1,338,038.80

Managed Account Detail of Securities Held

For the Month Ending **September 30, 2024**

CALIFORNIA JOINT POWERS INSURANCE AUTH

Security Type/Description Dated Date/Coupon/Maturity	CUSIP	Par	S&P Rating	Moody's Rating	Trade Date	Settle Date	Original Cost	YTM at Cost	Accrued Interest	Amortized Cost	Market Value
U.S. Treasury Bond / Note											
US TREASURY N/B DTD 01/31/2019 2.625% 01/31/2026	9128286A3	2,000,000.00	AA+	Aaa	08/20/19	08/21/19	2,138,750.00	1.49	8,845.11	2,028,692.68	1,969,688.00
US TREASURY N/B DTD 02/01/2021 0.375% 01/31/2026	91282CBH3	3,300,000.00	AA+	Aaa	05/19/21	05/20/21	3,232,453.13	0.82	2,084.92	3,280,841.39	3,153,948.60
US TREASURY N/B DTD 02/01/2021 0.375% 01/31/2026	91282CBH3	3,350,000.00	AA+	Aaa	02/26/21	02/26/21	3,280,644.53	0.80	2,116.51	3,331,235.49	3,201,735.70
US TREASURY N/B DTD 02/01/2021 0.375% 01/31/2026	91282CBH3	5,500,000.00	AA+	Aaa	07/02/21	07/07/21	5,394,296.88	0.80	3,474.86	5,469,156.73	5,256,581.00
US TREASURY N/B DTD 02/16/2016 1.625% 02/15/2026	912828P46	1,000,000.00	AA+	Aaa	03/06/19	03/08/19	937,226.56	2.62	2,075.41	987,574.03	971,055.00
US TREASURY N/B DTD 03/01/2021 0.500% 02/28/2026	91282CBO3	1,665,000.00	AA+	Aaa	09/21/21	09/22/21	1,646,333.79	0.76	712.91	1,659,065.99	1,590,269.81
US TREASURY N/B DTD 03/01/2021 0.500% 02/28/2026	91282CBO3	2,000,000.00	AA+	Aaa	03/12/21	03/12/21	1,966,718.75	0.84	856.35	1,990,551.35	1,910,234.00
US TREASURY N/B DTD 03/01/2021 0.500% 02/28/2026	91282CBO3	3,000,000.00	AA+	Aaa	12/03/21	12/07/21	2,919,140.63	1.15	1,284.53	2,973,029.42	2,865,351.00
US TREASURY N/B DTD 04/01/2019 2.250% 03/31/2026	9128286L9	545,000.00	AA+	Aaa	03/02/20	03/04/20	587,088.48	0.94	33.69	555,360.83	533,056.87
US TREASURY N/B DTD 05/16/2016 1.625% 05/15/2026	912828R36	1,045,000.00	AA+	Aaa	07/24/19	07/25/19	1,025,161.33	1.92	6,414.11	1,040,283.73	1,010,588.15
US TREASURY N/B DTD 05/31/2019 2.125% 05/31/2026	9128286X3	1,000,000.00	AA+	Aaa	06/03/19	06/05/19	1,008,945.31	1.99	7,141.39	1,002,127.67	974,492.00
US TREASURY N/B DTD 06/01/2021 0.750% 05/31/2026	91282CCF6	1,455,000.00	AA+	Aaa	06/23/21	06/25/21	1,446,701.95	0.87	3,667.32	1,452,203.27	1,385,774.01
US TREASURY N/B DTD 06/01/2021 0.750% 05/31/2026	91282CCF6	3,340,000.00	AA+	Aaa	06/06/22	06/08/22	3,061,057.81	2.99	8,418.44	3,223,470.12	3,181,089.48
US TREASURY N/B DTD 06/01/2021 0.750% 05/31/2026	91282CCF6	4,175,000.00	AA+	Aaa	06/01/21	06/01/21	4,161,790.04	0.81	10,523.05	4,170,606.33	3,976,361.85

Managed Account Detail of Securities Held

For the Month Ending **September 30, 2024**

CALIFORNIA JOINT POWERS INSURANCE AUTH

Security Type/Description Dated Date/Coupon/Maturity	CUSIP	Par	S&P Rating	Moody's Rating	Trade Date	Settle Date	Original Cost	YTM at Cost	Accrued Interest	Amortized Cost	Market Value
U.S. Treasury Bond / Note											
US TREASURY N/B DTD 08/02/2021 0.625% 07/31/2026	91282CCP4	1,665,000.00	AA+	Aaa	09/21/21	09/22/21	1,649,520.70	0.82	1,753.23	1,659,167.98	1,575,506.25
US TREASURY N/B DTD 09/30/2019 1.625% 09/30/2026	912828YG9	3,035,000.00	AA+	Aaa	01/05/21	01/06/21	3,235,950.19	0.45	135.49	3,104,991.73	2,918,103.94
US TREASURY N/B DTD 09/30/2021 0.875% 09/30/2026	91282CCZ2	4,660,000.00	AA+	Aaa	04/05/22	04/07/22	4,290,658.59	2.77	112.02	4,495,522.37	4,413,346.20
US TREASURY N/B DTD 03/31/2020 0.625% 03/31/2027	912828ZE3	865,000.00	AA+	Aaa	02/26/21	02/26/21	845,909.18	1.00	14.85	857,179.97	803,976.85
US TREASURY N/B DTD 04/30/2020 0.500% 04/30/2027	912828ZN3	3,985,000.00	AA+	Aaa	08/03/22	08/05/22	3,561,593.75	2.92	8,338.18	3,754,563.17	3,683,323.55
US TREASURY N/B DTD 05/15/2017 2.375% 05/15/2027	912828X88	780,000.00	AA+	Aaa	11/29/22	11/30/22	728,477.34	4.01	6,997.21	749,726.08	756,112.50
US TREASURY N/B DTD 08/15/2017 2.250% 08/15/2027	9128282R0	105,000.00	AA+	Aaa	01/04/22	01/06/22	109,499.41	1.45	301.73	107,303.56	101,181.47
US TREASURY N/B DTD 08/15/2017 2.250% 08/15/2027	9128282R0	680,000.00	AA+	Aaa	08/29/22	08/31/22	647,487.50	3.30	1,954.08	661,175.08	655,270.44
US TREASURY N/B DTD 08/15/2017 2.250% 08/15/2027	9128282R0	5,240,000.00	AA+	Aaa	09/01/22	09/06/22	4,967,970.31	3.40	15,057.88	5,081,969.45	5,049,436.92
US TREASURY N/B DTD 11/02/2020 0.500% 10/31/2027	91282CAU5	1,435,000.00	AA+	Aaa	09/22/21	09/23/21	1,392,006.05	1.01	3,002.58	1,413,300.50	1,306,578.98
US TREASURY N/B DTD 12/31/2020 0.625% 12/31/2027	91282CBB6	2,000,000.00	AA+	Aaa	01/05/21	01/06/21	1,995,078.13	0.66	3,158.97	1,997,710.85	1,820,156.00
US TREASURY N/B DTD 05/01/2023 3.500% 04/30/2028	91282CHA2	3,130,000.00	AA+	Aaa	05/01/23	05/01/23	3,117,895.71	3.59	45,844.29	3,121,336.08	3,120,829.10
US TREASURY N/B DTD 05/15/2018 2.875% 05/15/2028	9128284N7	950,000.00	AA+	Aaa	07/24/19	07/25/19	1,015,609.38	2.02	10,316.41	976,961.64	926,806.70
US TREASURY N/B DTD 05/15/2018 2.875% 05/15/2028	9128284N7	1,000,000.00	AA+	Aaa	06/03/19	06/05/19	1,064,765.63	2.08	10,859.38	1,026,207.58	975,586.00

Managed Account Detail of Securities Held

For the Month Ending **September 30, 2024**

CALIFORNIA JOINT POWERS INSURANCE AUTH

Security Type/Description Dated Date/Coupon/Maturity	CUSIP	Par	S&P Rating	Moody's Rating	Trade Date	Settle Date	Original Cost	YTM at Cost	Accrued Interest	Amortized Cost	Market Value
U.S. Treasury Bond / Note											
US TREASURY N/B DTD 08/15/2018 2.875% 08/15/2028	9128284V9	1,000,000.00	AA+	Aaa	08/20/19	08/21/19	1,111,171.88	1.54	3,671.88	1,047,896.72	974,023.00
US TREASURY N/B DTD 11/16/1998 5.250% 11/15/2028	912810FF0	1,040,000.00	AA+	Aaa	12/06/22	12/08/22	1,118,325.00	3.82	20,623.37	1,094,383.33	1,107,031.12
US TREASURY N/B DTD 02/15/2019 2.625% 02/15/2029	9128286B1	1,000,000.00	AA+	Aaa	08/20/19	08/21/19	1,094,296.88	1.55	3,352.58	1,043,475.60	960,977.00
US TREASURY N/B DTD 05/15/2019 2.375% 05/15/2029	9128286T2	535,000.00	AA+	Aaa	03/02/20	03/04/20	596,211.52	1.07	4,799.37	565,742.43	507,456.06
US TREASURY N/B DTD 05/15/2019 2.375% 05/15/2029	9128286T2	990,000.00	AA+	Aaa	07/24/19	07/25/19	1,018,114.45	2.05	8,881.08	1,003,240.95	939,030.84
US TREASURY N/B DTD 05/15/2019 2.375% 05/15/2029	9128286T2	1,000,000.00	AA+	Aaa	06/03/19	06/05/19	1,024,335.94	2.10	8,970.79	1,011,303.62	948,516.00
US TREASURY N/B DTD 10/31/2022 4.000% 10/31/2029	91282CFT3	985,000.00	AA+	Aaa	11/01/22	11/03/22	974,996.09	4.17	16,488.04	977,730.13	1,002,622.64
US TREASURY N/B DTD 10/31/2022 4.000% 10/31/2029	91282CFT3	1,090,000.00	AA+	Aaa	12/06/22	12/08/22	1,110,139.45	3.69	18,245.65	1,104,838.75	1,109,501.19
US TREASURY N/B DTD 01/03/2023 3.875% 12/31/2029	91282CGB1	2,850,000.00	AA+	Aaa	01/04/23	01/06/23	2,862,357.42	3.80	27,909.48	2,859,286.23	2,885,180.40
US TREASURY N/B DTD 02/28/2023 4.000% 02/28/2030	91282CGO8	2,510,000.00	AA+	Aaa	08/16/23	08/17/23	2,464,702.34	4.32	8,597.79	2,472,501.81	2,556,279.38
US TREASURY N/B DTD 05/31/2023 3.750% 05/31/2030	91282CHF1	595,000.00	AA+	Aaa	07/24/23	07/25/23	586,028.52	4.00	7,498.46	587,584.72	598,486.11
US TREASURY N/B DTD 11/16/2020 0.875% 11/15/2030	91282CAV3	2,000,000.00	AA+	Aaa	01/05/21	01/06/21	1,986,718.75	0.95	6,610.05	1,991,750.87	1,700,782.00
US TREASURY N/B DTD 11/30/2023 4.375% 11/30/2030	91282CJM4	840,000.00	AA+	Aaa	12/07/23	12/08/23	851,353.13	4.15	12,350.41	850,189.61	873,140.52
US TREASURY N/B DTD 02/15/2001 5.375% 02/15/2031	912810FP8	980,000.00	AA+	Aaa	12/06/22	12/08/22	1,099,552.34	3.64	6,727.51	1,073,051.77	1,078,841.82

Managed Account Detail of Securities Held

For the Month Ending **September 30, 2024**

CALIFORNIA JOINT POWERS INSURANCE AUTH

Security Type/Description Dated Date/Coupon/Maturity	CUSIP	Par	S&P Rating	Moody's Rating	Trade Date	Settle Date	Original Cost	YTM at Cost	Accrued Interest	Amortized Cost	Market Value
U.S. Treasury Bond / Note											
US TREASURY N/B DTD 02/15/2001 5.375% 02/15/2031	912810FP8	2,345,000.00	AA+	Aaa	08/16/23	08/17/23	2,517,394.14	4.22	16,097.98	2,491,525.58	2,581,514.36
US TREASURY N/B DTD 07/01/2024 4.250% 06/30/2031	91282CKW0	1,865,000.00	AA+	Aaa	07/01/24	07/02/24	1,842,634.57	4.45	20,031.01	1,843,318.30	1,929,327.58
US TREASURY N/B DTD 07/31/2024 4.125% 07/31/2031	91282CLD1	3,525,000.00	AA+	Aaa	08/01/24	08/02/24	3,577,599.61	3.88	24,497.79	3,576,533.94	3,620,837.70
US TREASURY N/B DTD 11/15/2021 1.375% 11/15/2031	91282CDJ7	600,000.00	AA+	Aaa	01/30/23	01/31/23	503,812.50	3.51	3,116.17	522,061.16	513,398.40
US TREASURY N/B DTD 05/16/2022 2.875% 05/15/2032	91282CEP2	1,900,000.00	AA+	Aaa	10/02/23	10/02/23	1,656,339.84	4.70	20,632.81	1,684,591.41	1,794,460.70
US TREASURY N/B DTD 05/16/2022 2.875% 05/15/2032	91282CEP2	2,050,000.00	AA+	Aaa	07/01/24	07/02/24	1,833,628.91	4.48	22,261.72	1,839,352.64	1,936,128.65
US TREASURY N/B DTD 08/15/2022 2.750% 08/15/2032	91282CFF3	3,065,000.00	AA+	Aaa	01/04/23	01/06/23	2,829,497.85	3.71	10,764.98	2,872,047.97	2,860,987.47
US TREASURY N/B DTD 11/15/2022 4.125% 11/15/2032	91282CFV8	855,000.00	AA+	Aaa	12/07/23	12/08/23	853,897.85	4.14	13,321.62	853,998.44	878,679.22
US TREASURY N/B DTD 11/15/2022 4.125% 11/15/2032	91282CFV8	2,505,000.00	AA+	Aaa	08/16/23	08/17/23	2,484,059.77	4.23	39,030.01	2,486,607.56	2,574,375.97
US TREASURY N/B DTD 02/15/2023 3.500% 02/15/2033	91282CGM7	1,835,000.00	AA+	Aaa	10/02/23	10/02/23	1,672,932.23	4.67	8,202.65	1,690,208.73	1,801,382.80
US TREASURY N/B DTD 05/15/2023 3.375% 05/15/2033	91282CHC8	1,140,000.00	AA+	Aaa	08/01/23	08/01/23	1,079,660.16	4.03	14,532.68	1,086,867.18	1,107,358.38
US TREASURY N/B DTD 05/15/2023 3.375% 05/15/2033	91282CHC8	2,000,000.00	AA+	Aaa	07/01/24	07/02/24	1,838,359.38	4.49	25,495.92	1,842,059.63	1,942,734.00
US TREASURY N/B DTD 08/15/2023 3.875% 08/15/2033	91282CHT1	735,000.00	AA+	Aaa	08/30/23	08/31/23	720,587.11	4.12	3,637.55	722,160.36	740,196.45
US TREASURY N/B DTD 08/15/2023 3.875% 08/15/2033	91282CHT1	2,890,000.00	AA+	Aaa	09/04/24	09/05/24	2,914,723.05	3.76	14,302.75	2,914,569.99	2,910,432.30

Managed Account Detail of Securities Held

For the Month Ending **September 30, 2024**

CALIFORNIA JOINT POWERS INSURANCE AUTH

Security Type/Description Dated Date/Coupon/Maturity	CUSIP	Par	S&P Rating	Moody's Rating	Trade Date	Settle Date	Original Cost	YTM at Cost	Accrued Interest	Amortized Cost	Market Value
U.S. Treasury Bond / Note											
US TREASURY N/B DTD 11/15/2023 4.500% 11/15/2033	91282CJJ1	825,000.00	AA+	Aaa	12/07/23	12/08/23	850,330.08	4.12	14,022.76	848,617.76	870,278.48
US TREASURY N/B DTD 11/15/2023 4.500% 11/15/2033	91282CJJ1	1,435,000.00	AA+	Aaa	01/03/24	01/05/24	1,502,882.23	3.92	24,391.10	1,498,660.35	1,513,757.11
US TREASURY N/B DTD 02/15/2024 4.000% 02/15/2034	91282CJZ5	1,365,000.00	AA+	Aaa	04/09/24	04/11/24	1,325,276.37	4.37	6,973.37	1,326,830.47	1,386,968.31
US TREASURY N/B DTD 05/15/2024 4.375% 05/15/2034	91282CKQ3	1,845,000.00	AA+	Aaa	07/01/24	07/02/24	1,829,360.74	4.48	30,488.88	1,829,679.31	1,930,043.43
US TREASURY N/B DTD 08/15/2024 3.875% 08/15/2034	91282CLF6	2,900,000.00	AA+	Aaa	09/04/24	09/05/24	2,922,089.84	3.78	14,352.24	2,921,975.36	2,917,220.20

Security Type Sub-Total **154,580,000.00** **152,171,100.80** **2.30** **702,364.77** **153,130,749.09** **150,350,174.20**

Federal Agency Commercial Mortgage-Backed Security											
FHMS K061 A2 DTD 01/01/2017 3.347% 11/01/2026	3137BTUM1	2,109,188.14	AA+	Aaa	05/19/23	05/24/23	2,044,264.70	4.29	5,882.88	2,069,338.22	2,077,202.30
FHMS K064 A2 DTD 05/01/2017 3.224% 03/01/2027	3137BXOY1	3,100,000.00	AA+	Aaa	08/16/23	08/18/23	2,924,171.88	4.94	8,328.67	2,978,804.67	3,048,071.90
FHMS K065 A2 DTD 07/01/2017 3.243% 04/01/2027	3137F1G44	1,760,000.00	AA+	Aaa	08/16/23	08/18/23	1,659,418.75	4.93	4,756.40	1,689,964.52	1,727,695.20
FHMS K066 A2 DTD 08/01/2017 3.117% 06/01/2027	3137F2LJ3	2,735,000.00	AA+	Aaa	08/17/23	08/22/23	2,557,652.34	4.97	7,104.16	2,608,817.71	2,675,226.58
FHMS K507 A1 DTD 09/01/2023 4.800% 04/01/2028	3137HAMR4	2,811,423.57	AA+	Aaa	09/20/23	09/28/23	2,767,303.91	5.19	11,245.69	2,775,541.17	2,867,632.36
FHMS K506 A1 DTD 09/01/2023 4.650% 05/01/2028	3137HAMG8	1,485,186.28	AA+	Aaa	09/07/23	09/14/23	1,462,975.34	5.01	5,755.10	1,467,468.95	1,513,617.20
FHMS KJ46 A1 DTD 07/01/2023 4.777% 06/01/2028	3137HAD45	2,311,193.73	AA+	Aaa	07/19/23	07/27/23	2,311,135.95	4.78	9,200.48	2,311,149.80	2,347,451.73
FHMS K505 A2 DTD 07/01/2023 4.819% 06/01/2028	3137HACX2	3,000,000.00	AA+	Aaa	07/13/23	07/20/23	3,029,964.00	4.59	12,047.50	3,022,688.23	3,077,295.00

Managed Account Detail of Securities Held

For the Month Ending **September 30, 2024**

CALIFORNIA JOINT POWERS INSURANCE AUTH

Security Type/Description	CUSIP	Par	S&P Rating	Moody's Rating	Trade Date	Settle Date	Original Cost	YTM at Cost	Accrued Interest	Amortized Cost	Market Value
Dated Date/Coupon/Maturity											
Federal Agency Commercial Mortgage-Backed Security											
FNA 2023-M6 A2 DTD 07/01/2023 4.190% 07/01/2028	3136BODE6	2,771,116.67	AA+	Aaa	07/18/23	07/31/23	2,724,137.59	4.58	9,675.82	2,735,136.03	2,781,203.54
FHMS KJ47 A1 DTD 09/01/2023 5.272% 08/01/2028	3137HAMN3	1,671,386.92	AA+	Aaa	09/19/23	09/28/23	1,671,378.56	5.27	7,342.96	1,671,381.01	1,720,858.30
FHMS K506 A2 DTD 09/01/2023 4.650% 08/01/2028	3137HAMH6	3,000,000.00	AA+	Aaa	09/07/23	09/14/23	2,955,621.00	4.99	11,625.00	2,964,097.23	3,062,289.00
FHMS K508 A2 DTD 10/01/2023 4.740% 08/01/2028	3137HAQ74	3,150,000.00	AA+	Aaa	10/11/23	10/19/23	3,080,901.60	5.25	12,442.50	3,093,050.74	3,229,175.25
FHMS K509 A2 DTD 10/01/2023 4.850% 09/01/2028	3137HAST4	2,365,000.00	AA+	Aaa	10/25/23	10/31/23	2,289,596.71	5.60	9,558.54	2,301,191.83	2,431,756.86
FHMS K507 A2 DTD 09/01/2023 4.800% 09/01/2028	3137HAMS2	3,000,000.00	AA+	Aaa	09/20/23	09/28/23	2,964,141.00	5.07	12,000.00	2,970,212.27	3,077,178.00
FHMS K510 A2 DTD 11/01/2023 5.069% 10/01/2028	3137HB3D4	1,200,000.00	AA+	Aaa	11/14/23	11/21/23	1,196,530.80	5.14	5,069.00	1,197,074.92	1,243,209.60
FHMS K511 A2 DTD 12/01/2023 4.860% 10/01/2028	3137HB3G7	1,745,000.00	AA+	Aaa	11/28/23	12/07/23	1,739,986.62	4.93	7,067.25	1,740,741.45	1,795,212.38
FHMS K512 A2 DTD 12/01/2023 5.000% 11/01/2028	3137HBCF9	1,580,000.00	AA+	Aaa	12/11/23	12/21/23	1,594,754.04	4.79	6,583.33	1,592,659.79	1,633,816.38
FHMS K513 A2 DTD 01/01/2024 4.724% 12/01/2028	3137HBFY5	1,790,000.00	AA+	Aaa	01/10/24	01/18/24	1,807,880.31	4.50	7,046.63	1,805,581.28	1,834,318.61
FHMS K514 A2 DTD 02/01/2024 4.572% 12/01/2028	3137HBLV4	1,800,000.00	AA+	Aaa	02/01/24	02/08/24	1,817,998.20	4.34	6,858.00	1,815,837.35	1,833,843.60
FHMS K518 A2 DTD 03/01/2024 5.400% 01/01/2029	3137HC2L5	2,170,000.00	AA+	Aaa	03/19/24	03/28/24	2,222,394.65	4.83	9,765.00	2,218,188.55	2,282,041.44
FHMS K517 A2 DTD 03/01/2024 5.355% 01/01/2029	3137HC2C5	2,685,000.00	AA+	Aaa	03/05/24	03/14/24	2,765,512.41	4.67	11,981.81	2,757,378.70	2,815,168.80
FHMS K515 A2 DTD 02/01/2024 5.400% 01/01/2029	3137HBPD0	3,050,000.00	AA+	Aaa	02/14/24	02/22/24	3,132,167.00	4.79	13,725.00	3,123,072.41	3,203,887.75

Managed Account Detail of Securities Held

For the Month Ending **September 30, 2024**

CALIFORNIA JOINT POWERS INSURANCE AUTH

Security Type/Description Dated Date/Coupon/Maturity	CUSIP	Par	S&P Rating	Moody's Rating	Trade Date	Settle Date	Original Cost	YTM at Cost	Accrued Interest	Amortized Cost	Market Value
Federal Agency Commercial Mortgage-Backed Security											
FHMS K520 A2 DTD 04/01/2024 5.180% 03/01/2029	3137HCKV3	1,700,000.00	AA+	Aaa	04/23/24	04/30/24	1,706,900.30	5.09	7,338.33	1,706,476.90	1,774,274.70
FHMS K524 A2 DTD 07/01/2024 4.720% 05/01/2029	3137HDV56	2,645,000.00	AA+	Aaa	07/16/24	07/25/24	2,661,242.94	4.58	10,403.67	2,660,944.04	2,716,142.57
FHMS K522 A2 DTD 06/01/2024 4.803% 05/01/2029	3137HDJJ0	3,200,000.00	AA+	Aaa	06/05/24	06/13/24	3,199,990.40	4.80	12,808.00	3,200,000.00	3,294,556.80
FHMS K528 A2 DTD 09/01/2024 4.508% 07/01/2029	3137HFNZ4	1,125,000.00	AA+	Aaa	09/04/24	09/12/24	1,147,477.50	4.06	4,226.25	1,147,259.43	1,147,205.25
Security Type Sub-Total		59,959,495.31					59,435,498.50	4.86	229,837.97	59,624,057.20	61,210,331.10

Federal Agency Bond / Note											
FANNIE MAE DTD 06/19/2020 0.500% 06/17/2025	3135G04Z3	15,000.00	AA+	Aaa	07/28/20	07/29/20	15,030.15	0.46	21.67	15,004.39	14,615.45
FANNIE MAE DTD 06/19/2020 0.500% 06/17/2025	3135G04Z3	2,500,000.00	AA+	Aaa	09/02/20	09/03/20	2,510,400.00	0.41	3,611.11	2,501,544.32	2,435,907.50
FANNIE MAE DTD 06/19/2020 0.500% 06/17/2025	3135G04Z3	3,990,000.00	AA+	Aaa	08/12/20	08/13/20	3,999,336.60	0.00	5,763.33	3,991,370.51	3,887,708.37
FREDDIE MAC DTD 07/23/2020 0.375% 07/21/2025	3137EAEU9	2,420,000.00	AA+	Aaa	07/21/20	07/23/20	2,407,948.40	0.48	1,764.58	2,418,056.19	2,350,502.44
FANNIE MAE DTD 08/27/2020 0.375% 08/25/2025	3135G05X7	1,130,000.00	AA+	Aaa	10/15/20	10/16/20	1,126,485.70	0.44	423.75	1,129,348.98	1,093,402.69
FANNIE MAE DTD 08/27/2020 0.375% 08/25/2025	3135G05X7	2,800,000.00	AA+	Aaa	08/25/20	08/27/20	2,786,896.00	0.47	1,050.00	2,797,638.66	2,709,316.40
FANNIE MAE DTD 08/27/2020 0.375% 08/25/2025	3135G05X7	5,185,000.00	AA+	Aaa	10/22/20	10/23/20	5,155,964.00	0.49	1,944.38	5,179,599.50	5,017,073.41
FANNIE MAE (CALLABLE) DTD 08/26/2020 0.600% 08/26/2025	3136G4U92	5,000,000.00	AA+	Aaa	09/02/20	09/02/20	5,002,500.00	0.59	2,916.67	5,000,000.00	4,837,685.00
FREDDIE MAC DTD 09/25/2020 0.375% 09/23/2025	3137EAEX3	4,385,000.00	AA+	Aaa	09/23/20	09/25/20	4,371,801.15	0.44	365.42	4,382,416.02	4,233,331.62

Managed Account Detail of Securities Held

For the Month Ending **September 30, 2024**

CALIFORNIA JOINT POWERS INSURANCE AUTH

Security Type/Description Dated Date/Coupon/Maturity	CUSIP	Par	S&P Rating	Moody's Rating	Trade Date	Settle Date	Original Cost	YTM at Cost	Accrued Interest	Amortized Cost	Market Value
Federal Agency Bond / Note											
FEDERAL FARM CREDIT BANK (CALLABLE) DTD 09/29/2020 0.530% 09/29/2025	3133EMBH4	1,900,000.00	AA+	Aaa	10/07/20	10/09/20	1,896,675.00	0.57	55.94	1,899,335.00	1,835,536.80
FANNIE MAE DTD 11/12/2020 0.500% 11/07/2025	3135G06G3	4,830,000.00	AA+	Aaa	11/19/20	11/24/20	4,828,164.60	0.51	9,660.00	4,829,592.36	4,647,875.19
FANNIE MAE DTD 04/26/2016 2.125% 04/24/2026	3135G0K36	3,050,000.00	AA+	Aaa	04/25/16	04/26/16	3,026,149.00	2.21	28,265.45	3,046,267.89	2,979,825.60
FEDERAL HOME LOAN BANK DTD 11/16/2018 3.250% 11/16/2028	3130AFFX0	1,000,000.00	AA+	Aaa	03/06/19	03/08/19	1,025,300.00	2.95	12,187.50	1,010,771.36	986,000.00
FEDERAL HOME LOAN BANK DTD 11/16/2018 3.250% 11/16/2028	3130AFFX0	3,000,000.00	AA+	Aaa	01/07/19	01/09/19	3,065,400.00	2.99	36,562.50	3,027,380.60	2,958,000.00
FANNIE MAE DTD 08/05/2020 0.875% 08/05/2030	3135G05Q2	2,500,000.00	AA+	Aaa	09/02/20	09/03/20	2,471,875.00	0.99	3,402.78	2,483,433.65	2,128,235.00
FANNIE MAE DTD 08/05/2020 0.875% 08/05/2030	3135G05Q2	2,810,000.00	AA+	Aaa	08/05/20	08/06/20	2,795,163.20	0.93	3,824.72	2,801,326.31	2,392,136.14
FEDERAL HOME LOAN BANK DTD 08/25/2022 3.375% 09/10/2032	3130AT4C8	1,115,000.00	AA+	Aaa	11/03/22	11/04/22	983,864.85	4.89	2,195.16	1,009,270.90	1,067,205.53
Security Type Sub-Total		47,630,000.00					47,468,953.65	0.93	114,014.96	47,522,356.64	45,574,357.14

Corporate Note											
GOLDMAN SACHS GROUP INC (CALLABLE) DTD 05/22/2015 3.750% 05/22/2025	38148LAE6	2,130,000.00	BBB+	A2	02/12/21	02/17/21	2,379,593.40	0.94	28,621.88	2,154,354.79	2,116,644.90
UNITEDHEALTH GROUP INC DTD 07/23/2015 3.750% 07/15/2025	91324PCP5	2,000,000.00	A+	A2	09/11/20	09/15/20	2,290,820.00	0.69	15,833.33	2,047,467.17	1,993,426.00
JOHNSON & JOHNSON (CALLABLE) DTD 08/25/2020 0.550% 09/01/2025	478160CN2	4,000,000.00	AAA	Aaa	09/02/20	09/04/20	4,020,360.00	0.45	1,833.33	4,003,456.70	3,872,016.00
BRISTOL-MYERS SQUIBB CO (CALLABLE) DTD 11/13/2020 0.750% 11/13/2025	110122DN5	1,114,000.00	A	A2	06/17/21	06/21/21	1,102,904.56	0.98	3,202.75	1,111,180.55	1,072,808.74

Managed Account Detail of Securities Held

For the Month Ending **September 30, 2024**

CALIFORNIA JOINT POWERS INSURANCE AUTH

Security Type/Description	CUSIP	Par	S&P Rating	Moody's Rating	Trade Date	Settle Date	Original Cost	YTM at Cost	Accrued Interest	Amortized Cost	Market Value
Corporate Note											
BRISTOL-MYERS SQUIBB CO (CALLABLE) DTD 11/13/2020 0.750% 11/13/2025	110122DN5	1,280,000.00	A	A2	06/23/21	06/25/21	1,269,030.40	0.95	3,680.00	1,277,205.46	1,232,670.72
NOVARTIS CAPITAL CORP (CALLABLE) DTD 11/20/2015 3.000% 11/20/2025	66989HAJ7	3,535,000.00	AA-	Aa3	01/27/23	01/31/23	3,406,608.80	4.39	38,590.42	3,482,956.39	3,493,792.51
STATE STREET CORP (CALLABLE) DTD 02/07/2022 1.746% 02/06/2026	857477BR3	500,000.00	A	A1	02/02/22	02/07/22	500,000.00	1.75	1,333.75	500,000.00	494,112.00
JPMORGAN CHASE & CO (CALLABLE) DTD 03/13/2020 2.005% 03/13/2026	46647PBH8	1,085,000.00	A-	A1	04/01/22	04/05/22	1,044,855.00	3.01	1,087.71	1,070,221.66	1,070,522.85
BANK OF AMERICA CORP (CALLABLE) DTD 03/22/2022 3.384% 04/02/2026	06051GKM0	2,425,000.00	A-	A1	03/17/22	03/22/22	2,425,000.00	3.38	40,803.05	2,425,000.00	2,405,558.78
BANK OF AMERICA NA (CALLABLE) DTD 08/18/2023 5.526% 08/18/2026	06428CAA2	2,105,000.00	A+	Aa1	08/17/23	08/21/23	2,104,873.70	5.53	13,894.05	2,104,920.61	2,161,165.61
JP MORGAN CHASE BANK NA (CALLABLE) DTD 12/08/2023 5.110% 12/08/2026	48125LRU8	735,000.00	A+	Aa2	08/08/24	08/09/24	744,819.60	4.50	11,789.20	744,217.32	751,453.71
JP MORGAN CHASE BANK NA (CALLABLE) DTD 12/08/2023 5.110% 12/08/2026	48125LRU8	3,000,000.00	A+	Aa2	12/05/23	12/08/23	3,000,000.00	5.11	48,119.17	3,000,000.00	3,067,158.00
TARGET CORP (CALLABLE) DTD 01/24/2022 1.950% 01/15/2027	87612EBM7	445,000.00	A	A2	01/19/22	01/24/22	444,243.50	1.99	1,831.92	444,651.95	427,386.01
BANK OF NY MELLON CORP (CALLABLE) DTD 01/26/2022 2.050% 01/26/2027	06406RBA4	3,360,000.00	A	A1	01/26/22	01/28/22	3,370,819.20	1.98	12,436.67	3,364,919.49	3,216,504.48
HOME DEPOT INC (CALLABLE) DTD 09/14/2017 2.800% 09/14/2027	437076BT8	3,155,000.00	A	A2	01/25/23	01/27/23	2,977,026.45	4.15	4,171.61	3,041,511.17	3,064,965.77
BANK OF NY MELLON CORP (CALLABLE) DTD 02/07/2017 3.442% 02/07/2028	06406RAB3	1,560,000.00	A	A1	08/06/24	08/07/24	1,515,602.40	4.33	8,054.28	1,517,386.04	1,535,180.40
JOHN DEERE CAPITAL CORP DTD 07/14/2023 4.950% 07/14/2028	24422EXB0	1,010,000.00	A	A1	07/11/23	07/14/23	1,008,495.10	4.98	10,693.38	1,008,860.46	1,042,975.49
JOHN DEERE CAPITAL CORP DTD 07/14/2023 4.950% 07/14/2028	24422EXB0	1,205,000.00	A	A1	07/13/23	07/17/23	1,221,363.90	4.64	12,757.94	1,217,411.79	1,244,342.05

Managed Account Detail of Securities Held

For the Month Ending **September 30, 2024**

CALIFORNIA JOINT POWERS INSURANCE AUTH

Security Type/Description	CUSIP	Par	S&P Rating	Moody's Rating	Trade Date	Settle Date	Original Cost	YTM at Cost	Accrued Interest	Amortized Cost	Market Value
Corporate Note											
SALESFORCE INC (CALLABLE) DTD 07/12/2021 1.500% 07/15/2028	79466LAH7	2,750,000.00	A+	A1	08/05/24	08/06/24	2,475,385.00	4.28	8,708.33	2,485,254.06	2,519,418.00
PACCAR FINANCIAL CORP DTD 08/10/2023 4.950% 08/10/2028	69371RS64	2,290,000.00	A+	A1	08/18/23	08/22/23	2,284,870.40	5.00	16,058.63	2,286,015.09	2,369,440.10
CITIBANK NA (CALLABLE) DTD 09/29/2023 5.803% 09/29/2028	17325FBB3	1,480,000.00	A+	Aa3	05/01/24	05/03/24	1,508,623.20	5.30	477.14	1,506,180.74	1,565,739.36
CITIBANK NA (CALLABLE) DTD 09/29/2023 5.803% 09/29/2028	17325FBB3	3,000,000.00	A+	Aa3	09/26/23	09/29/23	3,000,000.00	5.80	967.17	3,000,000.00	3,173,796.00
STATE STREET CORP (CALLABLE) DTD 08/20/2024 4.530% 02/20/2029	857477CN1	1,295,000.00	A	A1	08/14/24	08/20/24	1,295,000.00	4.53	6,681.12	1,295,000.00	1,307,513.59
BLACKROCK FUNDING INC (CALLABLE) DTD 03/14/2024 4.700% 03/14/2029	09290DAA9	290,000.00	AA-	Aa3	03/05/24	03/14/24	289,475.10	4.74	643.64	289,527.77	298,115.65
ADOBE INC (CALLABLE) DTD 04/04/2024 4.800% 04/04/2029	00724PAF6	1,070,000.00	A+	A1	04/03/24	04/05/24	1,071,412.40	4.77	25,252.00	1,071,288.33	1,104,619.85
ADOBE INC (CALLABLE) DTD 04/04/2024 4.800% 04/04/2029	00724PAF6	1,310,000.00	A+	A1	04/01/24	04/04/24	1,308,048.10	4.83	30,916.00	1,308,220.24	1,352,385.05
MASTERCARD INC (CALLABLE) DTD 05/31/2019 2.950% 06/01/2029	57636OAM6	2,500,000.00	A+	Aa3	06/26/24	06/27/24	2,296,850.00	4.82	24,583.33	2,306,490.49	2,394,037.50
PEPSICO INC (CALLABLE) DTD 07/17/2024 4.500% 07/17/2029	713448FX1	1,535,000.00	A+	A1	07/15/24	07/17/24	1,532,620.75	4.53	14,198.75	1,532,715.27	1,579,028.41
TOYOTA MOTOR CREDIT CORP DTD 08/09/2024 4.550% 08/09/2029	89236TMK8	440,000.00	A+	A1	08/06/24	08/09/24	439,106.80	4.60	2,891.78	439,130.16	447,080.92
TOYOTA MOTOR CREDIT CORP DTD 08/09/2024 4.550% 08/09/2029	89236TMK8	960,000.00	A+	A1	08/07/24	08/09/24	958,896.00	4.58	6,309.33	958,928.57	975,449.28
TOYOTA MOTOR CREDIT CORP DTD 08/09/2024 4.550% 08/09/2029	89236TMK8	1,100,000.00	A+	A1	08/08/24	08/09/24	1,095,479.00	4.64	7,229.44	1,095,599.21	1,117,702.30
ELI LILLY & CO (CALLABLE) DTD 08/14/2024 4.200% 08/14/2029	532457CQ9	535,000.00	A+	A1	08/12/24	08/14/24	533,828.35	4.25	2,933.58	533,857.98	539,822.49

Managed Account Detail of Securities Held

For the Month Ending **September 30, 2024**

CALIFORNIA JOINT POWERS INSURANCE AUTH

Security Type/Description	Dated Date/Coupon/Maturity	CUSIP	Par	S&P Rating	Moody's Rating	Trade Date	Settle Date	Original Cost	YTM at Cost	Accrued Interest	Amortized Cost	Market Value
Corporate Note												
ELI LILLY & CO (CALLABLE)	DTD 08/14/2024 4.200% 08/14/2029	532457CQ9	1,865,000.00	A+	A1	08/13/24	08/14/24	1,867,722.90	4.17	10,226.42	1,867,662.30	1,881,811.11
Security Type Sub-Total			57,064,000.00					56,783,734.01	3.73	416,811.10	56,491,591.76	56,888,643.63
Certificate of Deposit												
COOPERAT RABOBANK UA/NY	DTD 07/20/2023 5.080% 07/17/2026	21684LGS5	3,000,000.00	A+	Aa2	07/17/23	07/20/23	3,000,000.00	5.08	31,326.67	3,000,000.00	3,079,836.00
Security Type Sub-Total			3,000,000.00					3,000,000.00	5.08	31,326.67	3,000,000.00	3,079,836.00
Bank Note												
MORGAN STANLEY BANK NA (CALLABLE)	DTD 05/30/2024 5.504% 05/26/2028	61690U8B9	1,020,000.00	A+	Aa3	05/28/24	05/30/24	1,020,000.00	5.50	18,869.55	1,020,000.00	1,051,865.82
MORGAN STANLEY BANK NA (CALLABLE)	DTD 05/30/2024 5.504% 05/26/2028	61690U8B9	1,980,000.00	A+	Aa3	05/30/24	05/31/24	1,984,177.80	5.45	36,629.12	1,983,481.45	2,041,857.18
Security Type Sub-Total			3,000,000.00					3,004,177.80	5.47	55,498.67	3,003,481.45	3,093,723.00
Asset-Backed Security												
TAOT 2021-C A3	DTD 09/27/2021 0.430% 01/15/2026	89239BAC5	224,290.72	AAA	Aaa	09/21/21	09/27/21	224,272.84	0.43	42.86	224,285.36	222,360.02
CARMX 2021-2 A3	DTD 04/21/2021 0.520% 02/17/2026	14314OAC8	61,493.79	AAA	NR	04/13/21	04/21/21	61,480.54	0.52	14.21	61,490.00	61,263.18
HART 2021-C A3	DTD 11/17/2021 0.740% 05/15/2026	44935FAD6	137,571.67	AAA	NR	11/09/21	11/17/21	137,540.97	0.75	45.25	137,560.59	136,303.12
CCCIT 2023-A1 A1	DTD 12/11/2023 5.230% 12/08/2027	17305EGW9	675,000.00	AAA	Aaa	12/04/23	12/11/23	674,915.36	5.23	11,081.06	674,931.51	682,240.05
TAOT 2023-D A3	DTD 11/14/2023 5.540% 08/15/2028	89239FAD4	450,000.00	AAA	NR	11/07/23	11/14/23	449,951.49	5.54	1,108.00	449,960.88	460,488.15
HART 2023-C A3	DTD 11/13/2023 5.540% 10/16/2028	44918CAD4	665,000.00	AAA	NR	11/03/23	11/13/23	664,912.55	5.54	1,637.38	664,927.91	679,626.01

Managed Account Detail of Securities Held

For the Month Ending **September 30, 2024**

CALIFORNIA JOINT POWERS INSURANCE AUTH

Security Type/Description Dated Date/Coupon/Maturity	CUSIP	Par	S&P Rating	Moody's Rating	Trade Date	Settle Date	Original Cost	YTM at Cost	Accrued Interest	Amortized Cost	Market Value
Asset-Backed Security											
BACCT 2023-A2 A2 DTD 12/14/2023 4.980% 11/15/2028	05522RDH8	1,105,000.00	NR	Aaa	12/07/23	12/14/23	1,104,851.60	4.98	2,445.73	1,104,876.70	1,127,113.26
GMCAR 2024-1 A3 DTD 01/17/2024 4.850% 12/18/2028	36268GAD7	295,000.00	NR	Aaa	01/09/24	01/17/24	294,940.68	4.85	596.15	294,948.38	298,722.90
CHAIT 2024-A1 A DTD 01/31/2024 4.600% 01/16/2029	161571HV9	2,825,000.00	AAA	NR	01/24/24	01/31/24	2,824,569.75	4.60	5,775.56	2,824,626.60	2,860,606.30
Security Type Sub-Total		6,438,356.18					6,437,435.78	4.65	22,746.20	6,437,607.93	6,528,722.99
Managed Account Sub-Total		331,671,851.49					328,300,900.54	2.94	1,572,600.34	329,209,844.07	326,725,788.06
Securities Sub-Total		\$331,671,851.49					\$328,300,900.54	2.98%	\$1,572,600.34	\$329,209,844.07	\$326,725,788.06
Accrued Interest											\$1,572,600.34
Total Investments											\$328,298,388.40

Managed Account Security Transactions & Interest

For the Month Ending **September 30, 2024**

CALIFORNIA JOINT POWERS INSURANCE AUTH

Transaction Type		Security Description	CUSIP	Par	Principal Proceeds	Accrued Interest	Total	Realized G/L Cost	Realized G/L Amort Cost	Sale Method
Trade	Settle									
BUY										
09/04/24	09/05/24	US TREASURY N/B DTD 08/15/2024 3.875% 08/15/2034	91282CLF6	2,900,000.00	(2,922,089.84)	(6,412.70)	(2,928,502.54)			
09/04/24	09/05/24	US TREASURY N/B DTD 08/15/2023 3.875% 08/15/2033	91282CHT1	2,890,000.00	(2,914,723.05)	(6,390.59)	(2,921,113.64)			
09/04/24	09/12/24	FHMS K528 A2 DTD 09/01/2024 4.508% 07/01/2029	3137HFNZ4	1,125,000.00	(1,147,477.50)	(1,549.63)	(1,149,027.13)			

Transaction Type Sub-Total **6,915,000.00** **(6,984,290.39)** **(14,352.92)** **(6,998,643.31)**

INTEREST										
09/01/24	09/01/24	JOHNSON & JOHNSON (CALLABLE) DTD 08/25/2020 0.550% 09/01/2025	478160CN2		0.00	11,000.00	11,000.00			
09/01/24	09/25/24	FHMS K512 A2 DTD 12/01/2023 5.000% 11/01/2028	3137HBCF9		0.00	6,583.33	6,583.33			
09/01/24	09/25/24	FHMS K505 A2 DTD 07/01/2023 4.819% 06/01/2028	3137HACX2		0.00	12,047.50	12,047.50			
09/01/24	09/25/24	FHMS K064 A2 DTD 05/01/2017 3.224% 03/01/2027	3137BXOY1		0.00	8,328.67	8,328.67			
09/01/24	09/25/24	FHMS K510 A2 DTD 11/01/2023 5.069% 10/01/2028	3137HB3D4		0.00	5,069.00	5,069.00			
09/01/24	09/25/24	FHMS KJ47 A1 DTD 09/01/2023 5.272% 08/01/2028	3137HAMN3		0.00	7,356.90	7,356.90			
09/01/24	09/25/24	FHMS K514 A2 DTD 02/01/2024 4.572% 12/01/2028	3137HBLV4		0.00	6,858.00	6,858.00			
09/01/24	09/25/24	FHMS KJ46 A1 DTD 07/01/2023 4.777% 06/01/2028	3137HAD45		0.00	9,206.38	9,206.38			
09/01/24	09/25/24	FHMS K518 A2 DTD 03/01/2024 5.400% 01/01/2029	3137HC2L5		0.00	9,765.00	9,765.00			
09/01/24	09/25/24	FNA 2023-M6 A2 DTD 07/01/2023 4.190% 07/01/2028	3136BQDE6		0.00	10,125.83	10,125.83			
09/01/24	09/25/24	FHMS K066 A2 DTD 08/01/2017 3.117% 06/01/2027	3137F2LJ3		0.00	7,104.16	7,104.16			
09/01/24	09/25/24	FHMS K506 A1 DTD 09/01/2023 4.650% 05/01/2028	3137HAMG8		0.00	5,759.67	5,759.67			

Managed Account Security Transactions & Interest

For the Month Ending **September 30, 2024**

CALIFORNIA JOINT POWERS INSURANCE AUTH

Transaction Type		Security Description	CUSIP	Par	Principal Proceeds	Accrued Interest	Total	Realized G/L Cost	Realized G/L Amort Cost	Sale Method
Trade	Settle									
INTEREST										
09/01/24	09/25/24	FHMS K061 A2 DTD 01/01/2017 3.347% 11/01/2026	3137BTUM1		0.00	5,894.30	5,894.30			
09/01/24	09/25/24	FHMS K506 A2 DTD 09/01/2023 4.650% 08/01/2028	3137HAMH6		0.00	11,625.00	11,625.00			
09/01/24	09/25/24	FHMS K515 A2 DTD 02/01/2024 5.400% 01/01/2029	3137HBPD0		0.00	13,725.00	13,725.00			
09/01/24	09/25/24	FHMS K065 A2 DTD 07/01/2017 3.243% 04/01/2027	3137F1G44		0.00	4,756.40	4,756.40			
09/01/24	09/25/24	FHMS K507 A2 DTD 09/01/2023 4.800% 09/01/2028	3137HAMS2		0.00	12,000.00	12,000.00			
09/01/24	09/25/24	FHMS K524 A2 DTD 07/01/2024 4.720% 05/01/2029	3137HDV56		0.00	10,403.67	10,403.67			
09/01/24	09/25/24	FHMS K508 A2 DTD 10/01/2023 4.740% 08/01/2028	3137HAO74		0.00	12,442.50	12,442.50			
09/01/24	09/25/24	FHMS K522 A2 DTD 06/01/2024 4.803% 05/01/2029	3137HDJJ0		0.00	12,808.00	12,808.00			
09/01/24	09/25/24	FHMS K511 A2 DTD 12/01/2023 4.860% 10/01/2028	3137HB3G7		0.00	7,067.25	7,067.25			
09/01/24	09/25/24	FHMS K507 A1 DTD 09/01/2023 4.800% 04/01/2028	3137HAMR4		0.00	11,284.78	11,284.78			
09/01/24	09/25/24	FHMS K513 A2 DTD 01/01/2024 4.724% 12/01/2028	3137HBFY5		0.00	7,046.63	7,046.63			
09/01/24	09/25/24	FHMS K509 A2 DTD 10/01/2023 4.850% 09/01/2028	3137HAST4		0.00	9,558.54	9,558.54			
09/01/24	09/25/24	FHMS K517 A2 DTD 03/01/2024 5.355% 01/01/2029	3137HC2C5		0.00	11,981.81	11,981.81			
09/01/24	09/25/24	FHMS K520 A2 DTD 04/01/2024 5.180% 03/01/2029	3137HCKV3		0.00	7,338.33	7,338.33			
09/03/24	09/03/24	MONEY MARKET FUND DTD 01/01/2010 0.000% --	MONEY0002		0.00	2,127.26	2,127.26			
09/10/24	09/10/24	FEDERAL HOME LOAN BANK DTD 08/25/2022 3.375% 09/10/2032	3130AT4C8		0.00	18,815.63	18,815.63			
09/13/24	09/13/24	JPMORGAN CHASE & CO (CALLABLE) DTD 03/13/2020 2.005% 03/13/2026	46647PBH8		0.00	10,877.13	10,877.13			

Managed Account Security Transactions & Interest

For the Month Ending **September 30, 2024**

CALIFORNIA JOINT POWERS INSURANCE AUTH

Transaction Type		Security Description	CUSIP	Par	Principal Proceeds	Accrued Interest	Total	Realized G/L Cost	Realized G/L Amort Cost	Sale Method
Trade	Settle									
INTEREST										
09/14/24	09/14/24	HOME DEPOT INC (CALLABLE) DTD 09/14/2017 2.800% 09/14/2027	437076BT8		0.00	44,170.00	44,170.00			
09/14/24	09/14/24	BLACKROCK FUNDING INC (CALLABLE) DTD 03/14/2024 4.700% 03/14/2029	09290DAA9		0.00	6,815.00	6,815.00			
09/15/24	09/15/24	CHAIT 2024-A1 A DTD 01/31/2024 4.600% 01/16/2029	161571HV9		0.00	10,829.17	10,829.17			
09/15/24	09/15/24	TAOT 2021-C A3 DTD 09/27/2021 0.430% 01/15/2026	89239BAC5		0.00	98.39	98.39			
09/15/24	09/15/24	BACCT 2023-A2 A2 DTD 12/14/2023 4.980% 11/15/2028	05522RDH8		0.00	4,585.75	4,585.75			
09/15/24	09/15/24	CARMX 2021-1 A3 DTD 01/27/2021 0.340% 12/15/2025	14316NAC3		0.00	2.45	2.45			
09/15/24	09/15/24	HART 2021-C A3 DTD 11/17/2021 0.740% 05/15/2026	44935FAD6		0.00	102.14	102.14			
09/15/24	09/15/24	DCENT 2021-A1 A1 DTD 09/27/2021 0.580% 09/15/2026	254683CP8		0.00	468.83	468.83			
09/15/24	09/15/24	TAOT 2023-D A3 DTD 11/14/2023 5.540% 08/15/2028	89239FAD4		0.00	2,077.50	2,077.50			
09/15/24	09/15/24	CARMX 2021-2 A3 DTD 04/21/2021 0.520% 02/17/2026	14314OAC8		0.00	41.24	41.24			
09/15/24	09/15/24	HART 2023-C A3 DTD 11/13/2023 5.540% 10/16/2028	44918CAD4		0.00	3,070.08	3,070.08			
09/16/24	09/16/24	GMCAR 2024-1 A3 DTD 01/17/2024 4.850% 12/18/2028	36268GAD7		0.00	1,192.29	1,192.29			
09/23/24	09/23/24	FREDDIE MAC DTD 09/25/2020 0.375% 09/23/2025	3137EAEX3		0.00	8,221.88	8,221.88			
09/29/24	09/29/24	CITIBANK NA (CALLABLE) DTD 09/29/2023 5.803% 09/29/2028	17325FBB3		0.00	129,987.20	129,987.20			
09/29/24	09/29/24	FEDERAL FARM CREDIT BANK (CALLABLE) DTD 09/29/2020 0.530% 09/29/2025	3133EMBH4		0.00	5,035.00	5,035.00			
09/30/24	09/30/24	US TREASURY N/B DTD 09/30/2019 1.625% 09/30/2026	912828YG9		0.00	24,659.38	24,659.38			

Managed Account Security Transactions & Interest

For the Month Ending **September 30, 2024**

CALIFORNIA JOINT POWERS INSURANCE AUTH

Transaction Type		Security Description	CUSIP	Par	Principal Proceeds	Accrued Interest	Total	Realized G/L Cost	Realized G/L Amort Cost	Sale Method
Trade	Settle									
INTEREST										
09/30/24	09/30/24	US TREASURY N/B DTD 09/30/2020 0.250% 09/30/2025	91282CAM3		0.00	10,968.75	10,968.75			
09/30/24	09/30/24	US TREASURY N/B DTD 04/01/2019 2.250% 03/31/2026	9128286L9		0.00	6,131.25	6,131.25			
09/30/24	09/30/24	US TREASURY N/B DTD 09/30/2021 0.875% 09/30/2026	91282CCZ2		0.00	20,387.50	20,387.50			
09/30/24	09/30/24	US TREASURY N/B DTD 03/31/2020 0.625% 03/31/2027	912828ZE3		0.00	2,703.13	2,703.13			

Transaction Type Sub-Total **0.00** **550,503.60** **550,503.60**

PAYDOWNS										
09/01/24	09/25/24	FHMS KJ47 A1 DTD 09/01/2023 5.272% 08/01/2028	3137HAMN3	3,173.79	3,173.79	0.00	3,173.79	0.02	0.01	
09/01/24	09/25/24	FHMS K506 A1 DTD 09/01/2023 4.650% 05/01/2028	3137HAMG8	1,179.16	1,179.16	0.00	1,179.16	17.63	14.36	
09/01/24	09/25/24	FHMS KJ46 A1 DTD 07/01/2023 4.777% 06/01/2028	3137HAD45	1,482.70	1,482.70	0.00	1,482.70	0.03	0.03	
09/01/24	09/25/24	FHMS K507 A1 DTD 09/01/2023 4.800% 04/01/2028	3137HAMR4	9,771.52	9,771.52	0.00	9,771.52	153.34	127.35	
09/01/24	09/25/24	FNA 2023-M6 A2 DTD 07/01/2023 4.190% 07/01/2028	3136BODE6	128,883.33	128,883.33	0.00	128,883.33	2,184.98	1,709.98	
09/01/24	09/25/24	FHMS K061 A2 DTD 01/01/2017 3.347% 11/01/2026	3137BTUM1	4,096.15	4,096.15	0.00	4,096.15	126.09	80.39	
09/15/24	09/15/24	HART 2021-C A3 DTD 11/17/2021 0.740% 05/15/2026	44935FAD6	28,056.25	28,056.25	0.00	28,056.25	6.26	2.32	
09/15/24	09/15/24	DCENT 2021-A1 A1 DTD 09/27/2021 0.580% 09/15/2026	254683CP8	970,000.00	970,000.00	0.00	970,000.00	207.68	83.63	
09/15/24	09/15/24	TAOT 2021-C A3 DTD 09/27/2021 0.430% 01/15/2026	89239BAC5	50,290.65	50,290.65	0.00	50,290.65	4.01	1.24	
09/15/24	09/15/24	CARMX 2021-2 A3 DTD 04/21/2021 0.520% 02/17/2026	14314OAC8	33,671.86	33,671.86	0.00	33,671.86	7.26	2.14	
09/15/24	09/15/24	CARMX 2021-1 A3 DTD 01/27/2021 0.340% 12/15/2025	14316NAC3	8,660.55	8,660.55	0.00	8,660.55	1.71	0.44	

Managed Account Security Transactions & Interest

For the Month Ending **September 30, 2024**

CALIFORNIA JOINT POWERS INSURANCE AUTH

Transaction Type		Security Description	CUSIP	Par	Principal Proceeds	Accrued Interest	Total	Realized G/L Cost	Realized G/L Amort Cost	Sale Method
Trade	Settle									
Transaction Type Sub-Total				1,239,265.96	1,239,265.96	0.00	1,239,265.96	2,709.01	2,021.89	
SELL										
09/04/24	09/05/24	FANNIE MAE DTD 06/19/2020 0.500% 06/17/2025	3135G04Z3	1,810,000.00	1,755,265.60	1,960.84	1,757,226.44	(58,372.50)	(55,317.99)	FIFO
09/04/24	09/05/24	FANNIE MAE DTD 06/19/2020 0.500% 06/17/2025	3135G04Z3	2,380,000.00	2,308,028.80	2,578.33	2,310,607.13	(70,828.80)	(71,791.63)	FIFO
09/04/24	09/05/24	FANNIE MAE DTD 06/19/2020 0.500% 06/17/2025	3135G04Z3	810,000.00	785,505.60	877.50	786,383.10	(22,817.70)	(24,231.42)	FIFO
09/11/24	09/12/24	FANNIE MAE DTD 06/19/2020 0.500% 06/17/2025	3135G04Z3	1,175,000.00	1,141,477.25	1,387.15	1,142,864.40	(35,884.50)	(33,892.19)	FIFO
Transaction Type Sub-Total				6,175,000.00	5,990,277.25	6,803.82	5,997,081.07	(187,903.50)	(185,233.23)	
Managed Account Sub-Total					245,252.82	542,954.50	788,207.32	(185,194.49)	(183,211.34)	
Total Security Transactions					\$245,252.82	\$542,954.50	\$788,207.32	(\$185,194.49)	(\$183,211.34)	

CALIFORNIA JPIA

AGENDA REPORT

To: EXECUTIVE COMMITTEE

From: Alexander Smith, Chief Executive Officer

By: Jason McBride, Finance Director

Date: October 23, 2024

Subject: Public Self-Insurer's Annual Reports 2023-2024

All self-insured entities are required to file annual reports with the Department of Industrial Relations (DIR), Office of Self-Insured Plans, according to Labor Code Section 3702.2(a). The reports must be presented to the entity's governing board for review in accordance with Labor Code Section 3702.6(b).

The annual reporting requirement consists of the Public Self Insurers ER Annual Report and the J-1 Form. The reports include information about the Primary Workers' Compensation Program including claims and financial data, exposure base, and geographical area of operation. The reports were submitted to the DIR along with the annual report for the Central Coast Cities Self-Insurance Fund (CCCSIF) which is managed by the Authority on behalf of the participating cities.

Recommended Action

Receive and file.



Public Self Insurers ER Annual Report

For Fiscal Year 2023-24

September 23, 2024

California Joint Powers Insurance Authority

8081 Moody Street

La Palma, CA 90623 2045

FORM AR-2 (1-2016)

State of California

Employer

General Information:

Certificate Number	5009	Period Of Report	Annual
(Period) From	07/01/2023	(Period) To	06/30/2024

Master Certificate Holder:

Name	California Joint Powers Insurance Authority		
Address 1	8081 Moody Street		
Address 2		FTIN	95-3299345
City	La Palma	State	CA Zip 90623 2045
State of Incorporation			

Affiliates:

	Full Legal Name	Subsidiaries Affiliate Certificate Number	State
1)	City of Bell Gardens	5009-001	
2)	City of Cerritos	5009-003	
3)	City of Claremont	5009-004	
4)	City of Irwindale	5009-006	
5)	City of Lakewood	5009-007	
6)	City of La Mirada	5009-008	
7)	City of Lawndale	5009-009	
8)	City of Lomita	5009-010	
9)	City of Norwalk	5009-012	
10)	City of Rancho Palos Verdes	5009-014	
11)	City of San Dimas	5009-015	
12)	City of Signal Hill	5009-016	
13)	City of South El Monte	5009-017	
14)	City of Temple City	5009-019	
15)	City of Artesia	5009-021	
16)	City of Rolling Hills Estates	5009-022	
17)	Southeast Area Animal Control Authority	5009-023	
18)	City of Poway	5009-024	
19)	City of Camarillo	5009-025	
20)	City of La Puente	5009-026	
21)	City of Palos Verdes Estates	5009-027	
22)	City of La Verne	5009-028	
23)	City of Duarte	5009-030	
24)	City of Port Hueneme	5009-031	
25)	City of Santa Fe Springs	5009-032	

State of California

Subsidiaries: (continued...)

	Full Legal Name	Subsidiaries Affiliate Certificate Number	State
26)	City of Loma Linda	5009-033	
27)	California Joint Powers Insurance Authority	5009-034	
28)	City of Bellflower	5009-035	
29)	City of Walnut	5009-036	
30)	City of Needles	5009-037	
31)	City of Villa Park	5009-038	
32)	City of Moorpark	5009-040	
33)	City of Indian Wells	5009-041	
34)	City of Lake Forest	5009-042	
35)	City of Agoura Hills	5009-043	
36)	City of Buellton	5009-044	
37)	City of Chino Hills	5009-045	
38)	City of Ojai	5009-046	
39)	City of Mission Viejo	5009-047	
40)	City of Solvang	5009-048	
41)	City of Carpinteria	5009-049	
42)	City of Laguna Niguel	5009-050	
43)	City of La Canada Flintridge	5009-051	
44)	City of Calabasas	5009-052	
45)	City of Hawaiian Gardens	5009-053	
46)	City of Palm Desert	5009-054	
47)	City of El Centro	5009-055	
48)	City of La Quinta	5009-056	
49)	City of Malibu	5009-057	
50)	City of La Palma	5009-058	
51)	Ventura Port District	5009-059	
52)	Agoura Hills and Calabasas Community Center Authority	5009-060	
53)	City of Fillmore	5009-061	
54)	City of Laguna Woods	5009-062	
55)	City of Paramount	5009-063	
56)	City of Big Bear Lake	5009-064	
57)	Big Bear Lake Fire Protection District	5009-065	
58)	City of Brawley	5009-066	
59)	City of Aliso Viejo	5009-067	
60)	City of Diamond Bar	5009-068	
61)	Gateway Cities Council of Governments	5009-069	
62)	Midpeninsula Regional Open Space District	5009-070	
63)	City of Seal Beach	5009-071	
64)	City of Goleta	5009-072	
65)	Mountain Area Regional Transit Authority	5009-073	

State of California

Subsidiaries: (continued...)

	Full Legal Name	Subsidiaries Affiliate Certificate Number	State
66)	City of Indio	5009-074	
67)	Town of Mammoth Lakes	5009-075	
68)	City of Grand Terrace	5009-076	
69)	City of LaHabra Heights	5009-077	
70)	Town of Apple Valley	5009-078	
71)	Monterey Peninsula Regional Park District	5009-079	
72)	City of Imperial	5009-081	
73)	City of Westlake Village	5009-082	
74)	City of Rosemead	5009-085	
75)	Southern California Association of Governments	5009-086	
76)	City of El Paso De Robles	5009-087	
77)	City of Morro Bay	5009-088	
78)	City of Seaside	5009-089	
79)	City of Grover Beach	5009-090	
80)	City of Atascadero	5009-092	
81)	City of Santa Paula	5009-093	
82)	Big Bear City Community Services District	5009-094	
83)	City of Arroyo Grande	5009-095	
84)	City of Pismo Beach	5009-096	
85)	City of Rolling Hills	5009-097	
86)	Disaster Management Area E	5009-098	
87)	City of Dana Point	5009-100	
88)	City of San Gabriel	5009-101	
89)	Eastern Sierra Transit Authority	5009-102	
90)	Pomona Valley Transportation Authority	5009-103	CA
91)	Coastal Animal Services Authority	5009-104	CA
92)	City of Guadalupe	5009-105	CA
93)	City of Bradbury	5009-0109	
94)	City of Lake Elsinore	5009-0110	
95)	City of San Juan Capistrano	5009-0111	
96)	City of Monrovia	5009-0112	
97)	Big Bear Fire Authority	5009-0113	CA
98)	City of Bishop	5009-0114	
99)	Rossmoor Community Services District	5009-0116	
100)	City of Laguna Hills	5009-0117	

State of California

During the reporting period of this report, has there been any of the following with respect to the Master Certificate Holder for any affiliate?

None

Any additions to the Self Insurance Program?

None

Employment and wages paid in current fiscal year:

Number of Employees 12,537

Total Wages and Salaries Paid \$850,102,178

Addressed Correspondence For Related Self-Insurance Matters:

Company Name California Joint Powers Insurance Authority

Name Jason McBride

Title Finance Director

Phone (562) 467-8729

Fax (562) 724-6045

Email Address jmcbride@cjpia.org

Address 1 8081 Moody Street

Address 2

City La Palma

State CA **Zip** 90623

Web Site

TPA Adjusting Locations:

Has there been a change in TPA Adjusting Locations during this reporting period that has not yet been reported to OSIP? No

Have you added any new TPA Adjusting Locations during this reporting period that has not yet been reported to OSIP? No

Record Storage:

Are there open and closed claims stored at a location other than the adjusting location? No

Insurance Coverage:

1) During this reporting period, does your company maintain a standard workers' compensation insurance policy to cover any of your California liabilities? No

2) During this reporting period, does your company have a specific excess workers' compensation policy in force to cover any of your California liabilities? Yes

	Insurance Company Name	Policy Number	Policy Issue Date
1)	Safety National Casualty Corporation	FCS4066721	07/01/2023
	Attachment FCS4066721 POLICY CONTRACT_2023.pdf		
	Retention Limit 2000000		

3) Do you carry an aggregate(stop loss) workers' compensation insurance policy? No

State of California

Certification By Authorized Representative:

Company Name California Joint Powers Insurance Authority

Name Jason McBride

Title Finance Director

Phone (562) 467-8729

Fax (562) 724-6045

Email Address jmcbride@cjpia.org

Address 1 8081 Moody Street

Address 2

City La Palma

State CA

Zip 90623

Name of Person Legally Responsible for this Electronic Signature:

Jason McBride (Date/Time of Signature) - 09/23/2024 15:38

State of California

Report Location Number:

Identification of Location

Certificate Holder

5009-02-048 A

ATHENS ADMINISTRATORS at ORANGE

California Joint Powers Insurance Authority

CASES AND BENEFITS (to the nearest dollar)				From Date-	07/01/2023	To Date-	06/30/2024
		Incurred Liability		Paid To Date		Future Liability	
Date	#	Indemnity	Medical	Indemnity	Medical	Indemnity	Medical
1) Cases open as of 06/30/2024 reported prior to 2019/20	385	\$32,950,106	\$51,429,487	\$25,632,647	\$30,901,047	\$7,317,459	\$20,528,440
2) Open and closed Liabilities							
A) All Cases reported in 2019/20	1,257	\$12,966,517	\$9,831,603	\$10,899,974	\$7,051,321	\$2,066,543	\$2,780,282
2019/20 Cases open	86	\$5,459,388	\$4,515,374	\$3,392,845	\$1,735,092	\$2,066,543	\$2,780,282
B) All Cases reported in 2020/21	1,317	\$13,398,313	\$9,131,884	\$11,693,263	\$5,994,084	\$1,705,050	\$3,137,800
2020/21 Cases open	106	\$5,904,004	\$5,124,745	\$4,198,954	\$1,986,945	\$1,705,050	\$3,137,800
C) All Cases reported in 2021/22	1,427	\$13,656,465	\$10,249,759	\$10,435,516	\$5,343,024	\$3,220,949	\$4,906,735
2021/22 Cases open	185	\$10,448,277	\$8,094,088	\$7,227,328	\$3,187,353	\$3,220,949	\$4,906,735
D) All Cases reported in 2022/23	1,111	\$8,888,381	\$8,035,993	\$6,239,975	\$3,682,093	\$2,648,406	\$4,353,900
2022/23 Cases open	200	\$8,008,489	\$7,102,923	\$5,360,083	\$2,749,023	\$2,648,406	\$4,353,900
E) All Cases reported in 2023/24	834	\$3,938,913	\$4,672,403	\$1,617,895	\$1,432,840	\$2,321,018	\$3,239,563
2023/24 Cases open	315	\$3,706,320	\$4,288,588	\$1,385,302	\$1,049,025	\$2,321,018	\$3,239,563

	\$ Indemnity	\$ Medical
SUBTOTAL	\$19,279,425	\$38,946,720
TOTAL		\$58,226,145

3) Estimate Future Liability (Indemnity Plus Medical)

4) Total Benefits Paid During 2023/24 (Including all case expenditures). The indemnity amount includes the amount of LC § 4800/4850 benefits paid for the year (total of Lines 11 and 12)

	\$ Indemnity	\$ Medical
	\$12,144,378	\$10,161,948

5) Number of MEDICAL-ONLY Cases Reported in 2023/24

350

6) Number of INDEMNITY Cases Reported in 2023/24

484

7) Total of 5 and 6 (Also entered in 2E above)

834

8) Total Number of open Indemnity Cases (All Years)

1,226

9) Number of Fatality Cases Reported In 2023/24

0

10) (a) Number of FY 2023/24 claims for which the employer or administrator was notified of representation by an attorney or legal representative in 2023/24

53

10) (a) Number of non-FY 2023/24 claims for which the employer or administrator was notified of representation by an attorney or legal representative in 2023/24

27

11) Amount from salary continuation payments made pursuant to LC § 4800/4850 that is in excess of the applicable temporary disability rate for the period paid.

\$1,358,501

12) Amount from salary continuation payments made pursuant to LC § 4800/4850 capped at the temporary disability rate for the period paid.

\$2,690,213

Files Uploaded

ALL Open Indemnity Claims (by reporting and by year) reported and with claims: Open Indemnity - Public.xlsx

Dual Jurisdiction Claims

Please note that California Labor Code Section 3702.2(b) requires that "... the annual report of a self-insured employer who has self-insured both state and federal workers' compensation liability shall also be set forth (1) amount of all compensation liability incurred, paid-to-date, the estimated future liability under both this chapter and under the federal longshore and Harbor Worker's Compensation Act (33 U.S.C Sec. 901 et seq.), and (2) the identity and the amount of the security deposit securing the employer's liability under state and federal self-insured programs."

Accordingly, please indicate all California exposure on your Self Insurer's Annual Report, and, in addition identify each Claim with dual jurisdiction on Separate List of Open Idemnity Claims. For those claims, indicate the incurred, paid-to-date, and estimated future liabilities for federal exposure. Please also indicate the amount and the type of security deposit securing those claims.

Instructions To Claims Administrator For Specific Excess Insurance

The TPA should provide a sum of the unpaid excess carrier excess liability under "Calculation of Specific Excess Coverage Entry for the Annual Reports". In addition, provide a list of claims for which specific excess credit is being claimed. This may be provided as a spreadsheet. Indicate in the list of claims the following information:

The list shall include the name of the claimant, claim number, date of injury, description of injury, carrier name and policy number, policy coverage period, retention level of policy and paid to date in indemnity or medical benefits, and the estimated future liability of the claim minus the total unpaid employer retention, which equals the total unpaid carrier liability, whether the claim has been reported to a carrier, if the claim has been accepted by the carrier, if the carrier has denied any part of the liability of the claim.

Refer to OSIP website for sample format of the Excess Credit Calculation form.

Calculation Of Specific Excess Coverage Entry For Annual Reports:

Enter the sum of the total unpaid carrier excess liability claimed from the "Specific Excess Insurance Policy Coverage". If none enter "0".

\$

Files Uploaded

Certification

Administrating Agency's Certificate Number 048

Or Self Administered

I declare under penalty of perjury that I have prepared or caused this report to be prepared and I have examined this liabilities report to be prepared and I have examined this liabilities report of this self insurer's worker's compensation liabilities. To the best of my knowledge and belief this report is true, correct and complete with respect to the worker's compensation liabilities incurred and paid. I further declare under the penalty of perjury that the estimates of future liability of worker's compensation claims made in this report reflect the administrator's best judgement as to the future liability of claims, using prevailing industry standards, and the signatory intends Self Insurance Plans to rely upon the representation.

Agency Name ATHENS ADMINISTRATORS

Name Douglas Gibb

Phone (925) 826-1283

Fax

Email Address dgibb@athensadmin.com

Address 1 750 The City Drive South #350

Address 2

City Orange

State CA

Zip 92826

Name of Person Legally Responsible for this Electronic Signature:

Emily Hart (Date/Time of Signature) - 08/06/2024 06:59

**JOINT POWERS AUTHORITY (JPA) SELF-INSURER'S PROFILE AND
FINANCIAL SUMMARY REPORT (Form J-1)**

Instructions:

- *Enter financial information from most recent certified, audited financial statement, if available. If unavailable or over three years old, enter amounts from most recent financial statement by independent Certified Public Accountant (CPA). If neither is available, identify source of information (name of document, source, date, name and contact information for preparer or custodian) where indicated.*
- *Terminology used in this report is based on standard industry meaning and usage for Workers' Compensation claims and coverage in the State of California.*
- *Enter N/A where any category is inapplicable in JPA's line of business or recordkeeping.*

Part A. General.

1. Name of Joint Powers Authority (JPA): _____

2. Master Certificate Number of Self-Insured JPA: _____

Check if certificate is revoked.

3. Active Self-Insured Affiliate Members of JPA [list all, attaching additional pages if necessary]:

4. Former Affiliate Members with tail claims for which JPA has continuing responsibility [list all, attaching additional pages if necessary]:

5. Nature of Workers' Compensation Coverage provided to members through JPA:

Primary Excess

Coverage Description (including retention level and coverage cap, if applicable): _____

Part B. Joint Powers Authority Profile

- *Unless otherwise indicated, provide member information only for active affiliates in this Part.*

1. Total Annual Operating Expenditures \$ _____

a. Are capital expenditures of the JPA included in the reported total annual operating expenses?

Yes. Amount of capital expenditures: \$ _____

No.

b. Annual Operating Expenditures for workers' compensation programs alone:

\$ _____

Source of Figure Current certified, independently audited financial statement

Other / specify: _____

2. JPA Demographics:

a. Geographic Area of Service:

(1) Description: _____

(2) WCIRB Geographic Study Region(s): _____

[\[https://www.wcirb.com/sites/default/files/documents/2018_wcirb_geo_study.pdf\]](https://www.wcirb.com/sites/default/files/documents/2018_wcirb_geo_study.pdf)

b. Estimated population of jurisdictions covered (latest U.S. Census figures):

3. Workers' Compensation Claims Administrative Staffing Type: Check both if applicable and provide cumulative totals only in Part D below.

Self-Administered

Third Party Administrator / Name(s): _____

4. Number of Employees of JPA: _____

5. Employees of JPA member agencies:

- a. Total number of paid employees _____
- b. Number of full time-equivalent (FTE) paid employee positions _____
- c. Number of Public Safety Employees (Labor Code §4800 et seq.) _____
- d. (1) Total number of Volunteers: _____
(2) Number for whom employer(s) provides elective coverage: _____
- e. Estimated number of persons entitled to coverage when performing court-ordered community service, services in exchange for public benefits, or similar reasons: _____
- f. Top Five Employee Work Classifications or Job Titles with highest numbers of Workers' Compensation claims in most recent fiscal year: _____

6. Educational JPA Members only [terms have same meaning as in Education Code]:

- a. Number of Certificated Employees (FTEs) _____
- b. Number of Classified Employees (FTEs) _____
- c. Average Daily Attendance (students) or full time equivalent students _____

7. Total Wages and Salaries (including benefits) Paid \$ _____

- a. Payroll of Public Safety Employees \$ _____

b. Were any Public Safety Employee Salary Continuation benefits provided in the most recent fiscal year?

Yes No

c. Was any Industrial Disability Leave provided (in lieu of Workers' Compensation temporary disability payments) in the most recent fiscal year?

Yes No

Part C. Annual Financial Summary – Consolidated Report

1. General Information for Reporting JPA:

a. JPA's Fiscal year: from _____ to _____

b. Most recent certified, independently audited financial statement:

Date of Report: _____ Covers fiscal year ending: _____

No certified, independently audited financial statement available. Information for this report (Form J-1) obtained from following source (specify): _____

c. Excluded Members:

(1) Does the financial statement exclude amounts for any JPA member for any reason?

Yes Name of Member(s) and reason(s) for exclusion: _____

No

(2) If any excluded members participate in an insurance group or pool providing self-insurance, excess insurance or reinsurance covering a portion of the member's Workers' Compensation liabilities, identify the group and describe the extent of coverage for each such member.

d. Name and address of certified financial auditor: _____

2. Workers' Compensation Program:

a. Were estimated future Workers' Compensation claims liabilities separately identified in the audited financial statement?

Yes No

(1) Were those Workers' Compensation liabilities estimated by an Actuary?

Yes Name of actuarial firm: _____

Date of actuarial report: _____

No Indicate source (person/firm and records) from which those liabilities were estimated: _____

(2) Actuarial confidence level (actual or projected) of those estimated future Workers' Compensation claims liabilities:

(3) Were those estimated future Workers' Compensation claims liabilities discounted?

Yes Discount rate: _____ %

No

b. Specify whether the estimated future Workers' Compensation claims liabilities include loss adjustment expenses, either allocated to specific claims (ALAE) or unallocated (ULAE)?

(1) Allocated Loss Adjustment Expense (ALAE)	Yes	No
(2) Unallocated Loss Adjustment Expense (ULAE)	Yes	No

Part D. Balance Sheet and Statement of Revenues and Expenses for Workers' Compensation Program – Consolidated Report

- *Provide amounts indicated below for JPA's Workers' Compensation program only (as distinct from other programs or coverages the JPA may provide). If amounts are not available from either a financial statement or an actuary report, make a pro rata calculation based on JPA member contributions to the Workers' Compensation program or Workers' Compensation claim costs in relation to participation or claim costs for all JPA programs.*

1. Balance Sheet Information.

a. Source(s) of amounts stated below:

Most recent certified, independently audited financial statement

Other/specify: _____

b. Assets

(1) Cash and investments	\$ _____
(2) Accounts receivable	\$ _____
(3) Amounts due from other funds	\$ _____
(4) Reinsurance/Excess recoveries	\$ _____

(5) Deferred Outflows of Resources related to pensions	\$ _____	
(6) Other assets		\$ _____
Total Assets		\$ _____

c. Liabilities

(1) Case reserves		\$ _____
(2) Incurred but not reported claims		\$ _____
(3) Dividends payable		\$ _____
(4) Deferred Inflows of Resources related to pensions		\$ _____
(5) Other liabilities		\$ _____
Total Liabilities		\$ _____

d. Net Position (Fund Balances)

(1) Restricted net position		\$ _____
(2) Designated net position		\$ _____
(3) Unrestricted net position		\$ _____

2. Statement of Revenues and Expenses.

a. Source(s) of amounts stated below:

Most recent certified, independently audited financial statement

Other/specify: _____

b. Income

(1) Contributions from JPA members		\$ _____
(2) Assessment income		\$ _____
(3) Investment income		\$ _____
(4) Other income		\$ _____
Total Income		\$ _____

c. Expenses

(1) Claims Cost		\$ _____
(2) Excess and Reinsurance Premiums		\$ _____
(3) Medical Cost Containment Program		\$ _____

(4) Risk Control	\$ _____
(5) Dividends	\$ _____
(6) Interfund Transfers	\$ _____
(7) Other Expenses	\$ _____
Total Expenses	\$ _____

3. Other Information

a. Net Position, beginning of period: \$ _____

b. Net Position, end of period: \$ _____

c. Were the contributions in the Statement of Revenues and Expenses from Certified, Independently Audited Financial Statement based upon an actuarial estimate?

Yes No

d. Were the contributions based upon expected costs on a cash flow basis or accrual basis?

Cash flow basis (non-accrual, pay as you go)

Accrual basis / specify expected cost level:

Below expected costs At expected costs Above expected costs

Specify actuarial confidence level: _____%

Form J-1

Completed by: _____

Attested to by: _____

Title: _____

Title: _____

Date: _____

Date: _____

A P P E N D I X

Terms used in Public Self-Insurer Report Forms P-1 and J-1 (§ 15203.11) and AR-2 (§ 15251(c))

The definitions in section 15201 of the Self-Insurance Plan regulations (Title 8, California Code of Regulations § 15201) apply to the terms used in these reporting forms. All terms shall be construed in a manner that is consistent with their usage in Division 4 (commencing with Section 3700) of the Labor Code and Chapters 1 (commencing with section 1), 4.5 (commencing with section 9700), and Subchapter 2 of Chapter 8 (commencing with section 15201) of Division 1 of Title 8 of the California Code of Regulations, including any definitive construction of a term by the Workers' Compensation Appeals Board or a court. However, if there is a conflict between a definition in section 15201 and a definition of the same terms found in another Title 8 regulation, the definition in section 15201 shall apply.

Terms that are not defined by statute or regulation should be understood as having the same meaning commonly understood and used by workers' compensation program administrators in the state of California. A good faith error or discrepancy in how reportable information is characterized for purposes of one of these reports shall not be treated as a reporting violation under Labor Code Sections 3702.3 or 3702.9.

The following additional guidance is provided for specific report terms.

Allocated Loss Adjustment Expense or **ALAE** means claim administration costs and expenses that are allocated to individual workers' compensation claims, including but not limited to medical cost containment expenses.

Catastrophic claim means a claim for workers' compensation based on a severe injury to the brain or spinal cord, loss of a limb, paralysis, severe burn or severe head injury, and includes any injury that would result in a conclusive presumption of total disability under Labor Code Section 4662(a).

Certificated employee has the same meaning used in the Education Code and refers to an employee in an academic, supervisory, or administrative position with a school or school

district, community college or community college district, or state university who is required to hold a credential or similar certificate as a condition of employment.

Classified employee has the same meaning used in the Education Code and refers to an employee of a school or school district, community college or community college district, or state university who is not a certificated employee.

Diagnostics refers to medically-prescribed tests used to determine a diagnosis, the cause of symptoms, the nature or severity, or course of treatment for an illness or injury. It includes but is not limited to imaging and laboratory tests.

Full-Time Equivalent or **FTE** refers to the ratio of the total number of paid hours for all employees, whether full or part-time, divided by the number of hours in the employer's regular full-time work week. If the employer has a regular work week of 40 hours and 10 employees working a total of 200 hours during a regular work week, the full-time equivalent or FTE would be 5. ($200 \div 40 = 5$).

Industrial Disability Leave claims and benefits refers to salary-based payments made to public employees in lieu of workers' compensation temporary indemnity benefits pursuant to Education Code Section 45192, Education Code Section 89529.03, Government Code Section 19871, or equivalent statutes or employer policies governing compensated absences for job-related illnesses or injuries, insofar as those payments are categorized separately from other types of indemnity payments. For reporting purposes, Industrial Disability Leave claims and benefits *do not include* salary continuation benefits provided to Public Safety Employees pursuant to Articles 6 and 7 (commencing with Sections 4800 and 4850 respectively) of Chapter 2 of Part 2 of Division 4 of the Labor Code, even if designated Industrial Disability Leave by the employer. Those payments instead should be reported as Public Safety Employee claims and benefits.

Public Safety Employee means an employee of a fire department, police or sheriff's department, or other public protection or public safety agency who is entitled to receive salary continuation benefits in lieu of workers' compensation benefits pursuant to one or more statute within Articles 6 and 7 (commencing with Sections 4800 and 4850 respectively) of

Chapter 2 of Part 2 of Division 4 of the Labor Code. For reporting purposes, employees of the California State University Police Department who are entitled to enhanced Industrial Disability Leave benefits pursuant to Labor Code Section 4816, shall be counted as “public safety employees,” including for public safety employee payroll purposes, and their claims and benefits payments should be reported as public safety employee claims and benefits payments, even if designated by the employer as Industrial Disability Leave claims and benefits payments.

Surgery refers to payments made to surgeons, assistant surgeons, anesthesiologists, and other medical personnel for surgical services that are billed and paid for separately from facility costs. It does *not* include hospital and facility expenses.

Unallocated Loss Adjustment Expense or ULAE means claim administration costs and expenses that are not allocated to individual workers’ compensation claims.

Volunteer means a person who provides volunteer services for the employer and includes persons for whom the employer has elected to provide workers’ compensation coverage pursuant to Labor Code Section 3361.5, 3363.5, 3364, 3364.5, 3364.55, 3364.6, 3364.7, or equivalent statutes. The number of persons, if any, who are *neither* employees or volunteers, but for whom the employer is required to provide workers’ compensation when participating in court-ordered community service, work for relief, or similar reasons should be estimated separately and entered on the line provided for that purpose in the Profile section (Part B) of the P-1 and J-1 forms.

**Master Certificate Holder: California Joint Powers Insurance Authority
Workers' Compensation Program Affiliates
100 Active Affiliates Between 7/1/23 - 6/30/24**

Cert No.	Cert Loc	Employer Legal Name
1	5009 001	City of Bell Gardens
2	5009 003	City of Cerritos
3	5009 004	City of Claremont
4	5009 006	City of Irwindale
5	5009 007	City of Lakewood
6	5009 008	City of La Mirada
7	5009 009	City of Lawndale
8	5009 010	City of Lomita
9	5009 012	City of Norwalk
10	5009 014	City of Rancho Palos Verdes
11	5009 015	City of San Dimas
12	5009 016	City of Signal Hill
13	5009 017	City of South El Monte
14	5009 019	City of Temple City
15	5009 021	City of Artesia
16	5009 022	City of Rolling Hills Estates
17	5009 023	Southeast Area Animal Control Authority
18	5009 024	City of Poway
19	5009 025	City of Camarillo
20	5009 026	City of La Puente
21	5009 027	City of Palos Verdes Estates
22	5009 028	City of La Verne
23	5009 030	City of Duarte
24	5009 031	City of Port Hueneme
25	5009 032	City of Santa Fe Springs
26	5009 033	City of Loma Linda
27	5009 034	California Joint Powers Insurance Authority
28	5009 035	City of Bellflower
29	5009 036	City of Walnut
30	5009 037	City of Needles
31	5009 038	City of Villa Park
32	5009 040	City of Moorpark
33	5009 041	City of Indian Wells
34	5009 042	City of Lake Forest
35	5009 043	City of Agoura Hills
36	5009 044	City of Buellton
37	5009 045	City of Chino Hills
38	5009 046	City of Ojai
39	5009 047	City of Mission Viejo
40	5009 048	City of Solvang
41	5009 049	City of Carpinteria
42	5009 050	City of Laguna Niguel
43	5009 051	City of La Canada Flintridge
44	5009 052	City of Calabasas
45	5009 053	City of Hawaiian Gardens

Cert No.	Cert Loc	Employer Legal Name
46 5009	054	City of Palm Desert
47 5009	055	City of El Centro
48 5009	056	City of La Quinta
49 5009	057	City of Malibu
50 5009	058	City of La Palma
51 5009	059	Ventura Port District
52 5009	060	Agoura Hills and Calabasas Community Center Authority
53 5009	061	City of Fillmore
54 5009	062	City of Laguna Woods
55 5009	063	City of Paramount
56 5009	064	City of Big Bear Lake
57 5009	065	Big Bear Lake Fire Protection District
58 5009	066	City of Brawley
59 5009	067	City of Aliso Viejo
60 5009	068	City of Diamond Bar
61 5009	069	Gateway Cities Council of Governments
62 5009	070	Midpeninsula Regional Open Space District
63 5009	071	City of Seal Beach
64 5009	072	City of Goleta
65 5009	073	Mountain Area Regional Transit Authority
66 5009	074	City of Indio
67 5009	075	Town of Mammoth Lakes
68 5009	076	City of Grand Terrace
69 5009	077	City of La Habra Heights
70 5009	078	Town of Apple Valley
71 5009	079	Monterey Peninsula Regional Park District
72 5009	081	City of Imperial
73 5009	082	City of Westlake Village
74 5009	085	City of Rosemead
75 5009	086	Southern California Association of Governments
76 5009	087	City of Paso Robles
77 5009	088	City of Morro Bay
78 5009	089	City of Seaside
79 5009	090	City of Grover Beach
80 5009	092	City of Atascadero
81 5009	093	City of Santa Paula
82 5009	094	Big Bear City Community Services District
83 5009	095	City of Arroyo Grande
84 5009	096	City of Pismo Beach
85 5009	097	City of Rolling Hills
86 5009	098	Disaster Management Area E
87 5009	100	City of Dana Point
88 5009	101	City of San Gabriel
89 5009	102	Eastern Sierra Transit Authority
90 5009	103	Pomona Valley Transportation Authority
91 5009	104	Coastal Animal Services Authority
92 5009	105	City of Guadalupe
93 5009	109	City of Bradbury
94 5009	110	City of Lake Elsinore

Cert No.	Cert Loc	Employer Legal Name
95 5009	111	City of San Juan Capistrano
96 5009	112	City of Monrovia
97 5009	113	Big Bear Fire Authority
98 5009	114	City of Bishop
99 5009	116	Rossmoor Community Services District
100 5009	117	City of Laguna Hills

**Master Certificate Holder: California Joint Powers Insurance Authority
Former Workers' Compensation Program Affiliates
17 Revoked Affiliates as of 6/30/24**

Cert No.	Cert Loc	Employer Legal Name
1 5009	002	City of Calexico
2 5009	005	City of Commerce
3 5009	011	City of Maywood
4 5009	013	City of Pico Rivera
5 5009	018	City of South Pasadena
6 5009	020	City of Victorville
7 5009	029	City of Cudahy
8 5009	039	City of San Juan Capistrano
9 5009	080	City of Sierra Madre
10 5009	083	City of West Hollywood
11 5009	084	Burney Fire Protection District
12 5009	091	City of San Luis Obispo
13 5009	099	City of Belvedere
14 5009	106	City of Los Alamitos
15 5009	107	Regional Government Services Authority
16 5009	108	Local Government Services Authority
17 5009	115	City of Azusa



Public Self Insurers ER Annual Report

For Fiscal Year 2023-24

September 30, 2024
Central Coast Cities Joint Powers Self-Insurance Fund
990 Palm Street
San Luis Obispo, CA 93401

FORM AR-2 (1-2016)

State of California

Employer

General Information:

Certificate Number	5001	Period Of Report	Annual
(Period) From	07/01/2023	(Period) To	06/30/2024

Master Certificate Holder:

Name	Central Coast Cities Joint Powers Self-Insurance Fund		
Address 1	990 Palm Street		
Address 2		FTIN	95-6000668
City	San Luis Obispo	State	CA Zip 93401
State of Incorporation			

State of California

During the reporting period of this report, has there been any of the following with respect to the Master Certificate Holder for any affiliate?

None

Any additions to the Self Insurance Program?

None

Employment and wages paid in current fiscal year:

Number of Employees 0

Total Wages and Salaries Paid \$0

Addressed Correspondence For Related Self-Insurance Matters:

Company Name California JPIA

Name Jason McBride

Title Finance Director

Phone (562) 467-8729

Fax (562) 467-6045

Email Address jmcbride@cjpia.org

Address 1 8081 Moody Street

Address 2

City La Palma

State CA

Zip

90623

Web Site

State of California

TPA Adjusting Locations:

Has there been a change in TPA Adjusting Locations during this reporting period that has not yet been reported to OSIP? No

Have you added any new TPA Adjusting Locations during this reporting period that has not yet been reported to OSIP? No

Record Storage:

Are there open and closed claims stored at a location other than the adjusting location? No

Insurance Coverage:

1) During this reporting period, does your company maintain a standard workers' compensation insurance policy to cover any of your California liabilities? No

2) During this reporting period, does your company have a specific excess workers' compensation policy in force to cover any of your California liabilities? No

3) Do you carry an aggregate(stop loss) workers' compensation insurance policy? No

State of California

Certification By Authorized Representative:

Company Name	California JPIA				
Name	Jason McBride	Title	Finance Director		
Phone	(562) 467-8729	Fax	(562) 467-6045		
Email Address	jmcbride@cjpia.org				
Address 1	8081 Moody Street				
Address 2					
City	La Palma	State	CA	Zip	90623

Name of Person Legally Responsible for this Electronic Signature:

Jason McBride (Date/Time of Signature) - 09/30/2024 10:30

State of California

Report Location Number:

Identification of Location

Certificate Holder

5001-02-048 A

ATHENS ADMINISTRATORS at ORANGE

Central Coast Cities Joint Powers Self-Insurance Fund

CASES AND BENEFITS (to the nearest dollar)				From Date-	07/01/2023	To Date-	06/30/2024
		Incurred Liability		Paid To Date		Future Liability	
Date	#	Indemnity	Medical	Indemnity	Medical	Indemnity	Medical
1) Cases open as of 06/30/2024 reported prior to 2019/20	35	\$2,324,128	\$7,534,488	\$2,234,190	\$5,578,122	\$89,938	\$1,956,366
2) Open and closed Liabilities							
A) All Cases reported in 2019/20	0	\$0	\$0	\$0	\$0	\$0	\$0
2019/20 Cases open	0	\$0	\$0	\$0	\$0	\$0	\$0
B) All Cases reported in 2020/21	0	\$0	\$0	\$0	\$0	\$0	\$0
2020/21 Cases open	0	\$0	\$0	\$0	\$0	\$0	\$0
C) All Cases reported in 2021/22	0	\$0	\$0	\$0	\$0	\$0	\$0
2021/22 Cases open	0	\$0	\$0	\$0	\$0	\$0	\$0
D) All Cases reported in 2022/23	0	\$0	\$0	\$0	\$0	\$0	\$0
2022/23 Cases open	0	\$0	\$0	\$0	\$0	\$0	\$0
E) All Cases reported in 2023/24	0	\$0	\$0	\$0	\$0	\$0	\$0
2023/24 Cases open	0	\$0	\$0	\$0	\$0	\$0	\$0

	\$ Indemnity	\$ Medical
SUBTOTAL	\$89,938	\$1,956,366
TOTAL		\$2,046,304

3) Estimate Future Liability (Indemnity Plus Medical)

4) Total Benefits Paid During 2023/24 (Including all case expenditures). The indemnity amount includes the amount of LC § 4800/4850 benefits paid for the year (total of Lines 11 and 12)

	\$ Indemnity	\$ Medical
	\$12,280	\$233,899

5) Number of MEDICAL-ONLY Cases Reported in 2023/24

0

6) Number of INDEMNITY Cases Reported in 2023/24

0

7) Total of 5 and 6 (Also entered in 2E above)

0

8) Total Number of open Indemnity Cases (All Years)

0

9) Number of Fatality Cases Reported In 2023/24

0

10) (a) Number of FY 2023/24 claims for which the employer or administrator was notified of representation by an attorney or legal representative in 2023/24

0

10) (a) Number of non-FY 2023/24 claims for which the employer or administrator was notified of representation by an attorney or legal representative in 2023/24

0

11) Amount from salary continuation payments made pursuant to LC § 4800/4850 that is in excess of the applicable temporary disability rate for the period paid.

\$0

12) Amount from salary continuation payments made pursuant to LC § 4800/4850 capped at the temporary disability rate for the period paid.

\$0

Files Uploaded

ALL Open Indemnity Claims (by reporting and by year) reported and with claims: Open Indemnity - Public.xlsx

Dual Jurisdiction Claims

Please note that California Labor Code Section 3702.2(b) requires that "... the annual report of a self-insured employer who has self-insured both state and federal workers' compensation liability shall also be set forth (1) amount of all compensation liability incurred, paid-to-date, the estimated future liability under both this chapter and under the federal longshore and Harbor Worker's Compensation Act (33 U.S.C Sec. 901 et seq.), and (2) the identity and the amount of the security deposit securing the employer's liability under state and federal self-insured programs."

Accordingly, please indicate all California exposure on your Self Insurer's Annual Report, and, in addition identify each Claim with dual jurisdiction on Separate List of Open Idemnity Claims. For those claims, indicate the incurred, paid-to-date, and estimated future liabilities for federal exposure. Please also indicate the amount and the type of security deposit securing those claims.

Instructions To Claims Administrator For Specific Excess Insurance

The TPA should provide a sum of the unpaid excess carrier excess liability under "Calculation of Specific Excess Coverage Entry for the Annual Reports". In addition, provide a list of claims for which specific excess credit is being claimed. This may be provided as a spreadsheet. Indicate in the list of claims the following information:

The list shall include the name of the claimant, claim number, date of injury, description of injury, carrier name and policy number, policy coverage period, retention level of policy and paid to date in indemnity or medical benefits, and the estimated future liability of the claim minus the total unpaid employer retention, which equals the total unpaid carrier liability, whether the claim has been reported to a carrier, if the claim has been accepted by the carrier, if the carrier has denied any part of the liability of the claim.

Refer to OSIP website for sample format of the Excess Credit Calculation form.

Calculation Of Specific Excess Coverage Entry For Annual Reports:

Enter the sum of the total unpaid carrier excess liability claimed from the "Specific Excess Insurance Policy Coverage". If none enter "0". \$

Files Uploaded

Certification

Administrating Agency's Certificate Number 048

Or Self Administered

I declare under penalty of perjury that I have prepared or caused this report to be prepared and I have examined this liabilities report to be prepared and I have examined this liabilities report of this self insurer's worker's compensation liabilities. To the best of my knowledge and belief this report is true, correct and complete with respect to the worker's compensation liabilities incurred and paid. I further declare under the penalty of perjury that the estimates of future liability of worker's compensation claims made in this report reflect the administrator's best judgement as to the future liability of claims, using prevailing industry standards, and the signatory intends Self Insurance Plans to rely upon the representation.

Agency Name ATHENS ADMINISTRATORS

Name Douglas Gibb

Phone (925) 826-1283

Fax

Email Address dgibb@athensadmin.com

Address 1 750 The City Drive South #350

Address 2

City Orange

State CA

Zip 92826

Name of Person Legally Responsible for this Electronic Signature:

Emily Hart (Date/Time of Signature) - 08/05/2024 13:03

CALIFORNIA JPIA

AGENDA REPORT

To: EXECUTIVE COMMITTEE

From: Alexander C. Smith, Chief Executive Officer

Date: October 23, 2024

Subject: Amendment to Employment Agreement with Chief Executive Officer

On July 1, 2023, the Executive Committee entered into an Employment Agreement with the Chief Executive Officer. The Executive Committee convened a Personnel Committee meeting and met on August 28, 2024, and September 25, 2024, to conduct a performance evaluation and review of the Employment Agreement.

An amendment to the Employment Agreement reflecting the actions taken by the Executive Committee at its Personnel Committee meeting is attached.

Recommended Action

Approve the Amendment to the Employment Agreement with the Chief Executive Officer.

EMPLOYMENT AGREEMENT

1st AMENDMENT

An employment agreement (the "Agreement") with the Chief Executive Officer was made and entered into as of the 1st day of July 2023, by and between the California Joint Powers Insurance Authority, a public body ("Authority"), and Alexander C. Smith, an individual ("Smith").

As of this 25th day of September 2024, said Agreement is amended as follows.

Section 4. Salary

Authority agrees to pay Smith for his services rendered pursuant hereto a base salary payable in equal installments at the same time as other employees of the Authority are paid. Effective July 1, 2024, the salary range for the position of Chief Executive Officer was established as \$274,912 to \$392,732 annually. Effective July 1, 2024, Smith's annual salary shall be \$335,181. Said salary range and base salary shall be increased during the Term of this Agreement by the percentage amount and as of the date(s) approved by the Executive Committee based on performance, and any cost of living or other across-the-board increases granted to all other employees of the Authority. Authority further agrees to review the base salary and other benefits of Smith at least annually.

Section 5. Deferred Compensation

Authority agrees to pay Smith annual deferred compensation in an amount equal to 6.0% of base salary. The deferred compensation is in addition to all other salary and benefits and shall be paid monthly to the qualified deferred compensation fund or funds designated by Smith, to the maximum permitted by federal and state law. Under this deferred compensation provision, Smith may select a self-directed brokerage account (SDBA) at his sole discretion.


Section 13A. Termination, Separation, Suspension and Severance Pay

In the event Smith is terminated by the Executive Committee, during the Term of this Agreement, Authority agrees to pay Smith a lump sum cash severance payment equal to seven months' salary, plus the value of all sick and vacation leave, holidays and other benefits accrued by, or credited to Smith prior to the separation; provided that if Smith is terminated because of a misdemeanor involving moral turpitude or personal gain, or any felony, then, in that event, the Authority shall have no obligation to pay the severance payments designated in this Section.

Smith is eligible for participation under the Authority's "Chief Executive Separation Payment" coverage.

IN WITNESS HEREOF, the Authority and Smith have executed this Amendment to the Agreement, and it shall become effective as of the 1st day of July 2024.


CALIFORNIA JOINT POWERS INSURANCE AUTHORITY



Margaret Finlay, President

Oct. 2, 2024
Date


SMITH



Alexander C. Smith

9/25/2024
Date

Approved as to Form:



Byrne Conley, Authority Legal Counsel

30 Sept 2024
Date

CALIFORNIA JPIA

AGENDA REPORT

To: EXECUTIVE COMMITTEE

From: Alexander Smith, Chief Executive Officer

Date: October 23, 2024

Subject: Publicly Available Salary and Pay Schedule

The Authority contracts with the California Public Employees' Retirement System (CalPERS) to provide retirement benefits for its employees. California Code of Regulations, Title 2, Section 570.5 requires governing bodies of local agencies contracting with CalPERS to approve and adopt a publicly available pay schedule in accordance with public meeting laws. Additionally, Title 2, Section 570.5 requires the following:

- 1) Identifies the position title for every employee position;
- 2) Shows the pay rate for each identified position, which may be stated as a single amount or as multiple amounts within a range;
- 3) Indicates the time base, including, but not limited to, whether the time base is hourly, daily, bi-weekly, monthly, bi-monthly, or annually;
- 4) Is posted at the office of the employer or immediately accessible and available for public review from the employer during normal business hours or posted on the employer's internet website;
- 5) Indicates an effective date and date of any revisions;
- 6) Is retained by the employer and available for public inspection for not less than five years; and
- 7) Does not reference another document in lieu of disclosing the pay rate.

These CalPERS requirements are intended to enhance the disclosure and transparency of public compensation by requiring that the pay rates be listed on a single pay schedule or a single document.

The Authority's Salary and Pay Schedule, contained in Exhibit "A," reflects the salary range changes for the board-approved cost-of-living increase and establishes salary ranges for the following classifications: Assistant to the CEO and Chief Administrative Officer.

Recommended Action

Staff recommends that the Executive Committee approve and adopt the Authority's Salary and Pay Schedule effective July 1, 2024.

California JPIA

RESOLUTION NO. 24-2

A RESOLUTION OF THE EXECUTIVE COMMITTEE OF THE BOARD OF DIRECTORS OF THE CALIFORNIA JOINT POWERS INSURANCE AUTHORITY, STATE OF CALIFORNIA, APPROVING AND ADOPTING A PUBLICLY AVAILABLE SALARY AND PAY SCHEDULE AS REQUIRED BY THE CALIFORNIA PUBLIC EMPLOYEES' RETIREMENT SYSTEM

WHEREAS, the California Joint Powers Insurance Authority (“Authority”) contracts with the California Public Employees’ Retirement System (“CalPERS”) to provide retirement benefits for its employees; and

WHEREAS, California Code of Regulations, Title 2, Section 570.5 requires governing bodies of local agencies contracting with CalPERS to approve and adopt a publicly available pay schedule in accordance with public meeting laws; and

WHEREAS, the pay schedule must identify each position by title, the individual pay rate amount or ranges for that position, and the time base upon which the amounts are based; and

WHEREAS, the pay schedule is posted at the office of the Authority and is immediately accessible and available for public review from the Authority during normal business hours and is posted on the Authority’s website; and

WHEREAS, the Executive Committee of the Authority now desires to adopt a publicly available pay schedule in accordance with the requirements of California Code of Regulations, Title 2, Section 570.5.

NOW, THEREFORE, BE IT RESOLVED, that the Authority’s Salary and Pay Schedule contained in Exhibit "A", attached hereto, and made a part hereof, is hereby approved and adopted in accordance with the requirements of California Code of Regulations, Title 2, Section 570.5.

BE IT FURTHER RESOLVED, that the Authority’s Salary and Pay Schedule will be retained by the Authority and available for public inspection for not less than five years.

ADOPTED and **APPROVED** this 23rd day of October 2024.

Margaret Finlay, President

Attested: _____

Tom Chavez, Secretary



California JPIA Salary and Pay Schedule

Effective July 1, 2024 - June 30, 2025

Position	Bottom of Range (Monthly)	Top of Range (Monthly)
Chief Executive Officer	22,908	32,727
Deputy Executive Office	15,880	22,685
Assistant Executive Officer	15,819	22,599
Chief Administrative Officer	15,819	22,599
Chief Financial Officer	15,819	22,599
Chief Operating Officer	15,819	22,599
Claims and Insurance Director	14,956	21,365
Employment Practices Manager	13,596	19,424
Liability Program Manager	13,182	18,833
Administrative Services Director	13,182	18,833
Communications Director	13,182	18,833
Finance Director	13,182	18,833
Risk Services Director	13,182	18,833
Workers' Compensation Program Manager	13,182	18,833
Technology Projects Manager	10,589	15,127
Business Projects Manager	10,067	14,383
Human Resources Manager	10,067	14,383
Senior Risk Manager	10,067	14,383
Training Manager	10,067	14,383
Insurance Programs Manager	9,813	14,020
Agency Clerk	8,925	12,751
Senior Accountant	8,925	12,751
Senior Training Specialist	8,925	12,751
Data and Underwriting Analyst	7,846	11,209
Management Analyst	7,846	11,209
Training Coordinator	7,132	10,189
Accountant	6,855	9,795
Administrative Analyst	6,855	9,795
Training Specialist	6,855	9,795
Accounting Specialist	5,613	8,020
Administrative Assistant	5,613	8,020
Facilities Specialist	5,613	8,020
Maintenance Worker	5,073	7,247
Accounting Clerk	4,847	6,925
Intern	4,847	6,925
Office Assistant	4,847	6,925

CALIFORNIA JPIA

AGENDA REPORT

To: EXECUTIVE COMMITTEE

From: Alexander Smith, Chief Executive Officer

Date: October 23, 2024

Subject: Committee Meeting Dates 2025

To assist Committee Members with planning and scheduling for the 2025 calendar year, meeting dates for all of the Authority’s standing committees are listed below. Most meetings are scheduled on their standard recurring frequency dates, but not all.

Executive Committee (fourth Wednesday of the month at 5:30 p.m.)

January 22, 2025	July 23, 2025 @ 4:00 pm (BOD @ 7 p.m.)
February 26, 2025	August 27, 2025
March 26, 2025	September 24, 2025
May 2, 2025 @ 8:30 am (EC Workshop)	October 22, 2025
May 28, 2025	November 19, 2025
June 25, 2025	December 17, 2025

Managers Committee (second Monday of the quarter at 12:00 p.m.)

February 10, 2025	August 11, 2025
May 12, 2025	November 10, 2025 - Monday (Combined Managers, Finance and Risk Managers)

Finance Officers Committee (second Thursday of the quarter at 12:00 p.m.)

March 13, 2025	September 11, 2025
June 12, 2025	November 10, 2025 - Monday (Combined Managers, Finance and Risk Managers)

Risk Managers Committee (third Monday of the quarter at 12:00 p.m.)

March 20, 2025	September 18, 2025
June 19, 2025	November 10, 2025 - Monday (Combined Managers, Finance and Risk Managers)

Contract Cities Liability Trust Fund (second Wednesday of the month at 11:00 a.m.)

January 8, 2025	July 9, 2025
February 12, 2025	August 13, 2025
March 12, 2025	September 10, 2025
April 9, 2025	October 8, 2025
May 14, 2025	November 12, 2025
June 11, 2025	December 10, 2025

Recommended Action

Receive and file the meeting dates for 2025.

Month	Conference Name	Association/Company/Group	Dates	Location
January	SCAG Regional Council Meeting	Southern California Association of Governments	January 2, 2025	Los Angeles, CA
January	Supervisors Academy	California Joint Powers Insurance Authority	January 14-16, 2025	Rancho Bernardo Inn, San Diego
January	League Mayors and Council Members Academy	League of California Cities	January 22-24 or 29-31, 2025	Sacramento or Garden Grove, CA
January	Contract Cities Sacramento Legislative Tour	California Contract Cities Association	TBD	TBD
January	Contract Cities Managers Meeting	California Contract Cities Association	TBD	TBD
February	SCAG Regional Council Meeting	Southern California Association of Governments	February 6, 2025	Los Angeles, CA
February	League City Managers Conference	League of California Cities	February 5-7, 2025	Rancho Mirage, CA
February	Parks & Recreation Academy	California Joint Powers Insurance Authority	February 11-13, 2025	Oxnard, CA
February	PARMA Annual Conference	Public Agency Risk Management Association	February 23–26, 2025	Anaheim, CA
March	SCAG Regional Council Meeting	Southern California Association of Governments	March 6, 2025	Los Angeles, CA
March	Public Safety Academy	California Joint Powers Insurance Authority	March 11-13, 2025	Huntington Beach, CA
March	AGRiP Governance Conference	Association of Governmental Risk Pools	March 16–19, 2025	Las Vegas, NV
April	SCAG Regional Council Meeting	Southern California Association of Governments	April 3, 2025	Palm Desert, CA
April	Executive Academy	California Joint Powers Insurance Authority	April 8-10, 2025	Paso Robles, CA
April	League City Leaders Summit	League of California Cities	April 23-25, 2025	Sacramento, CA
April	Human Resources Academy	California Joint Powers Insurance Authority	April 29–May 1, 2025	Huntington Beach, CA
May	SCAG General Assembly – Annual Business Meeting	Southern California Association of Governments	May 1-2, 2025	Palm Desert, CA
May	California JPIA Executive Committee Workshop	California Joint Powers Insurance Authority	May 1-4, 2025	Santa Barbara, CA
May	Western Region Captive Insurance Conference	Western Region Captive Insurance Conference, LLC	May 18-21, 2025	Salt Lake City, UT
May	Contract Cities Annual Municipal Seminar	California Contract Cities Association	TBD	TBD
May	Sequoia Pacific Board Meeting	California Joint Powers Insurance Authority	TBD	TBD
June	PRIMA Annual Conference	Public Risk Management Association	June 1–4, 2025	Seattle, WA
June	SCAG Regional Council Meeting	Southern California Association of Governments	June 5, 2025	Los Angeles, CA
June	GFOA Annual Conference	Government Finance Officers Association	June 29–July 2, 2025	Washington, DC
June	SGVCMA Annual Seminar	San Gabriel Valley City Managers' Association	TBD	TBD
July	California JPIA Board of Directors Meeting	California Joint Powers Insurance Authority	July 23, 2025	La Palma, CA
August	AGRiP CEO Institute	Association of Governmental Risk Pools	August 3–6, 2025	Chicago, IL
August	SCAG Regional Council Meeting	Southern California Association of Governments	August 7, 2025	Los Angeles, CA
August	Newly Elected Officials	California Joint Powers Insurance Authority	August 17-19, 2025	Oxnard, CA
September	SCAG Regional Council Meeting	Southern California Association of Governments	September 4, 2025	Los Angeles, CA
September	Public Works	California Joint Powers Insurance Authority	September 16-18, 2025	Oxnard, CA
September	CAJPA Annual Conference	California Association of Joint Powers Authorities	September 16–19, 2025	Monterey, CA
September	Contract Cities Fall Educational Summit	California Contract Cities Association	TBD	TBD
October	California JPIA Risk Management Educational Forum	California Joint Powers Insurance Authority	October 1-3, 2025	Carlsbad, CA

October	AGRiP Staff Forum	Association of Governmental Risk Pools	October 5–7, 2025	TBD
October	ICMA Annual Conference	International City/County Management Association	October 25-29, 2025	Tampa, FL
October	League Annual Conference and Expo	League of California Cities	TBD	TBD
November	SCAG Regional Council Meeting	Southern California Association of Governments	November 6, 2025	Los Angeles, CA
November	CALPELRA Annual Training Conference	California Public Employers Labor Relations Association	November 17–21, 2025	TBD
November	CCMF's Annual NFCM Seminar	California City Management Foundation	TBD	TBD
November	League Leaders Workshop	League of California Cities	TBD	TBD
December	SCAG Regional Council Meeting	Southern California Association of Governments	December 4, 2025	Los Angeles, CA

CALIFORNIA JPIA

AGENDA REPORT

To: EXECUTIVE COMMITTEE

From: Alexander Smith, Chief Executive Officer

By: Jeff Rush, Workers' Compensation Program Manager

Date: October 23, 2024

Subject: CWCI presentation

The California JPIA has been an associate member of the California Workers' Compensation Institute (CWCI) since 2016. Alex Swedlow, President of CWCI, will be present to share information regarding the workers' compensation system, including how the Authority's program compares to the Institute's other public entity members.

Recommended Action

Receive and file.

CALIFORNIA
JOINT POWERS INSURANCE AUTHORITY

8081 Moody Street, La Palma, California 90623-2045
(800) 229-2343 FAX (562) 860-4992

RESOLUTION NO. 2024-10 WR

A RESOLUTION OF THE EXECUTIVE COMMITTEE OF
THE BOARD OF DIRECTORS OF THE
CALIFORNIA JOINT POWERS INSURANCE AUTHORITY
ALLOWING CERTAIN CLAIMS AND DEMANDS
IN THE TOTAL AMOUNT OF \$29,709,298.90

The Executive Committee of the CALIFORNIA JOINT POWERS INSURANCE AUTHORITY does find and resolve as follows:

SECTION 1: The Treasurer or his designated representative, hereby certifies, and the Chief Executive Officer hereby approves the accuracy of the demands set out in Exhibit A, which is attached hereto and incorporated herein by this reference, and to the availability of funds for payment thereof.

Jose Gomez, Treasurer

Alexander Smith, Chief Executive Officer

SECTION 2: The list of claims and demands on Exhibit A have been audited as required by law and that the same are hereby allowed in the amount as hereafter set forth.

ADOPTED AND APPROVED the 23rd day of October 2024.

Margaret Finlay, President

I, Tom Chavez, do hereby certify that I am the duly appointed Secretary of the CALIFORNIA JOINT POWERS INSURANCE AUTHORITY, and the foregoing is a true and correct copy of Resolution No. 2024-10 WR adopted by the Executive Committee of said Authority at a regular meeting thereof on the 23rd day of October and entered into the minutes of said meeting.

DATED: October 23, 2024

Tom Chavez, Secretary

CALIFORNIA JOINT POWERS INSURANCE AUTHORITY

WARRANT REGISTER

From: 9/1/2024 To: 9/30/2024

CHECK NUMBER	PAYEE	AMOUNT	DESCRIPTION
DISBURSEMENT			
24579	Hugo Argumedo	\$100.00	Board of Directors meeting, 7/24/24
24580	Marco Barcena	\$116.88	Board of Directors meeting, 7/24/24
24581	City of Bishop	\$687.72	Board of Directors meeting, 7/24/24
24582	City of Buellton	\$200.00	Board of Directors meeting, 7/24/24
24583	James Bukowski	\$183.08	Board of Directors meeting, 7/24/24
24584	City of Camarillo	\$106.93	Board of Directors meeting, 7/24/24
24585	Coachella Valley Conservation Commission	\$251.42	Board of Directors meeting, 7/24/24
24586	Chris Constantin	\$142.34	Board of Directors meeting, 7/24/24
24587	Vilma Cuellar Stallings	\$111.79	Board of Directors meeting, 7/24/24
24588	Sean Dang	\$128.14	Board of Directors meeting, 7/24/24
24589	Bea Dieringer	\$138.86	Board of Directors meeting, 7/24/24
24590	Tony Ding	\$128.27	Board of Directors meeting, 7/24/24
24591	Carol Engelhardt	\$115.01	Board of Directors meeting, 7/24/24
24592	City of Fountain Valley	\$23.58	Board of Directors meeting, 7/24/24
24593	Daniel Groff	\$100.00	Board of Directors meeting, 7/24/24
24594	Howard Hart	\$148.37	Board of Directors meeting, 7/24/24
24595	Erika Herrera	\$201.71	Board of Directors meeting, 7/24/24
24596	Jeanne Hobson	\$143.82	Board of Directors meeting, 7/24/24
24597	City of Indian Wells	\$152.76	Board of Directors meeting, 7/24/24
24598	Ray Jackson	\$131.49	Board of Directors meeting, 7/24/24
24599	Janet Jernigan	\$655.10	Board of Directors meeting, 7/24/24
24600	Dave King	\$231.82	Board of Directors meeting, 7/24/24
24601	Steve Knoblock	\$150.92	Board of Directors meeting, 7/24/24
24602	Marquez, Ray	\$142.48	Board of Directors meeting, 7/24/24
24603	Juanita Martin	\$100.00	Board of Directors meeting, 7/24/24
24604	Annie McCary	\$100.00	Board of Directors meeting, 7/24/24
24605	Sal Medina	\$145.02	Board of Directors meeting, 7/24/24
24606	Jennifer Mendoza	\$251.42	Board of Directors meeting, 7/24/24
24607	Midpeninsula Regional Open Space District	\$700.00	Board of Directors meeting, 7/24/24
24608	City of Moorpark	\$89.78	Board of Directors meeting, 7/24/24
24609	Dawn Murdock	\$134.71	Board of Directors meeting, 7/24/24
24610	Scott Nassif	\$223.28	Board of Directors meeting, 7/24/24
24611	City of Norwalk	\$107.91	Board of Directors meeting, 7/24/24
24612	Gloria Olmos	\$125.46	Board of Directors meeting, 7/24/24
24613	City of Paramount	\$11.79	Board of Directors meeting, 7/24/24
24614	City of Paso Robles	\$604.18	Board of Directors meeting, 7/24/24
24615	Victor Manuel Perez	\$258.12	Board of Directors meeting, 7/24/24
24616	City of Pismo Beach	\$301.50	Board of Directors meeting, 7/24/24
24617	Robert Pullen-Miles	\$130.15	Board of Directors meeting, 7/24/24
24618	Gabriel Quinones	\$120.64	Board of Directors meeting, 7/24/24
24619	Voided - California JPIA Checks	\$0.00	Voided - California JPIA Checks
24620	Caren Ray Russom	\$358.62	Board of Directors meeting, 7/24/24
24621	Rob Saemann	\$31.49	Board of Directors meeting, 7/24/24
24622	Rene Salas	\$24.12	Board of Directors meeting, 7/24/24
24623	City of San Clemente	\$50.92	Board of Directors meeting, 7/24/24
24624	City of Santa Fe Springs	\$12.06	Board of Directors meeting, 7/24/24
24625	Southern California Association of Governments	\$250.08	Board of Directors meeting, 7/24/24
24626	Kyle Schully	\$100.00	Board of Directors meeting, 7/24/24
24627	Timothy J. Sheridan	\$173.70	Board of Directors meeting, 7/24/24
24628	Becky Shevlin	\$138.99	Board of Directors meeting, 7/24/24
24629	City of Solvang	\$307.70	Board of Directors meeting, 7/24/24
24630	Erik Sund	\$151.42	Board of Directors meeting, 7/24/24

CALIFORNIA JOINT POWERS INSURANCE AUTHORITY

WARRANT REGISTER

From: 9/1/2024 To: 9/30/2024

CHECK NUMBER	PAYEE	AMOUNT	DESCRIPTION
24631	Shelly Sustarsic	\$100.00	Board of Directors meeting, 7/24/24
24632	Gary Taylor	\$108.04	Board of Directors meeting, 7/24/24
24633	Rene Trevino	\$100.00	Board of Directors meeting, 7/24/24
24634	Evan Trubee	\$256.78	Board of Directors meeting, 7/24/24
24635	Ventura Port District	\$224.08	Board of Directors meeting, 7/24/24
24636	City of Vista	\$202.11	Board of Directors meeting, 7/24/24
24637	Larry Weber	\$100.00	Board of Directors meeting, 7/24/24
24638	Clint Weirick	\$385.42	Board of Directors meeting, 7/24/24
24639	Doug Wilson	\$167.94	Board of Directors meeting, 7/24/24
24640	Lori Woods	\$129.48	Board of Directors meeting, 7/24/24
24641	Benjamin Yu	\$120.37	Board of Directors meeting, 7/24/24
24642	CPS HR Consulting	\$20,000.00	Self produced content
24643	Entertainment Services LA Inc.	\$200.00	Self produced content
24644	Hispanic Arborist Association	\$2,200.00	Chainsaw workshop, 2/27/24, Santa Clarita
24645	Southern California Edison Company	\$4,899.92	Electric Charge 8/24
24646	The Standard Insurance Company	\$7,009.55	AD&D, LIFE, LTD & STD, 9/24
24647	Vision Service Plan - Ca	\$1,172.22	Vision premium, 9/24
24648	City of Alhambra	\$2,450.00	Refreshments for training workshops, 8/1/2024 -8/28/2024
24649	Town of Apple Valley	\$290.00	Refreshments for training workshops, 7/24/2024 -7/26/2024
24650	City of Azusa	\$110.00	Refreshments for training workshop, 8/14/2024
24651	City of Bell Gardens	\$620.00	Refreshments for training workshops, 8/22/2024 - 8/29/2024
24652	City of Brawley	\$340.00	Refreshments for training workshops, 8/27/2024 - 8/28/2024
24653	City of Calabasas	\$145.00	Refreshments for training workshop, 8/27/2024
24654	City of Camarillo	\$830.00	Refreshments for training workshops, 8/19/2024 - 8/21/2024
24655	City of Cerritos	\$420.00	Refreshments for training workshop, 8/9/2024
24656	City of Chino Hills	\$605.00	Refreshments for training workshops, 8/1/2024 - 8/28/2024
24657	City of Claremont	\$895.00	Refreshments for training workshop, 7/16/2024
24658	Coachella Valley Association of Governments	\$65.00	Refreshments for training workshop, 8/1/2024
24659	City of Commerce	\$330.00	Refreshments for training workshop, 8/24/2024
24660	City of Dana Point	\$390.00	Refreshments for training workshop, 8/20/2024
24661	City of Diamond Bar	\$70.00	Refreshments for training workshop, 8/15/2024
24662	City of Fillmore	\$100.00	Refreshments for training workshop, 8/7/2024
24663	City of Goleta	\$1,980.00	Refreshments for training workshops, 8/5/2024 - 8/22/2024
24664	Hermosa Beach	\$360.00	Refreshments for training workshop, 8/12/2024
24665	Juve Creative, Inc.	\$44,852.50	Academies graphic design; LMS development; 2024 RMEF, graphic design; Conference campaign; Website updates; Website Newsletter & maintenance
24666	Voided - California JPIA Checks	\$0.00	Voided - California JPIA Checks
24667	City of La Puente	\$1,260.00	Supervisors Essential Skills workshop, 8/15/24
24668	City of La Quinta	\$1,100.00	Refreshments for training workshops, 8/8/24 & 8/28/2024 - 8/29/2024
24669	City of Lakewood	\$810.00	Refreshments for training workshop, 8/21/2024
24670	Lemon Grove	\$510.00	Refreshments for training workshop, 8/7/2024
24671	City of Loma Linda	\$280.00	Refreshments for training workshops, 7/17/2024 - 7/25/2024
24672	City of Malibu	\$205.00	Refreshments for training workshop, 8/13/2024
24673	City of Monrovia	\$570.00	Refreshments for training workshops, 8/21/2024 - 8/22/2024
24674	City of Morro Bay	\$880.00	Refreshments for training workshops, 7/11/2024 - 8/8/2024
24675	City of Norwalk	\$430.00	Refreshments for training workshop, 8/8/2024
24676	City of Palm Desert	\$650.00	Refreshments for training workshops, 8/8/2024 - 8/14/2024
24677	City of Paramount	\$785.00	Refreshments for training workshops, 7/9/2024 - 8/28/2024
24678	City of Paso Robles	\$155.00	Refreshments for training workshop, 8/14/2024
24679	Marlin Leasing Corp	\$2,833.88	Printer lease, 9/24
24680	City of Pismo Beach	\$195.00	Refreshments for training workshop, 8/15/2024
24681	City of Port Hueneme	\$240.00	Refreshments for training workshop, 8/7/2024
24682	City of Poway	\$930.00	Refreshments for training workshop, 8/1/24 & 8/7/2024
24683	Rossmoor CSD	\$120.00	Refreshments for training workshops, 8/16/2024 - 8/23/2024

CALIFORNIA JOINT POWERS INSURANCE AUTHORITY

WARRANT REGISTER

From: 9/1/2024 To: 9/30/2024

CHECK NUMBER	PAYEE	AMOUNT	DESCRIPTION
24684	City of San Gabriel	\$200.00	Refreshments for training workshop, 8/24/24
24685	City of San Marcos	\$810.00	Refreshments for training workshop, 8/15/24
24686	City of Santa Paula	\$570.00	Refreshments for training workshop, 8/7/2024
24687	City of Seaside	\$535.00	Refreshments for training workshops, 8/14/2024 - 8/22/2024
24688	City of Signal Hill	\$1,295.00	Refreshments for training workshops, 8/15/2024 - 8/29/2024
24689	City of South El Monte	\$1,180.00	Refreshments for training workshops, 8/20/2024 - 8/28/2024
24690	City of Temple City	\$270.00	Refreshments for training workshop, 8/31/2024
24691	Ventura Port District	\$360.00	Refreshments for training workshop, 8/8/2024
24692	City of Vista	\$510.00	Refreshments for training workshop, 8/1/2024
24693	AT&T	\$1,380.98	Internet service, 8/24 and 9/24
Multiple	Participating LTF Committee Members	\$2,500.00	LTF Oversight Committee meeting, 9/11/24
Multiple	Retired California JPIA employees	\$10,239.90	Medicare part B premium reimbursement, July - September 2024
24699	CPS HR Consulting	\$15,000.00	Self produced content
24701	Tony DeMarco	\$117.68	Board of Directors meeting, 7/24/24
24702	City of El Centro	\$360.00	Refreshments for training workshops, 7/22/24 - 7/25/24
24703	Employment Check, Inc.	\$71.50	Pre-employment background check
24704	Exterminetics of Southern California, Inc.	\$175.00	Pest control, 8/24
24705	Gibbons & Conley	\$6,296.31	Legal services, 7/24 and 8/24
24707	Glasby Maintenance Supply Company	\$668.90	Custodial supplies
24710	Macias, Gini & O'Connell, LLP	\$6,000.00	LTF financial statement audit, FY 2022-23
24713	NATEC International, Inc.	\$1,910.00	Asbestos Cement Pipe workshop, 8/28/24, Chino Hills
24716	Purchase Power	\$200.00	Postage fee
24717	Protelligent	\$22,602.82	Licensing & renewal, Tech support, and CRM support, 10/24
24719	Trackdown Management Services	\$1,200.00	City Manager Newsletter sponsorship
24720	Tripepi, Smith & Associates, Inc.	\$9,414.58	2024 RMEF Capstone filming; Marketing, 8/24
24721	Xerox Corporation	\$1,503.00	Records scanning project
24722	34th Street, Inc.	\$2,950.00	Successful Workplace Cultures workshop, 7/30/24, Malibu
24723	Bickmore Actuarial	\$2,100.00	CCCSIF WC actuarial study, 6/24
24724	Bishop Consulting	\$13,917.28	Supervisor Essential Skills workshops, 6/20/24, La Puente, 6/27/24, Goleta; DISC assessment training sessions, 8/1/24, California JPIA
24725	Citi Cards	\$498.16	Office supplies
24726	County of Los Angeles	\$97,343.68	LTF defense costs reimbursement
24727	CPS HR Consulting	\$3,582.00	Risk Management Practitioners Program Participants workshop, 2024
24728	Graves & King LLP	\$805.00	Legal service, 8/24
24729	City of La Mirada	\$1,260.00	Refreshments for training workshops, 8/21/2024 and 8/22/2024
24730	Occupational Health Centers of California	\$69.00	Pre-employment physical
24731	Sedgwick Claims Management Services Inc.	\$7,894.50	Risk Tech program, 7/24; Mandated Reporter workshops, 7/10/24, Norwalk, 7/15/24 and 7/16/24, Paramount, 7/23/24, South El Monte
24732	Smart System Technologies, Inc.	\$12,200.74	Security system, 6/24 - 9/24; Big Sur site camera setup
24733	Tripepi, Smith & Associates, Inc.	\$11,962.13	Monthly retainer, 9/24
20240912	American Express	\$121,277.29	Business expenses
Multiple	Executive Committee Members	\$9,430.25	Board of Directors meeting, 7/24/24 and Executive Committee meeting, 8/28/24
EFT1010125	Health and Human Resource Center, Inc.	\$55.68	Employee assistance premium, 9/24
EFT1010126	Athens Administrators	\$336,933.75	WC Claims admin fee, 9/24
EFT1010127	Jeff Bills	\$7,400.95	Leadership Academy, 8/20/24 - 8/22/24, Paso Robles, speaker; monthly retainer, 9/24
Multiple	California JPIA Employees	\$3,216.24	Business expense reimbursement
EFT1010132	Delta Dental	\$4,709.56	Delta Dental premium, 9/24
EFT1010133	Amy Dolson	\$2,470.00	Risk Tech, 8/24
EFT1010134	D. Renee Christensen, Inc	\$6,814.00	Supervisor Essential Skills workshop, 7/23/24
EFT1010135	Todd Elliot	\$7,000.00	2024 RMEF Thursday night activity
EFT1010136	Empire Wealth International, LLC	\$4,876.00	2024 RMEF speaker books
EFT1010138	FORTIS Resource Partners, Inc.	\$2,176.00	Accounting temp support
EFT1010143	Ogletree, Deakins, Nash, Smoak & Stewart, P.C.	\$572.00	Legal service, 7/24

CALIFORNIA JOINT POWERS INSURANCE AUTHORITY

WARRANT REGISTER

From: 9/1/2024 To: 9/30/2024

CHECK NUMBER	PAYEE	AMOUNT	DESCRIPTION
EFT1010144	OSTS, Inc	\$31,643.50	Big 4 workshop, 7/17/24, Palos Verdes Estates; Confined Space Entry workshops, 7/8/24 - 7/9/24, Fountain Valley; Chainsaw Safety workshop, 7/17/24, Fountain Valley; Driver Safety workshop, 7/23/24, La Verne, 7/23/24, Calabasas; Driver Safety and Heat Illness Prevention workshops, 7/15/24 - 7/16/24, Paramount; Environmental Safety: Lead and Asbestos Awareness workshops, 7/2/24 and 7/9/24, Stanton, 7/10/24, Seal Beach; Fall Protection Awareness, Hand and Portable Power Tools GHS/Hazard Communication workshops, 7/18/2024, Signal Hill; Heat Illness Prevention, Bloodborne Pathogens, Biohazard and Hearing Conservation workshop, 7/8/24, Lake Elsinore; IIPP Employee Orientation, Driver Safety, Ladder, Slips, Trips and Falls, Fall Protection Awareness workshops, 7/11/24, 7/18/24, San Marcos; Traffic Control Technician & Flagger Operations workshops, 7/24/2024, Lakewood;
EFT1010145	Public Sector Excellence	\$2,117.25	Teach/Chasing Excavating workshop, 7/2/24, Laguna Coast
EFT1010151	Wilmes, LLC	\$2,400.00	Leadership Academy, 8/20/24 - 8/22/24, Paso Robles, speaker
EFT1010152	W.T. Durant, Inc.	\$2,987.35	Defensive Driving workshop, 5/6/24, Santa Clarita
EFT1010153	MissionSquare Retirement - 303081	\$23,823.56	Big Sur building expense
EFT1010154	U.S. Bank N.A. Minnesota	\$1,929.79	Deferred compensation, 8/24/24 - 9/6/24
EFT1010155	CBIZ Valuation Group, LLC	\$53,875.00	PARS Excess benefit contribution, 8/24/24 - 9/6/24
EFT1010156	Disability Access Consultants, LLC	\$50,300.00	Member property appraisals
EFT1010157	Voided - California JPIA Checks	\$0.00	ADA survey, Artesia
EFT1010158	Keppler Speakers	\$15,000.00	Voided - California JPIA Checks
EFT1010159	OC CPR Training	\$41,898.08	2024 RMEF Keynote final
EFT1010160	OSTS, Inc	\$26,623.69	CPR/AED/First-Aid Safety workshops, 7/17/24 - 7/18/24, Vista, 7/20/24, San Dimas, 7/22/24 - 7/26/24, El Centro, 7/23/24, Palos Verdes Estates, 7/25/24, Grand Terrace, 7/24/24 and 7/27/24, Hermosa Beach
EFT1010161	Charles Schwab	\$625.81	Aerial Lift workshop, 7/18/24, Big Bear Lake; Audiometric testing workshop, 7/16/24, Paso Robles; Big 4 workshop, 7/31/24, Commerce; Bucket Truck Safety workshops, 7/24/24, Santa Clarita, 7/17/24, Paso Robles; Driver Safety workshops, 7/31/24, Alhambra, 8/1/24, Chino Hills; Environmental Safety: Lead & Asbestos Awareness workshop, 7/24/24, South El Monte; Forklift Operator Safety workshop, 7/18/24, Paso Robles; Hazwoper First Responder Awareness workshops, 7/9/24 - 7/10/24, Seaside, 7/29/24, Aliso Viejo; Traffic Control Technician & Flagger Operation workshops, 7/17/24 - 7/18/24, Big Bear Lake, 7/30/24 - 7/31/24, South El Monte; Trench/Shoring/Excavating Competent Person workshop, 7/24/24, Port Hueneme
EFT1010164	Citrin Cooperman Advisors LLC	\$100,410.14	401A plan contribution, 9/11/24
EFT1010165	Computer Science Corporation Tribridge Holdings LLC	\$28,500.00	CRM support and development, 7/24 and 8/24
EFT1010166	D. Renee Christensen, Inc	\$18,694.90	LMS administration support
EFT1010167	Dychelon LLC	\$12,143.86	Supervisor Essential Skills workshops, 7/31/24 - 8/2/24, Poway, 8/7/24 - 8/9/24, La Quinta, 8/15/24, La Puente, 8/21/24 - 8/24/24, Goleta
EFT1010168	Embark Safety	\$4,178.40	Workplace Harassment Prevention workshops, 8/13/24, Malibu, 8/21/24 and 8/22/24, Seaside; Executive Communication workshop, 8/15/24, Pismo Beach
EFT1010169	Equation Technologies, Inc.	\$93,504.00	Driver monitoring, 8/24
EFT1010171	Forma Health and Performance	\$29,000.00	New accounting software annual licensing fee; accounting software implementation services
EFT1010172	FORTIS Resource Partners, Inc.	\$3,808.00	Functional mobility, 5/24 - 7/24
EFT1010174	Scott J. Grossberg, APC	\$2,676.78	Accounting temp support
EFT1010176	Harbinger Horizon	\$3,913.29	Part-Time, Seasonal, and Temporary Employees and Volunteers workshop, 8/24/24, San Gabriel
EFT1010178	Independent Consulting & Risk Management Services, LLC	\$4,000.00	Cultural Diversity & Implicit Biases workshop, 8/15/24, San Gabriel; Emotional Intelligence workshop, 8/20/24, Artesia
EFT1010179	Intrinsic Environment, Health & Safety	\$1,242.50	Executive consulting retainer
EFT1010185	OC CPR Training	\$18,888.58	Risk management initiatives, 6/24, Malibu, Paso Robles
EFT1010186	Paylocity	\$140.00	CPR/AED/First-Aid Safety workshops, 7/31/24, Imperial, 8/1/24, Vista, 8/5/24 and 8/8/24, Goleta, 8/7/24, Santa Paula
EFT1010187	Randy Crump Consulting	\$5,097.50	Monthly COBRA fees
EFT1010188	Safety Time Training	\$12,381.53	Tech support, server upgrade, licensing & renewal
EFT1010191	W.T. Durant, Inc.	\$16,856.44	Emergency Preparedness and Fire Extinguisher Safety workshops, 8/19/24 - 8/21/24, Camarillo, 8/22/24, Bell Gardens, 8/28/24, Paramount
EFT1010192	MissionSquare Retirement - 303081	\$24,362.65	Big Sur building expense
EFT1010193	U.S. Bank N.A. Minnesota	\$1,929.79	Deferred compensation, 9/7/24 - 9/20/24
EFT1010194	Steven F. Albrecht	\$4,650.00	PARS Excess benefit contribution, 9/7/24 - 9/20/24
EFT1010195	City of Alhambra	\$4,795.60	Substance Abuse for Safety Sensitive Supervisors workshop, 8/1/24, West Covina; Encountering the Homeless workshop, 8/6/24, La Verne; Business Writing for Success, 8/13/24, Poway; Workplace Violence: From Threats to Active Shooters workshop, 8/14/24
EFT1010196	Athens Administrators	\$336,933.75	Refund of deposited check, 8/29/24
EFT1010198	Constangy, Brooks, Smith & Prophete LLP	\$17,366.00	WC Ccaims administration fee, 10/24
EFT1010199	Cvent	\$1,098.00	Cyber incident coaching
EFT1010200	Empire Wealth International, LLC	\$1,395.00	LMS user registrations
EFT1010201	Law Enforcement Training Solutions	\$7,094.53	2024 RMEF speaker books
EFT1010202	OSTS, Inc	\$8,535.00	2024 RMEF speaker books
			Campus security assessment
			Big 4 workshops, 8/7/24, Fillmore, 8/7/24, Poway; Driver Safety workshop, 8/3/24, Artesia; Fall Protection - Awareness workshop, 8/7/24, Seal Beach; Forklift Operator Safety workshop, 8/1/24, Alhambra; Hand and Portable Power Tools workshop, 8/7/24, Seal Beach; Hazmat workshops, 7/29/24 - 8/2/24, Cerritos; Hearing Conservation workshop, 8/1/24, Stanton; Trench/Shoring/Excavating - User Awareness workshops, 8/13/24 and 8/20/24, Goleta

CALIFORNIA JOINT POWERS INSURANCE AUTHORITY
WARRANT REGISTER
From: 9/1/2024 To: 9/30/2024

CHECK NUMBER	PAYEE	AMOUNT	DESCRIPTION
EFT1010203	Public Sector Excellence	\$10,011.92	Dealing Successfully With Customers workshops, 8/14/24, Seaside, 8/23/24, Rossmore CSD, 8/27/24, Norwalk; Building A Workplace of Mutual Respect
EFT1010205	Charles Schwab	\$625.81	workshops, 8/28/24 and 8/29/24, La Quinta 401A plan contribution, 9/25/24
DISBURSEMENT TOTAL		\$1,891,620.72	
GENERAL			
20240930	Chase Card Services	\$17,674.78	Business expenses
20240912WIRE	Sequoia Pacific Reinsurance Co.	\$21,189,000.00	2024-25 premium paid to Captive
2732904	CalPERS	\$27,120.44	PERS contribution, 8/24/24 - 9/6/24
2732905	CalPERS	\$8,779.50	PERS contribution, 8/24/24 - 9/6/24
2732914	CalPERS	\$700.00	2024 GASB 68 reporting fee
2741971	CalPERS	\$27,120.44	PERS contribution, 9/7/24 - 9/20/24
2741972	CalPERS	\$8,061.63	PERS contribution, 9/7/24 - 9/20/24
GENERAL TOTAL		\$21,278,456.79	
IMPREST ACCOUNTS DISBURSMENT			
	California JPIA WC ACCT# XXX-XXX5168	\$2,181,450.33	WC claims reimbursement Ck# 145838-148766
	California JPIA CCCSIF Workers Compensation ACCT# XXX-XXX5176	\$9,162.18	CCCSIF WC claims reimbursement Ck# 2077-2139
	California JPIA Liability ACCT# XXX-XXX3224	\$3,245,396.66	Liability claims reimbursement Ck# 6406-6880
	California JPIA Excess Liability ACCT# XXX-XXX9247	\$394,458.22	Excess Liability claims reimbursement Ck# 1179-1204
	California JPIA Payroll ACCT# XXX-XXX2794	\$236.38	FSA expense reimbursement for pay period Sep 1 2024-Sep 30 2024
	California JPIA Payroll ACCT# XXX-XXX2794	\$4,348.80	FSA expense reimbursement for pay period Sep 1 2024-Sep 30 2024
	California JPIA Payroll ACCT# XXX-XXX2794	\$1,058.67	FSA expense reimbursement for pay period Sep 1 2024-Sep 30 2024
	California JPIA Payroll ACCT# XXX-XXX2794	\$1,242.14	FSA expense reimbursement for pay period Sep 1 2024-Sep 30 2024
	California JPIA Payroll ACCT# XXX-XXX2794	\$187,288.77	Payroll account reimbursement for pay period Sep 1 2024-Sep 30 2024
	California JPIA Payroll ACCT# XXX-XXX2794	\$186,346.94	Payroll account reimbursement for pay period Sep 1 2024-Sep 30 2024
	California JPIA Property ACCT# XXX-XXX5066	\$530,953.15	Property claims reimbursement Ck# 8593-8620
	Voided - California JPIA Checks	(\$202,720.85)	All Imprest Account
IMPREST ACCOUNTS DISBURSMENT TOTAL		\$6,539,221.39	
GRAND TOTAL		\$29,709,298.90	

In accordance with Article VII, of the Bylaws of the California Joint Powers Insurance Authority, the Chief Executive Officer hereby certifies to the accuracy of the demands and to the availability of funds for payment thereof.

Alexander Smith, Chief Executive Officer