



California JPIA
Garden Room
Ojai Valley Inn
905 Country Club Road
Ojai, CA 93023

AGENDA

EXECUTIVE COMMITTEE OF THE BOARD OF DIRECTORS

REGULAR MEETING

April 26, 2024

8:30 A.M.

CALL TO ORDER

President Margaret Finlay

PLEDGE OF ALLEGIANCE

President Margaret Finlay

ROLL CALL

Steve Croft
Marshall Goodman
Sonny Santa Ines
Steve Tye
Chuong Vo
Mark Waronek
Secretary, Tom Chavez
Vice President Mary Ann Reiss
President Margaret Finlay

ORAL COMMUNICATIONS

Any persons present desiring to address the Executive Committee on any proper matter may do so at this time.

CONSENT CALENDAR

All items under Consent Calendar may be enacted by one motion. Any item may be removed from the Consent Calendar and acted upon separately by the Executive Committee.

1. APPROVAL

Minutes of March 27, 2024 Regular Meeting

2. RECEIVE AND FILE

Treasurer's Monthly Compliance Report for March 2024

3. APPROVAL

Call for Nominations for the July 2024 Executive Committee Election

REPORTS AND RECOMMENDATIONS

4. RESOLUTION
NO. 2023-04 WR

Warrant Register

A RESOLUTION OF THE EXECUTIVE COMMITTEE OF THE BOARD OF DIRECTORS OF THE CALIFORNIA JOINT POWERS INSURANCE AUTHORITY ALLOWING CERTAIN CLAIMS AND DEMANDS IN THE TOTAL OF \$14,843,183.60.

ADJOURNMENT

To a meeting on May 22, 2024, at 5:30 p.m., in the El Capitan Room of the California JPIA, 8081 Moody Street, La Palma, CA 90623.

In compliance with Americans with Disabilities Act, if you need special assistance to participate in this meeting, please contact the Agency Clerk at (562) 467-8736. Notification 48 hours before meeting will enable the Authority to make reasonable arrangements to ensure accessibility. (28 CFR 35.102.35.104 ADA Title II)

Dated: April 22, 2024

Posted: April 22, 2024

s/Veronica Ruiz
Veronica Ruiz, CMC
Agency Clerk

AFFIDAVIT OF POSTING

I, Veronica Ruiz, declare as follows: That I am the duly designated Agency Clerk for the California Joint Powers Insurance Authority, and that I caused to be posted the foregoing agenda in accordance with the Brown Act. Dated this 22nd day of April, 2024.

By: Veronica Ruiz, CMC, Agency Clerk

CALIFORNIA JPIA

MINUTES

EXECUTIVE COMMITTEE OF THE BOARD OF DIRECTORS

REGULAR MEETING

March 27, 2024

5:30 P.M.

CALL TO ORDER

President Finlay called the regular meeting of the Executive Committee of the California JPIA to order at 5:33 p.m. in the El Capitan Room at the California JPIA, 8081 Moody Street, La Palma, CA 90623.

ROLL CALL

A quorum was established by roll call.

PRESENT:

Steve Croft
Marshall Goodman
Sonny Santa Ines
Steve Tye
Chuong Vo
Mark Waronek
Secretary, Tom Chavez
Vice President, Mary Ann Reiss (*Teleconference*)
President, Margaret Finlay

EX OFFICIO:

Thaddeus McCormack, Managers Committee
Chairman
Jose Gomez, Finance Officers Committee
Chairman
Brad McKinney, Risk Managers Committee
Chairman

ATTENDEES:

Bill Durant, W.T. Durant
Cesar Vasquez, W.T. Durant
Karen Castellanos, W.T. Durant
Michael Manduca, James Marta & Co.
(*Teleconference*)
Jim Bankson, Auditing and Consulting
(*Teleconference*)
Manuel Berumen, Athens Administrators

Jon Shull

STAFF: Alexander Smith, Chief Executive Officer
Habib Ali, Accounting Specialist
Olga Berdial, Communications Director
Lyndsie Buskirk, Administrative Analyst
Maria Galvan, Senior Risk Manager
Abe Han, Senior Risk Manager
Garret Marchese, Maintenance Worker
Jason McBride, Finance Director
Alex Mellor, Risk Services Director
Courtney Morrison, Management Analyst
(Teleconference)
Veronica Ruiz, Agency Clerk
Jeff Rush, Workers' Comp. Program Manager
Nikki Salas, Administrative Services Director
Carl Sandstrom, Business Projects Manager
Kelly Trainer Policky, Employment Practices
Manager
Chris Yanonis, Facilities Specialist
Paul Zeglovitch, Claims and Insurance Director

**ORAL
COMMUNICATIONS**

There were no requests to address the Executive Committee.

URGENCY ITEM:
City of Hemet Membership
Status

Alex Smith, Chief Executive Officer, introduced an item which came to the Authority’s attention subsequent to the agenda being posted, and requested that they be added to the agenda as urgency items in accordance with Government Code §54954.2(b) since there was a need to take immediate action.

It was moved by Director Santa Ines to add the item to the agenda. The motion was seconded by Director Tye. The motion carried unanimously by roll call vote.

CONSENT CALENDAR

President Finlay presented the items appearing on the Consent Calendar.

Director Chavez moved that the Consent Calendar Items be approved, received, and filed in one action. The motion was seconded by Director Waronek. The motion carried unanimously by roll call vote.

The Consent Calendar included:

- Executive Committee Minutes of February 28, 2024 Regular Meeting
- Treasurer’s Monthly Compliance Report for February 2024

- Financial Statements for the Quarters Ended September 30, 2023 and December 31, 2023
- October 2023 Retrospective Computations

RECEIVE AND FILE
Construction Project Update

President Finlay presented the Construction Project Update item.

Alexander Smith, Chief Executive Officer, introduced the team from W.T. Durant, who provided an update on the California JPIA construction project and design work.

Director Chavez moved to receive and file the Construction Project Update. The motion was seconded by Director Tye. The motion carried unanimously by roll call vote.

RECEIVE AND FILE
2024 Workers' Compensation
Claims Audit

President Finlay presented the 2024 Workers' Compensation Claims Audit item.

Jeff Rush, Workers' Compensation Program Manager, introduced Jim Bankson of Auditing and Consulting. Mr. Bankson presented the results of the annual independent audit of claims administered by Athens. The audit included 150 claims and focused on activity performed during the 2023 calendar year, the initial year that Athens has provided claims administration services to our membership. Athens received a score of 92.17% on the audit. Rush noted that this score also marked the 14th consecutive year that our claims team has scored 90% or higher on their audit.

Director Chavez moved to receive and file the 2024 Workers' Compensation Claims Audit. The motion was seconded by Director Santa Ines. The motion carried unanimously by roll call vote.

RECEIVE AND FILE
Audited Financial Statements
as of June 30, 2023

President Finlay presented the Audited Financial Statements as of June 30, 2023 item.

Jason McBride, Finance Director, introduced Michael Manduca of James Marta & Company. Mr. Manduca presented a report and findings of the 2023 Financial Statements.

Director Chavez moved to receive and file the Audited Financial Statements as of June 30, 2023. The motion was seconded by Director Waronek. The motion carried unanimously by roll call vote.

RESOLUTION
NO. 2024-03 WR
Warrant Register

President Finlay read, by title only, Resolution No. 2024-03 WR,

A RESOLUTION OF THE EXECUTIVE COMMITTEE OF THE BOARD OF DIRECTORS OF THE CALIFORNIA JOINT POWERS INSURANCE AUTHORITY ALLOWING CERTAIN CLAIMS AND DEMANDS IN THE TOTAL OF \$13,437,627.60.

Director Waronek moved to waive further reading and adopt Resolution 2024-03 WR. The motion was seconded by Director Santa Ines. The motion carried unanimously by roll call vote.

RECESS

At 6:46 p.m., President Finlay recessed the Executive Committee meeting.

RECONVENE

At 7:58 p.m., President Finlay reconvened the Executive Committee.

CONSIDERATION

City of Hemet Membership
Status

President Finlay introduced this item.

Alex Smith, Chief Executive Officer, provided a report and recommended the Executive Committee terminate the City of Hemet’s membership in all Authority coverage programs, effective July 1, 2024.

Director Santa Ines moved to terminate the City of Hemet’s membership in all Authority coverage programs, effective July 1, 2024. The motion was seconded by Director Tye. The motion carried unanimously by roll call vote.

ADJOURNMENT

President Finlay adjourned the meeting at 8:05 p.m. to the next regular meeting on April 26, 2024, at 8:30 a.m., in the Garden Room of the Ojai Valley Inn, 905 Country Club Road, Ojai, CA 93023.

Tom Chavez, Secretary

CALIFORNIA JPIA

AGENDA REPORT

To: EXECUTIVE COMMITTEE
From: Alexander Smith, Chief Executive Officer
By: Jason McBride, Finance Director
Date: April 26, 2024
Subject: Treasurer's Monthly Compliance Report

Attached is the Treasurer's Monthly Compliance Report for March 2024.

Directly held investments, as of March 31, 2024, totaled \$316.3 million. Cash held in LAIF was \$3.4 million and the money market account balance was \$9,370. Cash held in the Los Angeles County Pooled Investment Fund was \$105,842. Cash held in CAMP was \$27.5 million. Altogether, cash and investments totaled \$347.3 million at the end of the month.

The annualized yield to maturity at cost earned by direct investments was 2.43%. Accrual basis earnings were \$581,782. The quarter-to-date yield reported by LAIF was 4.12%, and the money market account yield was 5.19%. The Los Angeles County Pooled Investment Fund yielded 4.15% and CAMP yielded 5.67%.

Recommended Action

Receive and file.

<u>Security Type</u>	<u>Par Value</u>	<u>Original Cost</u>	<u>Amortized Cost</u>	<u>Market Value</u>	<u>Longest Maturity</u>	<u>Maximum Allowable Maturity</u>	<u>YTM at Cost</u>
U.S. Treasury	\$142,390,000.00	\$140,363,368.68	\$141,063,977.95	\$133,649,337.66	9.63 Years	10 Years	2.03%
Federal Agency	\$122,254,272.89	\$121,584,095.77	\$121,693,698.69	\$117,511,359.65	8.45 Years	10 Years	2.60%
Certificates of Deposit	\$3,000,000.00	\$3,000,000.00	\$3,000,000.00	\$2,981,544.00	2.30 Years	5 Years	5.08%
Medium-Term Corporate Notes	\$52,094,000.00	\$52,653,262.96	\$52,078,298.20	\$50,731,723.66	4.96 Years	5 Years	2.79%
Asset-Backed Securities	\$8,354,082.22	\$8,352,815.87	\$8,353,086.20	\$8,307,021.34	4.72 Years	5 Years	3.72%
Municipal Bonds	\$1,850,000.00	\$1,849,809.60	\$1,849,984.06	\$1,775,936.50	1.34 Years	5 Years	0.68%
Total Securities	\$329,942,355.11	\$327,803,352.88	\$328,039,045.10	\$314,956,922.81			2.43%
Accrued Interest			\$1,310,742.01	\$1,310,742.01			
Total Portfolio	\$329,942,355.11	\$327,803,352.88	\$329,349,787.11	\$316,267,664.82			
CAMP-Pool	\$8,492,627.99	\$8,492,627.99	\$8,492,627.99	\$8,492,627.99	1 Day		5.48%
CAMP-Term	\$19,000,000.00	\$19,000,000.00	\$19,000,000.00	\$19,000,000.00	75 Day		5.75%
LAIF	\$3,430,217.92	\$3,430,217.92	\$3,430,217.92	\$3,430,217.92	1 Day		4.12%
Money Market Fund	\$9,369.82	\$9,369.82	\$9,369.82	\$9,369.82	1 Day		5.19%
LA County Pooled Investment Fund	\$105,942.16	\$105,942.16	\$105,942.16	\$105,942.16	1 Day		4.15%
Total Liquidity	\$31,038,157.89	\$31,038,157.89	\$31,038,157.89	\$31,038,157.89			5.49%
Total Investments	\$360,980,513.00	\$358,841,510.77	\$360,387,945.00	\$347,305,822.71			2.71%

1. I hereby certify that all investments are in compliance with the investment policy adopted by the Executive Committee as of August 2021.

2. The California JPIA investment portfolio is managed by PFM Asset Management LLC.

3. PFM's market prices are derived from closing bidprices as of the last business day of the month as supplied by Refinitiv or Bloomberg. Where prices are not available from generally recognized sources the securities are priced using a yield-based matrix system to arrive at an estimated market value. Prices that fall between data points are interpolated.

4. In accordance with Generally Accepted Accounting Principles (GAAP), month-end holdings and information are reported on a trade date basis. Securities listed in bold type on the Security Transactions & Interest page have been traded, but have not yet settled.

5. All ratings are as of month end.

6. The Authority has the ability to meet its budgeted expenditures for the next six months.

7. Excludes \$1,687,962.30 of funds deposited with the Authority by the Central Coast Cities for payments on worker's compensation tail claims.

8. The yield for CAMP is the 7-day yield as of March 31, 2024.

9. The yield for LAIF is the quarter to date yield as of March 31, 2024.

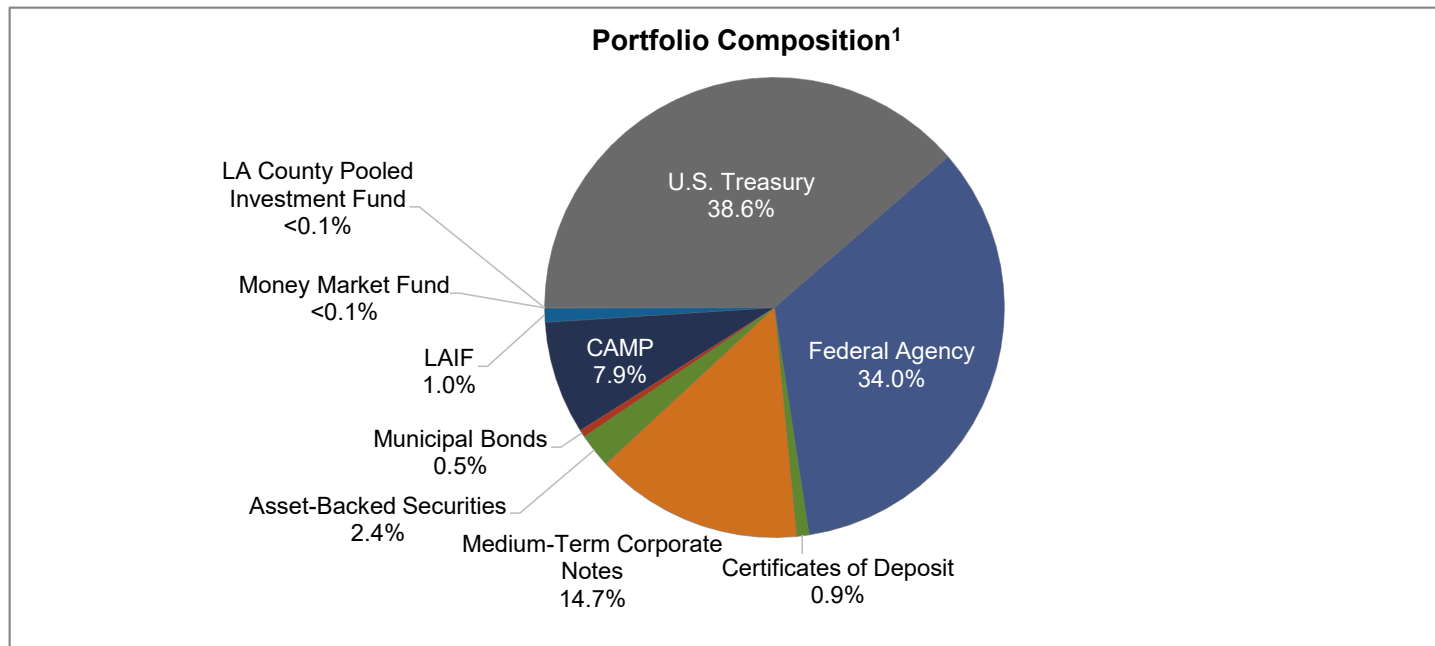
10. The yield for the LA County Pooled Investment Fund is the earnings rate for February. The County reports earnings with a one month lag.

11. Compliance with the investment policy is measured at the time of purchase.

12. Any information or data displayed herein has been formatted for use as directed by the Authority. This report should not be used for compliance assurance reasons. Any claims of compliance are that of the Authority.

For Institutional Investor or Professional Investor Use Only - This material is not for inspection by, distribution to, or quotation to the general public.

<u>Security Type</u>	<u>Market Value (\$)</u>	<u>% of Portfolio¹</u>	<u>Permitted by Policy (% or \$)</u>	<u>In Compliance</u>
U.S. Treasury	\$133,649,337.66	38.6%	100%	Yes
Federal Agency	\$117,511,359.65	34.0%	100%	Yes
Certificates of Deposit	\$2,981,544.00	0.9%	30%	Yes
Medium-Term Corporate Notes	\$50,731,723.66	14.7%	30%	Yes
Asset-Backed Securities	\$8,307,021.34	2.4%	20%	Yes
Municipal Bonds	\$1,775,936.50	0.5%	5%	Yes
CAMP	\$27,492,627.99	7.9%	20%	Yes
LAIF	\$3,430,217.92	1.0%	\$75,000,000	Yes
Money Market Fund	\$9,369.82	<0.1%	20%	Yes
LA County Pooled Investment Fund	\$105,942.16	<0.1%	\$30,000,000	Yes
Subtotal Investments	\$345,995,080.70	100.0%		
Accrued Interest	\$1,310,742.01			
Total Investments	\$347,305,822.71			

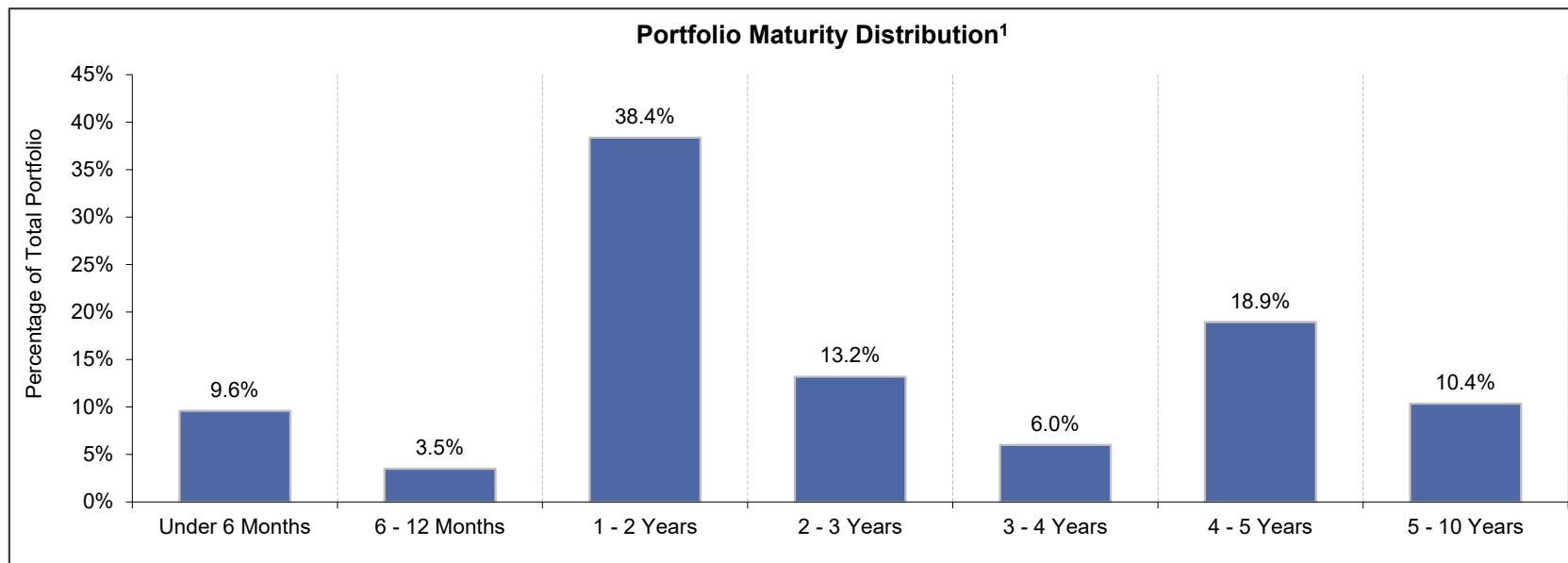


Percentages may not sum to 100% due to rounding.

Maturity Distribution¹ March 31, 2024

Under 6 Months	\$33,364,098.58
6 - 12 Months	\$12,181,837.16
1 - 2 Years	\$133,249,098.10
2 - 3 Years	\$45,823,517.17
3 - 4 Years	\$20,904,214.15
4 - 5 Years	\$65,773,990.24
5 - 10 Years	\$36,009,067.31
Totals	\$347,305,822.71

Portfolio Duration²	
Effective ³	2.65



- Notes:
- 13.3% of the portfolio is invested in currently callable securities. The callable securities are included in the maturity distribution to their stated maturity date, although they may be called prior to maturity.
 - Duration calculations exclude balances in CAMP, LAIF and the money market fund.
 - Effective duration is the change in price for a 1% change in yield, while also taking into account the likelihood of options such as calls and paydowns for mortgage-backed securities being exercised.
 - Percentages may not add up to 100% due to rounding.

Managed Account Summary Statement

For the Month Ending **March 31, 2024**

CALIFORNIA JOINT POWERS INSURANCE AUTH

Transaction Summary - Managed Account

Opening Market Value	\$313,116,918.33
Maturities/Calls	(3,690,641.58)
Principal Dispositions	(5,506,780.25)
Principal Acquisitions	10,261,333.34
Unsettled Trades	0.00
Change in Current Value	776,092.97
Closing Market Value	\$314,956,922.81

Cash Transactions Summary - Managed Account

Maturities/Calls	3,476,777.05
Sale Proceeds	5,580,628.50
Coupon/Interest/Dividend Income	480,775.50
Principal Payments	214,272.64
Security Purchases	(10,275,313.96)
Net Cash Contribution	(0.18)
Reconciling Transactions	0.00

Earnings Reconciliation (Cash Basis) - Managed Account

Interest/Dividends/Coupons Received	555,031.86
Less Purchased Interest Related to Interest/Coupons	(13,980.62)
Plus Net Realized Gains/Losses	(71,589.79)
Total Cash Basis Earnings	\$469,461.45

Cash Balance

Closing Cash Balance **\$175,887.28**

Earnings Reconciliation (Accrual Basis)

	Total
Ending Amortized Value of Securities	328,039,045.10
Ending Accrued Interest	1,310,742.01
Plus Proceeds from Sales	5,580,628.50
Plus Proceeds of Maturities/Calls/Principal Payments	3,691,049.69
Plus Coupons/Dividends Received	480,775.50
Less Cost of New Purchases	(10,275,313.96)
Less Beginning Amortized Value of Securities	(326,995,409.97)
Less Beginning Accrued Interest	(1,249,735.16)
Total Accrual Basis Earnings	\$581,781.71

Portfolio Summary and Statistics

For the Month Ending **March 31, 2024**

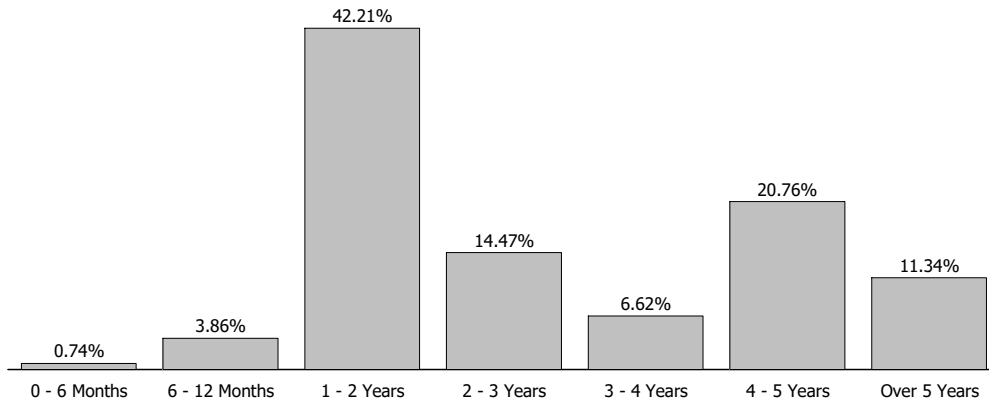
CALIFORNIA JOINT POWERS INSURANCE AUTH

Account Summary

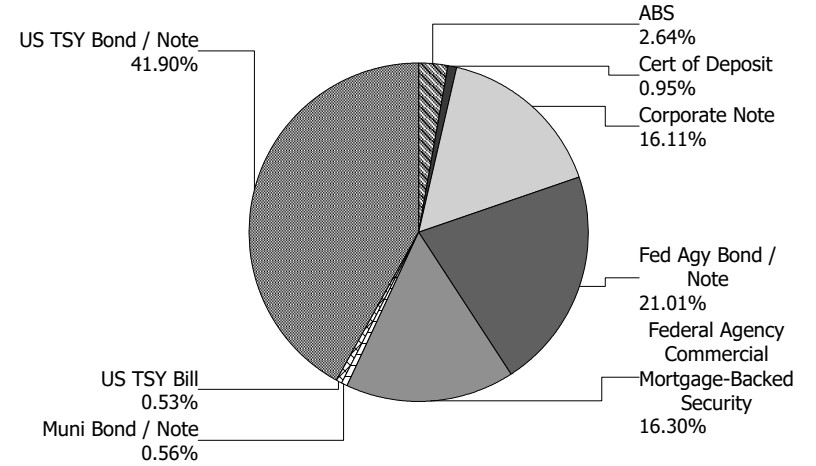
Description	Par Value	Market Value	Percent
U.S. Treasury Bond / Note	140,730,000.00	131,992,986.17	41.90
U.S. Treasury Bill	1,660,000.00	1,656,351.49	0.53
Municipal Bond / Note	1,850,000.00	1,775,936.50	0.56
Federal Agency Commercial Mortgage-Backed Security	51,524,272.89	51,353,001.04	16.30
Federal Agency Bond / Note	70,730,000.00	66,158,358.61	21.01
Corporate Note	52,094,000.00	50,731,723.66	16.11
Certificate of Deposit	3,000,000.00	2,981,544.00	0.95
Asset-Backed Security	8,354,082.22	8,307,021.34	2.64
Managed Account Sub-Total	329,942,355.11	314,956,922.81	100.00%
Accrued Interest		1,310,742.01	
Total Portfolio	329,942,355.11	316,267,664.82	

Unsettled Trades **0.00** **0.00**

Maturity Distribution



Sector Allocation



Characteristics

Yield to Maturity at Cost	2.43%
Yield to Maturity at Market	4.69%
Weighted Average Days to Maturity	1086

Managed Account Issuer Summary

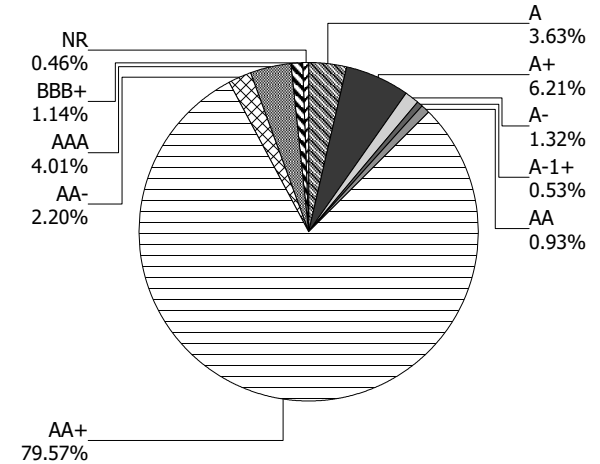
For the Month Ending **March 31, 2024**

CALIFORNIA JOINT POWERS INSURANCE AUTH

Issuer Summary

Issuer	Market Value of Holdings	Percent
AMAZON.COM INC	2,933,694.00	0.93
BANK OF AMERICA CO	5,606,835.75	1.78
BLACKROCK INC	290,162.11	0.09
BRISTOL-MYERS SQUIBB CO	2,235,268.22	0.71
CARMAX AUTO OWNER TRUST	352,778.37	0.11
CHASE ISSURANCE	2,810,139.94	0.89
CHEVRON CORPORATION	2,114,681.80	0.67
CITIGROUP INC	5,287,590.51	1.68
DEERE & COMPANY	2,228,247.92	0.71
DISCOVER FINANCIAL SERVICES	948,501.70	0.30
FANNIE MAE	49,241,698.09	15.63
FEDERAL FARM CREDIT BANKS	1,780,927.00	0.57
FEDERAL HOME LOAN BANKS	10,238,680.15	3.25
FREDDIE MAC	56,250,054.41	17.87
GM FINANCIAL CONSUMER AUTOMOBILE TRUST	294,211.23	0.09
GOLDMAN SACHS GROUP INC	2,084,760.93	0.66
HOME DEPOT INC	2,964,958.58	0.94
HONDA AUTO RECEIVABLES	54,821.73	0.02
HYUNDAI AUTO RECEIVABLES	1,076,657.82	0.34
JOHNSON & JOHNSON	3,759,412.00	1.19
JP MORGAN CHASE & CO	4,792,209.36	1.52
LOS ANGELES COMMUNITY COLLEGE DISTRICT	1,106,925.30	0.35
MASTERCARD INC	2,165,820.60	0.69
MICROSOFT CORP	1,345,800.50	0.43
NOVARTIS AG	4,523,762.80	1.44
PACCAR FINANCIAL CORP	2,306,536.09	0.73
RABOBANK NEDERLAND	2,981,544.00	0.95
STATE OF MARYLAND	669,011.20	0.21
STATE STREET CORPORATION	482,627.00	0.15
TARGET CORP	412,964.90	0.13
THE BANK OF NEW YORK MELLON CORPORATION	3,109,488.48	0.99
TOYOTA MOTOR CORP	2,892,078.66	0.92

Credit Quality (S&P Ratings)



Managed Account Issuer Summary

For the Month Ending **March 31, 2024**

CALIFORNIA JOINT POWERS INSURANCE AUTH

Issuer	Market Value of Holdings	Percent
UNITED STATES TREASURY	133,649,337.66	42.44
UNITEDHEALTH GROUP INC	1,964,734.00	0.62
Total	\$314,956,922.81	100.00%

Managed Account Detail of Securities Held

For the Month Ending **March 31, 2024**

CALIFORNIA JOINT POWERS INSURANCE AUTH

Security Type/Description	Dated Date/Coupon/Maturity	CUSIP	Par	S&P Rating	Moody's Rating	Trade Date	Settle Date	Original Cost	YTM at Cost	Accrued Interest	Amortized Cost	Market Value
U.S. Treasury Bond / Note												
US TREASURY NOTES DTD 12/31/2019 1.750% 12/31/2024		912828YY0	645,000.00	AA+	Aaa	07/16/21	07/19/21	672,311.72	0.51	2,852.88	650,934.51	628,975.75
US TREASURY NOTES DTD 03/31/2020 0.500% 03/31/2025		912828ZF0	1,650,000.00	AA+	Aaa	09/21/21	09/22/21	1,646,003.91	0.57	22.54	1,648,868.91	1,578,070.23
US TREASURY NOTES DTD 03/31/2020 0.500% 03/31/2025		912828ZF0	2,185,000.00	AA+	Aaa	04/05/21	04/07/21	2,169,978.13	0.68	29.85	2,181,239.37	2,089,747.55
US TREASURY NOTES DTD 07/02/2018 2.750% 06/30/2025		912828XZ8	1,000,000.00	AA+	Aaa	07/24/19	07/25/19	1,048,945.31	1.87	6,950.55	1,010,276.93	973,906.20
US TREASURY NOTES DTD 08/31/2020 0.250% 08/31/2025		91282CAJ0	4,375,000.00	AA+	Aaa	08/02/21	08/06/21	4,326,123.05	0.53	951.09	4,357,995.03	4,101,562.50
US TREASURY NOTES DTD 09/30/2020 0.250% 09/30/2025		91282CAM3	1,675,000.00	AA+	Aaa	09/21/21	09/22/21	1,646,407.23	0.68	11.44	1,664,353.13	1,565,078.13
US TREASURY NOTES DTD 09/30/2020 0.250% 09/30/2025		91282CAM3	3,100,000.00	AA+	Aaa	09/27/21	09/28/21	3,031,824.22	0.81	21.18	3,074,509.81	2,896,562.50
US TREASURY NOTES DTD 09/30/2020 0.250% 09/30/2025		91282CAM3	4,000,000.00	AA+	Aaa	09/03/21	09/09/21	3,937,812.50	0.64	27.32	3,977,046.85	3,737,500.00
US TREASURY NOTES DTD 10/31/2020 0.250% 10/31/2025		91282CAT8	1,795,000.00	AA+	Aaa	10/04/21	10/06/21	1,756,996.48	0.78	1,886.23	1,780,218.01	1,671,593.75
US TREASURY NOTES DTD 11/16/2015 2.250% 11/15/2025		912828M56	2,000,000.00	AA+	Aaa	01/30/19	01/31/19	1,951,484.38	2.64	17,060.44	1,988,399.29	1,920,937.60
US TREASURY NOTES DTD 11/30/2020 0.375% 11/30/2025		91282CAZ4	2,110,000.00	AA+	Aaa	11/02/21	11/03/21	2,054,777.34	1.03	2,659.12	2,087,435.90	1,962,629.58
US TREASURY NOTES DTD 12/31/2020 0.375% 12/31/2025		91282CBC4	1,425,000.00	AA+	Aaa	05/06/21	05/07/21	1,402,066.41	0.73	1,350.62	1,416,374.59	1,321,687.50
US TREASURY NOTES DTD 12/31/2020 0.375% 12/31/2025		91282CBC4	2,750,000.00	AA+	Aaa	01/06/21	01/07/21	2,741,943.36	0.43	2,606.46	2,747,169.77	2,550,625.00
US TREASURY NOTES DTD 12/31/2020 0.375% 12/31/2025		91282CBC4	10,390,000.00	AA+	Aaa	07/16/21	07/19/21	10,237,802.73	0.71	9,847.67	10,330,188.16	9,636,725.00

Managed Account Detail of Securities Held

For the Month Ending **March 31, 2024**

CALIFORNIA JOINT POWERS INSURANCE AUTH

Security Type/Description Dated Date/Coupon/Maturity	CUSIP	Par	S&P Rating	Moody's Rating	Trade Date	Settle Date	Original Cost	YTM at Cost	Accrued Interest	Amortized Cost	Market Value
U.S. Treasury Bond / Note											
US TREASURY NOTES DTD 01/31/2019 2.625% 01/31/2026	9128286A3	1,375,000.00	AA+	Aaa	02/01/21	02/03/21	1,524,799.80	0.42	6,048.68	1,430,055.33	1,325,156.25
US TREASURY NOTES DTD 01/31/2021 0.375% 01/31/2026	91282CBH3	1,400,000.00	AA+	Aaa	05/02/22	05/03/22	1,270,281.25	3.01	879.81	1,336,514.56	1,294,343.68
US TREASURY NOTES DTD 01/31/2019 2.625% 01/31/2026	9128286A3	2,000,000.00	AA+	Aaa	08/20/19	08/21/19	2,138,750.00	1.49	8,798.07	2,039,474.52	1,927,500.00
US TREASURY NOTES DTD 01/31/2021 0.375% 01/31/2026	91282CBH3	3,300,000.00	AA+	Aaa	05/19/21	05/20/21	3,232,453.13	0.82	2,073.83	3,273,642.16	3,050,952.96
US TREASURY NOTES DTD 01/31/2021 0.375% 01/31/2026	91282CBH3	3,350,000.00	AA+	Aaa	02/26/21	02/26/21	3,280,644.53	0.80	2,105.25	3,324,184.35	3,097,179.52
US TREASURY NOTES DTD 01/31/2021 0.375% 01/31/2026	91282CBH3	5,500,000.00	AA+	Aaa	07/02/21	07/07/21	5,394,296.88	0.80	3,456.39	5,457,566.75	5,084,921.60
US TREASURY NOTES DTD 02/16/2016 1.625% 02/15/2026	912828P46	1,000,000.00	AA+	Aaa	03/06/19	03/08/19	937,226.56	2.62	2,053.57	983,044.24	945,468.80
US TREASURY NOTES DTD 02/28/2021 0.500% 02/28/2026	91282CBO3	1,665,000.00	AA+	Aaa	09/21/21	09/22/21	1,646,333.79	0.76	723.91	1,656,957.40	1,538,824.30
US TREASURY NOTES DTD 02/28/2021 0.500% 02/28/2026	91282CBO3	2,000,000.00	AA+	Aaa	03/12/21	03/12/21	1,966,718.75	0.84	869.57	1,987,193.87	1,848,437.60
US TREASURY NOTES DTD 02/28/2021 0.500% 02/28/2026	91282CBO3	3,000,000.00	AA+	Aaa	12/03/21	12/07/21	2,919,140.63	1.15	1,304.35	2,963,445.70	2,772,656.40
US TREASURY NOTES DTD 03/31/2019 2.250% 03/31/2026	9128286L9	545,000.00	AA+	Aaa	03/02/20	03/04/20	587,088.48	0.94	33.50	558,833.41	520,304.69
US TREASURY NOTES DTD 05/16/2016 1.625% 05/15/2026	912828R36	1,045,000.00	AA+	Aaa	07/24/19	07/25/19	1,025,161.33	1.92	6,437.95	1,038,823.36	982,136.77
US TREASURY NOTES DTD 05/31/2019 2.125% 05/31/2026	9128286X3	1,000,000.00	AA+	Aaa	06/03/19	06/05/19	1,008,945.31	1.99	7,141.39	1,002,769.12	949,218.80
US TREASURY NOTES DTD 05/31/2021 0.750% 05/31/2026	91282CCF6	1,455,000.00	AA+	Aaa	06/23/21	06/25/21	1,446,701.95	0.87	3,667.32	1,451,360.10	1,340,418.75

Managed Account Detail of Securities Held

For the Month Ending **March 31, 2024**

CALIFORNIA JOINT POWERS INSURANCE AUTH

Security Type/Description Dated Date/Coupon/Maturity	CUSIP	Par	S&P Rating	Moody's Rating	Trade Date	Settle Date	Original Cost	YTM at Cost	Accrued Interest	Amortized Cost	Market Value
U.S. Treasury Bond / Note											
US TREASURY NOTES DTD 05/31/2021 0.750% 05/31/2026	91282CCF6	3,340,000.00	AA+	Aaa	06/06/22	06/08/22	3,061,057.81	2.99	8,418.44	3,188,338.38	3,076,975.00
US TREASURY NOTES DTD 05/31/2021 0.750% 05/31/2026	91282CCF6	4,175,000.00	AA+	Aaa	06/01/21	06/01/21	4,161,790.04	0.81	10,523.05	4,169,281.72	3,846,218.75
US TREASURY NOTES DTD 07/31/2021 0.625% 07/31/2026	91282CCP4	1,665,000.00	AA+	Aaa	09/21/21	09/22/21	1,649,520.70	0.82	1,743.90	1,657,570.29	1,521,393.75
US TREASURY NOTES DTD 09/30/2019 1.625% 09/30/2026	912828YG9	3,035,000.00	AA+	Aaa	01/05/21	01/06/21	3,235,950.19	0.45	134.75	3,122,561.67	2,830,137.50
US TREASURY NOTES DTD 09/30/2021 0.875% 09/30/2026	91282CCZ2	4,660,000.00	AA+	Aaa	04/05/22	04/07/22	4,290,658.59	2.77	111.41	4,454,233.74	4,263,900.00
US TREASURY NOTES DTD 03/31/2020 0.625% 03/31/2027	912828ZE3	865,000.00	AA+	Aaa	02/26/21	02/26/21	845,909.18	1.00	14.77	855,609.10	773,769.49
US TREASURY NOTES DTD 04/30/2020 0.500% 04/30/2027	912828ZN3	3,985,000.00	AA+	Aaa	08/03/22	08/05/22	3,561,593.75	2.92	8,375.07	3,709,749.20	3,539,178.13
US TREASURY NOTES DTD 05/15/2017 2.375% 05/15/2027	912828X88	780,000.00	AA+	Aaa	11/29/22	11/30/22	728,477.34	4.01	7,023.21	743,930.97	733,809.34
US TREASURY NOTES DTD 08/15/2017 2.250% 08/15/2027	9128282R0	105,000.00	AA+	Aaa	01/04/22	01/06/22	109,499.41	1.45	298.56	107,705.80	98,027.35
US TREASURY NOTES DTD 08/15/2017 2.250% 08/15/2027	9128282R0	680,000.00	AA+	Aaa	08/29/22	08/31/22	647,487.50	3.30	1,933.52	657,887.91	634,843.78
US TREASURY NOTES DTD 08/15/2017 2.250% 08/15/2027	9128282R0	5,240,000.00	AA+	Aaa	09/01/22	09/06/22	4,967,970.31	3.40	14,899.45	5,054,374.42	4,892,031.52
US TREASURY NOTES DTD 10/31/2020 0.500% 10/31/2027	91282CAU5	1,435,000.00	AA+	Aaa	09/22/21	09/23/21	1,392,006.05	1.01	3,015.87	1,409,770.71	1,253,382.81
US TREASURY NOTES DTD 12/31/2020 0.625% 12/31/2027	91282CBB6	2,000,000.00	AA+	Aaa	01/05/21	01/06/21	1,995,078.13	0.66	3,159.34	1,997,357.63	1,745,625.00
US TREASURY NOTES DTD 04/30/2023 3.500% 04/30/2028	91282CHA2	4,425,000.00	AA+	Aaa	05/01/23	05/01/23	4,407,887.70	3.59	65,098.56	4,411,036.51	4,292,250.00

Managed Account Detail of Securities Held

For the Month Ending **March 31, 2024**

CALIFORNIA JOINT POWERS INSURANCE AUTH

Security Type/Description Dated Date/Coupon/Maturity	CUSIP	Par	S&P Rating	Moody's Rating	Trade Date	Settle Date	Original Cost	YTM at Cost	Accrued Interest	Amortized Cost	Market Value
U.S. Treasury Bond / Note											
US TREASURY NOTES DTD 05/15/2018 2.875% 05/15/2028	9128284N7	950,000.00	AA+	Aaa	07/24/19	07/25/19	1,015,609.38	2.02	10,354.74	980,693.85	898,937.50
US TREASURY NOTES DTD 05/15/2018 2.875% 05/15/2028	9128284N7	1,000,000.00	AA+	Aaa	06/03/19	06/05/19	1,064,765.63	2.08	10,899.72	1,029,835.41	946,250.00
US TREASURY NOTES DTD 08/15/2018 2.875% 08/15/2028	9128284V9	1,000,000.00	AA+	Aaa	08/20/19	08/21/19	1,111,171.88	1.54	3,633.24	1,054,095.52	944,062.50
US TREASURY NOTES DTD 11/15/1998 5.250% 11/15/2028	912810FF0	1,040,000.00	AA+	Aaa	12/06/22	12/08/22	1,118,325.00	3.82	20,700.00	1,100,991.67	1,080,300.00
US TREASURY NOTES DTD 02/15/2019 2.625% 02/15/2029	9128286B1	1,000,000.00	AA+	Aaa	08/20/19	08/21/19	1,094,296.88	1.55	3,317.31	1,048,454.34	929,062.50
US TREASURY NOTES DTD 05/15/2019 2.375% 05/15/2029	9128286T2	535,000.00	AA+	Aaa	03/02/20	03/04/20	596,211.52	1.07	4,817.21	569,077.27	489,357.81
US TREASURY NOTES DTD 05/15/2019 2.375% 05/15/2029	9128286T2	990,000.00	AA+	Aaa	07/24/19	07/25/19	1,018,114.45	2.05	8,914.08	1,004,677.28	905,540.63
US TREASURY NOTES DTD 05/15/2019 2.375% 05/15/2029	9128286T2	1,000,000.00	AA+	Aaa	06/03/19	06/05/19	1,024,335.94	2.10	9,004.12	1,012,529.79	914,687.50
US TREASURY NOTES DTD 10/31/2022 4.000% 10/31/2029	91282CFT3	985,000.00	AA+	Aaa	11/01/22	11/03/22	974,996.09	4.17	16,560.99	977,013.32	973,303.13
US TREASURY NOTES DTD 10/31/2022 4.000% 10/31/2029	91282CFT3	1,090,000.00	AA+	Aaa	12/06/22	12/08/22	1,110,139.45	3.69	18,326.37	1,106,301.84	1,077,056.25
US TREASURY NOTES DTD 12/31/2022 3.875% 12/31/2029	91282CGB1	2,850,000.00	AA+	Aaa	01/04/23	01/06/23	2,862,357.42	3.80	27,912.77	2,860,172.71	2,798,343.75
US TREASURY NOTES DTD 02/28/2023 4.000% 02/28/2030	91282CGO8	2,510,000.00	AA+	Aaa	08/16/23	08/17/23	2,464,702.34	4.32	8,730.43	2,469,029.05	2,480,193.75
US TREASURY NOTES DTD 05/31/2023 3.750% 05/31/2030	91282CHF1	595,000.00	AA+	Aaa	07/24/23	07/25/23	586,028.52	4.00	7,498.46	586,928.54	579,381.25
US TREASURY NOTES DTD 11/15/2020 0.875% 11/15/2030	91282CAV3	2,000,000.00	AA+	Aaa	01/05/21	01/06/21	1,986,718.75	0.95	6,634.62	1,991,075.74	1,618,750.00

Managed Account Detail of Securities Held

For the Month Ending **March 31, 2024**

CALIFORNIA JOINT POWERS INSURANCE AUTH

Security Type/Description Dated Date/Coupon/Maturity	CUSIP	Par	S&P Rating	Moody's Rating	Trade Date	Settle Date	Original Cost	YTM at Cost	Accrued Interest	Amortized Cost	Market Value
U.S. Treasury Bond / Note											
US TREASURY N/B NOTES DTD 11/30/2023 4.375% 11/30/2030	91282CJM4	840,000.00	AA+	Aaa	12/07/23	12/08/23	851,353.13	4.15	12,350.41	850,908.83	846,825.00
US TREASURY NOTES DTD 02/15/2001 5.375% 02/15/2031	912810FP8	980,000.00	AA+	Aaa	12/06/22	12/08/22	1,099,552.34	3.64	6,656.73	1,080,366.41	1,049,825.00
US TREASURY NOTES DTD 02/15/2001 5.375% 02/15/2031	912810FP8	2,345,000.00	AA+	Aaa	08/16/23	08/17/23	2,517,394.14	4.22	15,928.61	2,503,043.70	2,512,081.25
US TREASURY NOTES DTD 11/15/2021 1.375% 11/15/2031	91282CDJ7	600,000.00	AA+	Aaa	01/30/23	01/31/23	503,812.50	3.51	3,127.75	516,577.57	490,125.00
US TREASURY NOTES DTD 05/15/2022 2.875% 05/15/2032	91282CEP2	1,900,000.00	AA+	Aaa	10/02/23	10/02/23	1,656,339.84	4.70	20,709.48	1,670,426.93	1,725,437.50
US TREASURY NOTES DTD 08/15/2022 2.750% 08/15/2032	91282CFF3	3,065,000.00	AA+	Aaa	01/04/23	01/06/23	2,829,497.85	3.71	10,651.72	2,859,766.15	2,749,400.63
US TREASURY NOTES DTD 11/15/2022 4.125% 11/15/2032	91282CFV8	855,000.00	AA+	Aaa	12/07/23	12/08/23	853,897.85	4.14	13,371.12	853,936.67	849,255.43
US TREASURY NOTES DTD 11/15/2022 4.125% 11/15/2032	91282CFV8	2,505,000.00	AA+	Aaa	08/16/23	08/17/23	2,484,059.77	4.23	39,175.03	2,485,473.14	2,488,169.40
US TREASURY NOTES DTD 02/15/2023 3.500% 02/15/2033	91282CGM7	1,835,000.00	AA+	Aaa	10/02/23	10/02/23	1,672,932.23	4.67	8,116.35	1,681,546.81	1,738,089.06
US TREASURY NOTES DTD 05/15/2023 3.375% 05/15/2033	91282CHC8	1,140,000.00	AA+	Aaa	08/01/23	08/01/23	1,079,660.16	4.03	14,586.68	1,083,778.46	1,068,037.50
US TREASURY NOTES DTD 08/15/2023 3.875% 08/15/2033	91282CHT1	735,000.00	AA+	Aaa	08/30/23	08/31/23	720,587.11	4.12	3,599.28	721,435.16	715,706.25
US TREASURY N/B NOTES DTD 11/15/2023 4.500% 11/15/2033	91282CJJ1	825,000.00	AA+	Aaa	12/07/23	12/08/23	850,330.08	4.12	14,074.86	849,672.70	843,304.69
US TREASURY N/B NOTES DTD 11/15/2023 4.500% 11/15/2033	91282CJJ1	1,435,000.00	AA+	Aaa	01/03/24	01/05/24	1,502,882.23	3.92	24,481.73	1,501,525.12	1,466,839.06
Security Type Sub-Total		140,730,000.00					138,707,978.34	1.99	560,754.69	139,407,617.16	131,992,986.17

Managed Account Detail of Securities Held

For the Month Ending **March 31, 2024**

CALIFORNIA JOINT POWERS INSURANCE AUTH

Security Type/Description Dated Date/Coupon/Maturity	CUSIP	Par	S&P Rating	Moody's Rating	Trade Date	Settle Date	Original Cost	YTM at Cost	Accrued Interest	Amortized Cost	Market Value
U.S. Treasury Bill											
US TREASURY BILL DTD 12/19/2023 0.000% 04/16/2024	912797JN8	1,660,000.00	A-1+	P-1	03/27/24	03/28/24	1,655,390.34	5.28	0.00	1,656,360.79	1,656,351.49
Security Type Sub-Total		1,660,000.00					1,655,390.34	5.28	0.00	1,656,360.79	1,656,351.49
Municipal Bond / Note											
MD ST TXBL GO BONDS DTD 08/05/2020 0.510% 08/01/2024	574193TQ1	680,000.00	AAA	Aaa	07/23/20	08/05/20	679,809.60	0.52	578.00	679,984.06	669,011.20
LOS ANGELES CCD, CA TXBL GO BONDS DTD 11/10/2020 0.773% 08/01/2025	54438CYK2	1,170,000.00	AA+	Aaa	10/30/20	11/10/20	1,170,000.00	0.77	1,507.35	1,170,000.00	1,106,925.30
Security Type Sub-Total		1,850,000.00					1,849,809.60	0.68	2,085.35	1,849,984.06	1,775,936.50
Federal Agency Commercial Mortgage-Backed Security											
FHMS K061 A2 DTD 01/30/2017 3.347% 11/01/2026	3137BTUM1	2,134,150.87	AA+	Aaa	05/19/23	05/24/23	2,068,459.04	4.31	5,952.50	2,084,816.67	2,060,680.51
FHMS K064 A2 DTD 05/15/2017 3.224% 03/01/2027	3137BXOY1	3,100,000.00	AA+	Aaa	08/16/23	08/18/23	2,924,171.88	4.98	8,328.67	2,955,088.21	2,976,619.07
FHLMC MULTIFAMILY STRUCTURED P DTD 07/01/2017 3.243% 04/01/2027	3137F1G44	1,760,000.00	AA+	Aaa	08/16/23	08/18/23	1,659,418.75	4.97	4,756.40	1,676,689.51	1,688,711.50
FHLMC MULTIFAMILY STRUCTURED P DTD 08/01/2017 3.117% 06/01/2027	3137F2LJ3	2,735,000.00	AA+	Aaa	08/17/23	08/22/23	2,557,652.34	5.01	7,104.16	2,586,331.48	2,611,139.48
FHMS K507 A1 DTD 09/01/2023 4.800% 04/01/2028	3137HAMR4	2,861,270.36	AA+	Aaa	09/20/23	09/28/23	2,816,368.45	5.19	11,445.08	2,820,922.85	2,851,476.37
FHMS K506 A1 DTD 09/01/2023 4.650% 05/01/2028	3137HAMG8	1,492,522.76	AA+	Aaa	09/07/23	09/14/23	1,470,202.10	5.01	5,783.53	1,472,578.53	1,486,225.21
FHMS KJ46 A1 DTD 07/01/2023 4.777% 06/01/2028	3137HAD45	2,319,591.42	AA+	Aaa	07/19/23	07/27/23	2,319,533.43	4.78	9,233.91	2,319,541.58	2,306,723.67
FHMS K505 A2 DTD 07/01/2023 4.819% 06/01/2028	3137HACX2	3,000,000.00	AA+	Aaa	07/13/23	07/20/23	3,029,964.00	4.59	12,047.50	3,025,649.72	3,008,732.25

Managed Account Detail of Securities Held

For the Month Ending **March 31, 2024**

CALIFORNIA JOINT POWERS INSURANCE AUTH

Security Type/Description	CUSIP	Par	S&P Rating	Moody's Rating	Trade Date	Settle Date	Original Cost	YTM at Cost	Accrued Interest	Amortized Cost	Market Value
Federal Agency Commercial Mortgage-Backed Security											
FNA 2023-M6 A2 DTD 07/01/2023 4.190% 07/01/2028	3136BODE6	2,900,000.00	AA+	Aaa	07/18/23	07/31/23	2,850,835.94	4.58	10,125.83	2,857,538.89	2,842,515.79
FHMS KJ47 A1 DTD 09/01/2023 5.272% 08/01/2028	3137HAMN3	1,686,737.48	AA+	Aaa	09/19/23	09/28/23	1,686,729.05	5.27	7,410.40	1,686,729.84	1,707,554.01
FHMS K506 A2 DTD 09/01/2023 4.650% 08/01/2028	3137HAMH6	3,000,000.00	AA+	Aaa	09/07/23	09/14/23	2,955,621.00	4.99	11,625.00	2,960,076.94	2,990,761.62
FHMS K508 A2 DTD 10/01/2023 4.740% 08/01/2028	3137HAQ74	3,150,000.00	AA+	Aaa	10/11/23	10/19/23	3,080,901.60	5.26	12,442.50	3,086,707.16	3,150,353.65
FHMS K509 A2 DTD 10/01/2023 4.850% 09/01/2028	3137HAST4	2,365,000.00	AA+	Aaa	10/25/23	10/31/23	2,289,596.71	5.60	9,558.54	2,295,358.39	2,376,447.52
FHMS K507 A2 DTD 09/01/2023 4.800% 09/01/2028	3137HAMS2	3,000,000.00	AA+	Aaa	09/20/23	09/28/23	2,964,141.00	5.07	12,000.00	2,967,442.11	3,008,998.92
FHMS K510 A2 DTD 11/01/2023 5.069% 10/01/2028	3137HB3D4	1,200,000.00	AA+	Aaa	11/14/23	11/21/23	1,196,530.80	5.14	5,069.00	1,196,759.85	1,216,441.19
FHMS K511 A2 DTD 12/01/2023 4.860% 10/01/2028	3137HB3G7	1,745,000.00	AA+	Aaa	11/28/23	12/07/23	1,739,986.62	4.93	7,067.25	1,740,281.48	1,754,884.66
FHMS K512 A2 DTD 12/01/2023 5.000% 11/01/2028	3137HBCF9	1,580,000.00	AA+	Aaa	12/11/23	12/21/23	1,594,754.04	4.78	6,583.33	1,593,995.44	1,598,026.63
FHMS K513 A2 DTD 01/01/2024 4.724% 12/01/2028	3137HBFY5	1,790,000.00	AA+	Aaa	01/10/24	01/18/24	1,807,880.31	4.50	7,046.63	1,807,206.25	1,791,728.42
FHMS K514 A2 DTD 02/01/2024 4.572% 12/01/2028	3137HBLV4	1,800,000.00	AA+	Aaa	02/01/24	02/08/24	1,817,998.20	4.34	6,858.00	1,817,503.79	1,790,175.20
FHMS K518 A2 DTD 03/01/2024 5.400% 01/01/2029	3137HC2L5	2,170,000.00	AA+	Aaa	03/19/24	03/28/24	2,222,394.65	4.83	9,765.00	2,222,289.35	2,240,191.12
FHMS K517 A2 DTD 03/01/2024 5.355% 01/01/2029	3137HC2C5	2,685,000.00	AA+	Aaa	03/05/24	03/14/24	2,765,512.41	4.66	11,981.81	2,764,786.87	2,758,727.71
FHMS K515 A2 DTD 02/01/2024 5.400% 01/01/2029	3137HBPD0	3,050,000.00	AA+	Aaa	02/14/24	02/22/24	3,132,167.00	4.78	13,725.00	3,130,564.25	3,135,886.54

Managed Account Detail of Securities Held

For the Month Ending **March 31, 2024**

CALIFORNIA JOINT POWERS INSURANCE AUTH

Security Type/Description	CUSIP	Par	S&P Rating	Moody's Rating	Trade Date	Settle Date	Original Cost	YTM at Cost	Accrued Interest	Amortized Cost	Market Value
Security Type Sub-Total		51,524,272.89					50,950,819.32	4.89	195,910.04	51,068,859.16	51,353,001.04
Federal Agency Bond / Note											
FREDDIE MAC NOTES DTD 02/14/2020 1.500% 02/12/2025	3137EAEP0	1,395,000.00	AA+	Aaa	12/15/20	12/16/20	1,461,095.10	0.35	2,848.13	1,408,793.38	1,352,089.80
FEDERAL HOME LOAN BANK NOTES DTD 04/16/2020 0.500% 04/14/2025	3130AJHU6	2,635,000.00	AA+	Aaa	04/15/20	04/16/20	2,621,930.40	0.60	6,111.74	2,632,291.50	2,514,606.85
FEDERAL HOME LOAN BANK NOTES DTD 04/16/2020 0.500% 04/14/2025	3130AJHU6	3,000,000.00	AA+	Aaa	07/28/20	07/29/20	3,007,350.00	0.45	6,958.33	3,001,615.29	2,862,930.00
FANNIE MAE NOTES DTD 04/24/2020 0.625% 04/22/2025	3135G03U5	1,275,000.00	AA+	Aaa	05/21/20	05/26/20	1,279,194.75	0.56	3,519.53	1,275,903.56	1,217,149.43
FANNIE MAE NOTES DTD 04/24/2020 0.625% 04/22/2025	3135G03U5	2,000,000.00	AA+	Aaa	06/03/20	06/05/20	2,010,240.00	0.52	5,520.83	2,002,218.09	1,909,254.00
FANNIE MAE NOTES DTD 04/24/2020 0.625% 04/22/2025	3135G03U5	3,520,000.00	AA+	Aaa	04/22/20	04/24/20	3,512,748.80	0.67	9,716.67	3,518,465.48	3,360,287.04
FANNIE MAE NOTES DTD 06/19/2020 0.500% 06/17/2025	3135G04Z3	2,380,000.00	AA+	Aaa	06/22/20	06/23/20	2,378,857.60	0.51	3,437.78	2,379,722.56	2,254,495.46
FANNIE MAE NOTES DTD 06/19/2020 0.500% 06/17/2025	3135G04Z3	2,500,000.00	AA+	Aaa	09/02/20	09/03/20	2,510,400.00	0.41	3,611.11	2,502,629.75	2,368,167.50
FANNIE MAE NOTES DTD 06/19/2020 0.500% 06/17/2025	3135G04Z3	3,000,000.00	AA+	Aaa	07/28/20	07/29/20	3,006,030.00	0.46	4,333.33	3,001,493.98	2,841,801.00
FANNIE MAE NOTES DTD 06/19/2020 0.500% 06/17/2025	3135G04Z3	3,910,000.00	AA+	Aaa	06/17/20	06/19/20	3,901,906.30	0.54	5,647.78	3,908,038.70	3,703,813.97
FANNIE MAE NOTES DTD 06/19/2020 0.500% 06/17/2025	3135G04Z3	3,990,000.00	AA+	Aaa	08/12/20	08/13/20	3,999,336.60	0.45	5,763.33	3,992,332.83	3,779,595.33
FREDDIE MAC NOTES DTD 07/23/2020 0.375% 07/21/2025	3137EAEU9	2,420,000.00	AA+	Aaa	07/21/20	07/23/20	2,407,948.40	0.48	1,764.58	2,416,854.96	2,281,014.56
FANNIE MAE NOTES DTD 08/27/2020 0.375% 08/25/2025	3135G05X7	1,130,000.00	AA+	Aaa	10/15/20	10/16/20	1,126,485.70	0.44	423.75	1,128,987.71	1,060,712.92
FANNIE MAE NOTES DTD 08/27/2020 0.375% 08/25/2025	3135G05X7	2,800,000.00	AA+	Aaa	08/25/20	08/27/20	2,786,896.00	0.47	1,050.00	2,796,328.87	2,628,315.20

Managed Account Detail of Securities Held

For the Month Ending **March 31, 2024**

CALIFORNIA JOINT POWERS INSURANCE AUTH

Security Type/Description Dated Date/Coupon/Maturity	CUSIP	Par	S&P Rating	Moody's Rating	Trade Date	Settle Date	Original Cost	YTM at Cost	Accrued Interest	Amortized Cost	Market Value
Federal Agency Bond / Note											
FANNIE MAE NOTES DTD 08/27/2020 0.375% 08/25/2025	3135G05X7	5,185,000.00	AA+	Aaa	10/22/20	10/23/20	5,155,964.00	0.49	1,944.38	5,176,603.06	4,867,076.54
FANNIE MAE NOTES (CALLABLE) DTD 08/26/2020 0.600% 08/26/2025	3136G4U92	5,000,000.00	AA+	Aaa	09/02/20	09/02/20	5,002,500.00	0.59	2,916.67	5,000,000.00	4,707,975.00
FREDDIE MAC NOTES DTD 09/25/2020 0.375% 09/23/2025	3137EAEX3	4,385,000.00	AA+	Aaa	09/23/20	09/25/20	4,371,801.15	0.44	365.42	4,381,092.45	4,106,464.80
FEDERAL FARM CREDIT BANK (CALLABLE) DTD 09/29/2020 0.530% 09/29/2025	3133EMBH4	1,900,000.00	AA+	Aaa	10/07/20	10/09/20	1,896,675.00	0.57	55.94	1,899,000.30	1,780,927.00
FANNIE MAE NOTES DTD 11/12/2020 0.500% 11/07/2025	3135G06G3	4,830,000.00	AA+	Aaa	11/19/20	11/24/20	4,828,164.60	0.51	9,660.00	4,829,406.46	4,509,360.45
FNMA NOTES DTD 04/26/2016 2.125% 04/24/2026	3135G0K36	3,050,000.00	AA+	Aaa	04/25/16	04/26/16	3,026,149.00	2.21	28,265.45	3,045,079.51	2,898,887.75
FEDERAL HOME LOAN BANKS NOTES DTD 11/16/2018 3.250% 11/16/2028	3130AFFX0	1,000,000.00	AA+	Aaa	03/06/19	03/08/19	1,025,300.00	2.95	12,187.50	1,012,074.84	957,182.00
FEDERAL HOME LOAN BANKS NOTES DTD 11/16/2018 3.250% 11/16/2028	3130AFFX0	3,000,000.00	AA+	Aaa	01/07/19	01/09/19	3,065,400.00	2.99	36,562.50	3,030,710.20	2,871,546.00
FANNIE MAE NOTES DTD 08/05/2020 0.875% 08/05/2030	3135G05Q2	2,500,000.00	AA+	Aaa	09/02/20	09/03/20	2,471,875.00	0.99	3,402.78	2,482,013.35	2,020,852.50
FANNIE MAE NOTES DTD 08/05/2020 0.875% 08/05/2030	3135G05O2	2,810,000.00	AA+	Aaa	08/05/20	08/06/20	2,795,163.20	0.93	3,824.72	2,800,584.26	2,271,438.21
FEDERAL HOME LOAN BANK NOTES DTD 08/25/2022 3.375% 09/10/2032	3130AT4C8	1,115,000.00	AA+	Aaa	11/03/22	11/04/22	983,864.85	4.89	2,195.16	1,002,598.44	1,032,415.30
Security Type Sub-Total		70,730,000.00					70,633,276.45	0.82	162,087.41	70,624,839.53	66,158,358.61
Corporate Note											
MICROSOFT CORP (CALLABLE) NOTES DTD 02/12/2015 2.700% 02/12/2025	594918BB9	1,375,000.00	AAA	Aaa	03/15/21	03/17/21	1,468,513.75	0.92	5,053.13	1,390,748.95	1,345,800.50

Managed Account Detail of Securities Held

For the Month Ending **March 31, 2024**

CALIFORNIA JOINT POWERS INSURANCE AUTH

Security Type/Description	Dated Date/Coupon/Maturity	CUSIP	Par	S&P Rating	Moody's Rating	Trade Date	Settle Date	Original Cost	YTM at Cost	Accrued Interest	Amortized Cost	Market Value
Corporate Note												
TOYOTA MOTOR CREDIT CORP CORP NOTES DTD 02/13/2020 1.800% 02/13/2025		89236TGT6	830,000.00	A+	A1	05/21/20	05/26/20	841,288.00	1.50	1,992.00	832,082.13	805,488.44
TOYOTA MOTOR CREDIT CORP CORP NOTES DTD 02/13/2020 1.800% 02/13/2025		89236TGT6	1,135,000.00	A+	A1	05/20/20	05/26/20	1,146,088.95	1.58	2,724.00	1,137,045.41	1,101,481.18
NOVARTIS CAPITAL CORP DTD 02/14/2020 1.750% 02/14/2025		66989HAP3	1,125,000.00	AA-	Aa3	09/23/20	09/25/20	1,179,922.50	0.62	2,570.31	1,135,062.14	1,092,801.38
MASTERCARD INC CORP NOTES (CALLABLE) DTD 12/03/2019 2.000% 03/03/2025		57636OAN4	2,230,000.00	A+	Aa3	03/15/21	03/17/21	2,322,768.00	0.93	3,468.89	2,250,135.69	2,165,820.60
AMAZON.COM INC CORPORATE NOTES DTD 04/13/2022 3.000% 04/13/2025		023135CE4	3,000,000.00	AA	A1	04/11/22	04/13/22	2,995,230.00	3.06	42,000.00	2,998,359.22	2,933,694.00
CITIGROUP INC (CALLABLE) CORPORATE NOTES DTD 05/04/2021 0.981% 05/01/2025		172967MX6	730,000.00	BBB+	A3	04/27/21	05/04/21	730,000.00	0.98	2,983.87	730,000.00	726,230.28
CITIGROUP INC (CALLABLE) CORPORATE NOTES DTD 05/04/2021 0.981% 05/01/2025		172967MX6	785,000.00	BBB+	A3	04/28/21	05/04/21	787,080.25	0.91	3,208.69	785,057.10	780,946.26
CHEVRON CORP (CALLABLE) NOTES DTD 05/11/2020 1.554% 05/11/2025		166764BW9	2,200,000.00	AA-	Aa2	09/11/20	09/15/20	2,287,032.00	0.69	13,295.33	2,219,554.82	2,114,681.80
GOLDMAN SACHS GROUP INC CORPORATE NOTES DTD 05/22/2015 3.750% 05/22/2025		38148LAE6	2,130,000.00	BBB+	A2	02/12/21	02/17/21	2,379,593.40	0.94	28,621.88	2,185,673.29	2,084,760.93
UNITEDHEALTH GROUP INC CORP NOTES DTD 07/23/2015 3.750% 07/15/2025		91324PCP5	2,000,000.00	A+	A2	09/11/20	09/15/20	2,290,820.00	0.69	15,833.33	2,077,486.05	1,964,734.00
JPMORGAN CHASE & CO CORP NOTES (CALLABLE) DTD 08/10/2021 0.768% 08/09/2025		46647PCM6	755,000.00	A-	A1	08/03/21	08/10/21	755,000.00	0.77	837.55	755,000.00	740,656.51
JOHNSON & JOHNSON CORPORATE NOTES DTD 08/25/2020 0.550% 09/01/2025		478160CN2	4,000,000.00	AAA	Aaa	09/02/20	09/04/20	4,020,360.00	0.45	1,833.33	4,005,533.10	3,759,412.00

Managed Account Detail of Securities Held

For the Month Ending **March 31, 2024**

CALIFORNIA JOINT POWERS INSURANCE AUTH

Security Type/Description Dated Date/Coupon/Maturity	CUSIP	Par	S&P Rating	Moody's Rating	Trade Date	Settle Date	Original Cost	YTM at Cost	Accrued Interest	Amortized Cost	Market Value
Corporate Note											
BRISTOL-MYERS SQUIBB CO CORPORATE NOTES DTD 11/13/2020 0.750% 11/13/2025	110122DN5	1,114,000.00	A	A2	06/17/21	06/21/21	1,102,904.56	0.98	3,202.75	1,109,916.93	1,040,137.34
BRISTOL-MYERS SQUIBB CO CORPORATE NOTES DTD 11/13/2020 0.750% 11/13/2025	110122DN5	1,280,000.00	A	A2	06/23/21	06/25/21	1,269,030.40	0.95	3,680.00	1,275,953.16	1,195,130.88
NOVARTIS CAPITAL CORP NOTES (CALLABLE) DTD 11/20/2015 3.000% 11/20/2025	66989HAJ7	3,535,000.00	AA-	Aa3	01/27/23	01/31/23	3,406,608.80	4.39	38,590.42	3,460,021.55	3,430,961.42
STATE STREET CORP (CALLABLE) CORPORATE N DTD 02/07/2022 1.746% 02/06/2026	857477BR3	500,000.00	A	A1	02/02/22	02/07/22	500,000.00	1.75	1,333.75	500,000.00	482,627.00
JPMORGAN CHASE & CO CORP NOTE (CALLABLE) DTD 03/13/2020 2.005% 03/13/2026	46647PBH8	1,085,000.00	A-	A1	04/01/22	04/05/22	1,044,855.00	3.01	1,087.71	1,065,150.84	1,048,822.85
BANK OF AMERICA CORP NOTES (CALLABLE) DTD 03/22/2022 3.384% 04/02/2026	06051GKM0	2,425,000.00	A-	A1	03/17/22	03/22/22	2,425,000.00	3.38	40,803.05	2,425,000.00	2,373,049.23
BANK OF AMERICA NA CORPORATE NOTES DTD 08/18/2023 5.526% 08/18/2026	06428CAA2	2,105,000.00	A+	Aa1	08/17/23	08/21/23	2,104,873.70	5.53	13,894.05	2,104,899.58	2,124,986.98
JP MORGAN CORP NOTES (CALLABLE) DTD 12/08/2023 5.110% 12/08/2026	48125LRU8	3,000,000.00	A+	Aa2	12/05/23	12/08/23	3,000,000.00	5.11	48,119.17	3,000,000.00	3,002,730.00
TARGET CORP CORP NOTES (CALLABLE) DTD 01/24/2022 1.950% 01/15/2027	87612EBM7	445,000.00	A	A2	01/19/22	01/24/22	444,243.50	1.99	1,831.92	444,575.74	412,964.90
BANK OF NY MELLON CORP (CALLABLE) CORPOR DTD 01/26/2022 2.050% 01/26/2027	06406RBA4	3,360,000.00	A	A1	01/26/22	01/28/22	3,370,819.20	1.98	12,436.67	3,366,028.10	3,109,488.48
HOME DEPOT INC CORP NOTES (CALLABLE) DTD 09/14/2017 2.800% 09/14/2027	437076BT8	3,155,000.00	A	A2	01/25/23	01/27/23	2,977,026.45	4.15	4,171.61	3,022,282.88	2,964,958.58

Managed Account Detail of Securities Held

For the Month Ending **March 31, 2024**

CALIFORNIA JOINT POWERS INSURANCE AUTH

Security Type/Description Dated Date/Coupon/Maturity	CUSIP	Par	S&P Rating	Moody's Rating	Trade Date	Settle Date	Original Cost	YTM at Cost	Accrued Interest	Amortized Cost	Market Value
Corporate Note											
JOHN DEERE CAPITAL CORP CORPORATE NOTES DTD 07/14/2023 4.950% 07/14/2028	24422EXB0	1,010,000.00	A	A1	07/11/23	07/14/23	1,008,495.10	4.98	10,693.37	1,008,710.91	1,016,040.81
JOHN DEERE CAPITAL CORP CORPORATE NOTES DTD 07/14/2023 4.950% 07/14/2028	24422EXB0	1,205,000.00	A	A1	07/13/23	07/17/23	1,221,363.90	4.64	12,757.94	1,219,040.30	1,212,207.11
PACCAR FINANCIAL CORP CORPORATE NOTES DTD 08/10/2023 4.950% 08/10/2028	69371RS64	2,290,000.00	A+	A1	08/18/23	08/22/23	2,284,870.40	5.00	16,058.63	2,285,500.65	2,306,536.09
CITIBANK NA CORP NOTES (CALLABLE) DTD 09/29/2023 5.803% 09/29/2028	17325FBB3	3,000,000.00	A+	Aa3	09/26/23	09/29/23	3,000,000.00	5.80	967.17	3,000,000.00	3,104,412.00
BLACKROCK FUNDING INC CORPORATE NOTES (C) DTD 03/14/2024 4.700% 03/14/2029	09290DAA9	290,000.00	AA-	Aa3	03/05/24	03/14/24	289,475.10	4.74	643.64	289,479.66	290,162.11
Security Type Sub-Total		52,094,000.00					52,653,262.96	2.79	334,694.16	52,078,298.20	50,731,723.66
Certificate of Deposit											
COOPERAT RABOBANK UA/NY CERT DEPOS DTD 07/20/2023 5.080% 07/17/2026	21684LGS5	3,000,000.00	A+	Aa2	07/17/23	07/20/23	3,000,000.00	5.08	31,326.67	3,000,000.00	2,981,544.00
Security Type Sub-Total		3,000,000.00					3,000,000.00	5.08	31,326.67	3,000,000.00	2,981,544.00
Asset-Backed Security											
HAROT 2021-1 A3 DTD 02/24/2021 0.270% 04/21/2025	43813GAC5	55,136.09	NR	Aaa	02/17/21	02/24/21	55,135.09	0.27	4.14	55,135.84	54,821.73
HART 2021-A A3 DTD 04/28/2021 0.380% 09/15/2025	44933LAC7	100,918.84	AAA	NR	04/20/21	04/28/21	100,908.22	0.38	17.04	100,915.31	100,077.14
CARMX 2021-1 A3 DTD 01/27/2021 0.340% 12/15/2025	14316NAC3	86,062.05	AAA	NR	01/20/21	01/27/21	86,045.04	0.34	13.00	86,056.11	84,926.04

Managed Account Detail of Securities Held

For the Month Ending **March 31, 2024**

CALIFORNIA JOINT POWERS INSURANCE AUTH

Security Type/Description Dated Date/Coupon/Maturity	CUSIP	Par	S&P Rating	Moody's Rating	Trade Date	Settle Date	Original Cost	YTM at Cost	Accrued Interest	Amortized Cost	Market Value
Asset-Backed Security											
TAOT 2021-C A3 DTD 09/27/2021 0.430% 01/15/2026	89239BAC5	543,320.01	AAA	Aaa	09/21/21	09/27/21	543,276.71	0.43	103.83	543,301.98	530,462.56
CARMX 2021-2 A3 DTD 04/21/2021 0.520% 02/17/2026	14314QAC8	272,309.13	AAA	NR	04/13/21	04/21/21	272,250.45	0.52	62.93	272,286.26	267,852.33
HART 2021-C A3 DTD 11/17/2021 0.740% 05/15/2026	44935FAD6	311,336.10	AAA	NR	11/09/21	11/17/21	311,266.61	0.75	102.39	311,303.30	304,476.68
DCENT 2021-A1 A1 DTD 09/27/2021 0.580% 09/15/2026	254683CP8	970,000.00	AAA	Aaa	09/20/21	09/27/21	969,792.32	0.58	250.04	969,897.30	948,501.70
CHAIT 2024-A1 A DTD 01/31/2024 4.600% 01/15/2027	161571HV9	2,825,000.00	AAA	NR	01/24/24	01/31/24	2,824,569.75	4.61	5,775.56	2,824,592.84	2,810,139.94
CCCIT 2023-A1 A1 DTD 12/01/2023 5.230% 12/01/2027	17305EGW9	675,000.00	AAA	Aaa	12/04/23	12/11/23	674,915.36	5.23	11,767.50	674,921.28	676,001.97
TAOT 2023-D A3 DTD 11/14/2023 5.540% 08/15/2028	89239FAD4	450,000.00	AAA	NR	11/07/23	11/14/23	449,951.49	5.54	1,108.00	449,954.93	454,646.48
HART 2023-C A3 DTD 11/13/2023 5.540% 10/16/2028	44918CAD4	665,000.00	AAA	NR	11/03/23	11/13/23	664,912.55	5.54	1,637.38	664,918.55	672,104.00
BACCT 2023-A2 A2 DTD 12/14/2023 4.980% 11/15/2028	05522RDH8	1,105,000.00	NR	Aaa	12/07/23	12/14/23	1,104,851.60	4.98	2,445.73	1,104,859.60	1,108,799.54
GMCAR 2024-1 A3 DTD 01/17/2024 4.850% 12/18/2028	36268GAD7	295,000.00	NR	Aaa	01/09/24	01/17/24	294,940.68	4.85	596.15	294,942.90	294,211.23
Security Type Sub-Total		8,354,082.22					8,352,815.87	3.72	23,883.69	8,353,086.20	8,307,021.34
Managed Account Sub-Total		329,942,355.11					327,803,352.88	2.43	1,310,742.01	328,039,045.10	314,956,922.81
Securities Sub-Total		\$329,942,355.11					\$327,803,352.88	2.43%	\$1,310,742.01	\$328,039,045.10	\$314,956,922.81
Accrued Interest											\$1,310,742.01
Total Investments											\$316,267,664.82

Managed Account Security Transactions & Interest

For the Month Ending **March 31, 2024**

CALIFORNIA JOINT POWERS INSURANCE AUTH

Transaction Type		Security Description	CUSIP	Par	Principal Proceeds	Accrued Interest	Total	Realized G/L Cost	Realized G/L Amort Cost	Sale Method
Trade	Settle									
BUY										
03/05/24	03/14/24	BLACKROCK FUNDING INC CORPORATE NOTES (C DTD 03/14/2024 4.700% 03/14/2029	09290DAA9	290,000.00	(289,475.10)	0.00	(289,475.10)			
03/05/24	03/14/24	FHMS K517 A2 DTD 03/01/2024 5.355% 01/01/2029	3137HC2C5	2,685,000.00	(2,765,512.41)	(5,192.12)	(2,770,704.53)			
03/19/24	03/28/24	FHMS K518 A2 DTD 03/01/2024 5.400% 01/01/2029	3137HC2L5	2,170,000.00	(2,222,394.65)	(8,788.50)	(2,231,183.15)			
03/25/24	03/25/24	US TREASURY BILL DTD 09/28/2023 0.000% 03/28/2024	912797GY7	3,330,000.00	(3,328,560.84)	0.00	(3,328,560.84)			
03/27/24	03/28/24	US TREASURY BILL DTD 12/19/2023 0.000% 04/16/2024	912797JN8	1,660,000.00	(1,655,390.34)	0.00	(1,655,390.34)			

Transaction Type Sub-Total **10,135,000.00** **(10,261,333.34)** **(13,980.62)** **(10,275,313.96)**

INTEREST										
03/01/24	03/01/24	MONEY MARKET FUND	MONEY0002	0.00	0.00	1,761.40	1,761.40			
03/01/24	03/01/24	JOHNSON & JOHNSON CORPORATE NOTES DTD 08/25/2020 0.550% 09/01/2025	478160CN2	4,000,000.00	0.00	11,000.00	11,000.00			
03/01/24	03/25/24	FHMS K507 A1 DTD 09/01/2023 4.800% 04/01/2028	3137HAMR4	2,871,064.87	0.00	11,484.26	11,484.26			
03/01/24	03/25/24	FHMS K509 A2 DTD 10/01/2023 4.850% 09/01/2028	3137HAST4	2,365,000.00	0.00	9,558.54	9,558.54			
03/01/24	03/25/24	FHMS K064 A2 DTD 05/15/2017 3.224% 03/01/2027	3137BXQY1	3,100,000.00	0.00	8,328.67	8,328.67			
03/01/24	03/25/24	FHMS K507 A2 DTD 09/01/2023 4.800% 09/01/2028	3137HAMS2	3,000,000.00	0.00	12,000.00	12,000.00			
03/01/24	03/25/24	FHMS K510 A2 DTD 11/01/2023 5.069% 10/01/2028	3137HB3D4	1,200,000.00	0.00	5,069.00	5,069.00			
03/01/24	03/25/24	FHMS KJ47 A1 DTD 09/01/2023 5.272% 08/01/2028	3137HAMN3	1,689,750.82	0.00	7,423.64	7,423.64			
03/01/24	03/25/24	FHMS K513 A2 DTD 01/01/2024 4.724% 12/01/2028	3137HBFY5	1,790,000.00	0.00	7,046.63	7,046.63			
03/01/24	03/25/24	FHMS K515 A2 DTD 02/01/2024 5.400% 01/01/2029	3137HBPD0	3,050,000.00	0.00	13,725.00	13,725.00			

Managed Account Security Transactions & Interest

For the Month Ending **March 31, 2024**

CALIFORNIA JOINT POWERS INSURANCE AUTH

Transaction Type		Security Description	CUSIP	Par	Principal Proceeds	Accrued Interest	Total	Realized G/L Cost	Realized G/L Amort Cost	Sale Method
Trade	Settle									
INTEREST										
03/01/24	03/25/24	FHMS K506 A1 DTD 09/01/2023 4.650% 05/01/2028	3137HAMG8	1,494,015.76	0.00	5,789.31	5,789.31			
03/01/24	03/25/24	FHMS K514 A2 DTD 02/01/2024 4.572% 12/01/2028	3137HBLV4	1,800,000.00	0.00	6,858.00	6,858.00			
03/01/24	03/25/24	FHMS K508 A2 DTD 10/01/2023 4.740% 08/01/2028	3137HAQ74	3,150,000.00	0.00	12,442.50	12,442.50			
03/01/24	03/25/24	FHMS KJ46 A1 DTD 07/01/2023 4.777% 06/01/2028	3137HAD45	2,321,325.71	0.00	9,240.81	9,240.81			
03/01/24	03/25/24	FHMS K505 A2 DTD 07/01/2023 4.819% 06/01/2028	3137HACX2	3,000,000.00	0.00	12,047.50	12,047.50			
03/01/24	03/25/24	FHLMC MULTIFAMILY STRUCTURED P DTD 07/01/2017 3.243% 04/01/2027	3137F1G44	1,760,000.00	0.00	4,756.40	4,756.40			
03/01/24	03/25/24	FHMS K061 A2 DTD 01/30/2017 3.347% 11/01/2026	3137BTUM1	2,138,721.40	0.00	5,965.25	5,965.25			
03/01/24	03/25/24	FHMS K506 A2 DTD 09/01/2023 4.650% 08/01/2028	3137HAMH6	3,000,000.00	0.00	11,625.00	11,625.00			
03/01/24	03/25/24	FHMS K512 A2 DTD 12/01/2023 5.000% 11/01/2028	3137HBCF9	1,580,000.00	0.00	6,583.33	6,583.33			
03/01/24	03/25/24	FHLMC MULTIFAMILY STRUCTURED P DTD 08/01/2017 3.117% 06/01/2027	3137F2LJ3	2,735,000.00	0.00	7,104.16	7,104.16			
03/01/24	03/25/24	FHMS K511 A2 DTD 12/01/2023 4.860% 10/01/2028	3137HB3G7	1,745,000.00	0.00	7,067.25	7,067.25			
03/01/24	03/25/24	FNA 2023-M6 A2 DTD 07/01/2023 4.190% 07/01/2028	3136BODE6	2,900,000.00	0.00	10,125.83	10,125.83			
03/03/24	03/03/24	MASTERCARD INC CORP NOTES (CALLABLE) DTD 12/03/2019 2.000% 03/03/2025	57636OAN4	2,230,000.00	0.00	22,300.00	22,300.00			
03/10/24	03/10/24	FEDERAL HOME LOAN BANK NOTES DTD 08/25/2022 3.375% 09/10/2032	3130AT4C8	1,115,000.00	0.00	18,815.63	18,815.63			
03/13/24	03/13/24	JPMORGAN CHASE & CO CORP NOTE (CALLABLE) DTD 03/13/2020 2.005% 03/13/2026	46647PBH8	1,085,000.00	0.00	10,877.13	10,877.13			

Managed Account Security Transactions & Interest

For the Month Ending **March 31, 2024**

CALIFORNIA JOINT POWERS INSURANCE AUTH

Transaction Type		Security Description	CUSIP	Par	Principal Proceeds	Accrued Interest	Total	Realized G/L Cost	Realized G/L Amort Cost	Sale Method
Trade	Settle									
INTEREST										
03/14/24	03/14/24	HOME DEPOT INC CORP NOTES (CALLABLE) DTD 09/14/2017 2.800% 09/14/2027	437076BT8	3,155,000.00	0.00	44,170.00	44,170.00			
03/15/24	03/15/24	HART 2021-C A3 DTD 11/17/2021 0.740% 05/15/2026	44935FAD6	341,352.37	0.00	210.50	210.50			
03/15/24	03/15/24	TAOT 2021-C A3 DTD 09/27/2021 0.430% 01/15/2026	89239BAC5	599,257.15	0.00	214.73	214.73			
03/15/24	03/15/24	DCENT 2021-A1 A1 DTD 09/27/2021 0.580% 09/15/2026	254683CP8	970,000.00	0.00	468.83	468.83			
03/15/24	03/15/24	CARMX 2021-2 A3 DTD 04/21/2021 0.520% 02/17/2026	14314OAC8	308,725.22	0.00	133.78	133.78			
03/15/24	03/15/24	TAOT 2023-D A3 DTD 11/14/2023 5.540% 08/15/2028	89239FAD4	450,000.00	0.00	2,077.50	2,077.50			
03/15/24	03/15/24	CHAIT 2024-A1 A DTD 01/31/2024 4.600% 01/15/2027	161571HV9	2,825,000.00	0.00	10,829.17	10,829.17			
03/15/24	03/15/24	BACCT 2023-A2 A2 DTD 12/14/2023 4.980% 11/15/2028	05522RDH8	1,105,000.00	0.00	4,585.75	4,585.75			
03/15/24	03/15/24	CARMX 2021-1 A3 DTD 01/27/2021 0.340% 12/15/2025	14316NAC3	102,449.16	0.00	29.03	29.03			
03/15/24	03/15/24	HART 2023-C A3 DTD 11/13/2023 5.540% 10/16/2028	44918CAD4	665,000.00	0.00	3,070.08	3,070.08			
03/15/24	03/15/24	HART 2021-A A3 DTD 04/28/2021 0.380% 09/15/2025	44933LAC7	128,123.26	0.00	40.57	40.57			
03/16/24	03/16/24	GMCAR 2024-1 A3 DTD 01/17/2024 4.850% 12/18/2028	36268GAD7	295,000.00	0.00	1,192.29	1,192.29			
03/21/24	03/21/24	HAROT 2021-1 A3 DTD 02/24/2021 0.270% 04/21/2025	43813GAC5	82,842.03	0.00	18.64	18.64			
03/23/24	03/23/24	FREDDIE MAC NOTES DTD 09/25/2020 0.375% 09/23/2025	3137EAEX3	4,385,000.00	0.00	8,221.88	8,221.88			
03/29/24	03/29/24	CITIBANK NA CORP NOTES (CALLABLE) DTD 09/29/2023 5.803% 09/29/2028	17325FBB3	3,000,000.00	0.00	87,045.00	87,045.00			
03/29/24	03/29/24	FEDERAL FARM CREDIT BANK (CALLABLE) DTD 09/29/2020 0.530% 09/29/2025	3133EMBH4	1,900,000.00	0.00	5,035.00	5,035.00			

Managed Account Security Transactions & Interest

For the Month Ending **March 31, 2024**

CALIFORNIA JOINT POWERS INSURANCE AUTH

Transaction Type		Security Description	CUSIP	Par	Principal Proceeds	Accrued Interest	Total	Realized G/L Cost	Realized G/L Amort Cost	Sale Method
Trade	Settle									
INTEREST										
03/31/24	03/31/24	US TREASURY NOTES DTD 09/30/2019 1.625% 09/30/2026	912828YG9	3,035,000.00	0.00	24,659.38	24,659.38			
03/31/24	03/31/24	US TREASURY NOTES DTD 09/30/2021 0.875% 09/30/2026	91282CCZ2	4,660,000.00	0.00	20,387.50	20,387.50			
03/31/24	03/31/24	US TREASURY NOTES DTD 09/30/2020 0.250% 09/30/2025	91282CAM3	8,775,000.00	0.00	10,968.75	10,968.75			
03/31/24	03/31/24	US TREASURY NOTES DTD 03/31/2020 0.500% 03/31/2025	912828ZF0	3,835,000.00	0.00	9,587.50	9,587.50			
03/31/24	03/31/24	US TREASURY NOTES DTD 03/31/2019 2.250% 03/31/2026	9128286L9	545,000.00	0.00	6,131.25	6,131.25			
03/31/24	03/31/24	US TREASURY NOTES DTD 03/31/2020 0.625% 03/31/2027	912828ZE3	865,000.00	0.00	2,703.13	2,703.13			
Transaction Type Sub-Total				97,147,627.75	0.00	480,775.50	480,775.50			
MATURITY										
03/01/24	03/01/24	FANNIEMAE-ACES DTD 04/01/2014 3.346% 03/01/2024	3136AJB54	146,368.94	146,368.94	408.11	146,777.05	(7,112.61)	0.00	
03/28/24	03/28/24	US TREASURY BILL DTD 09/28/2023 0.000% 03/28/2024	912797GY7	3,330,000.00	3,330,000.00	0.00	3,330,000.00	1,439.16	0.00	
Transaction Type Sub-Total				3,476,368.94	3,476,368.94	408.11	3,476,777.05	(5,673.45)	0.00	
PAYDOWNS										
03/01/24	03/25/24	FHMS KJ47 A1 DTD 09/01/2023 5.272% 08/01/2028	3137HAMN3	3,013.34	3,013.34	0.00	3,013.34	0.02	0.00	
03/01/24	03/25/24	FHMS KJ46 A1 DTD 07/01/2023 4.777% 06/01/2028	3137HAD45	1,734.29	1,734.29	0.00	1,734.29	0.04	0.00	
03/01/24	03/25/24	FHMS K507 A1 DTD 09/01/2023 4.800% 04/01/2028	3137HAMR4	9,794.51	9,794.51	0.00	9,794.51	153.71	0.00	
03/01/24	03/25/24	FHMS K061 A2 DTD 01/30/2017 3.347% 11/01/2026	3137BTUM1	4,570.53	4,570.53	0.00	4,570.53	140.69	0.00	
03/01/24	03/25/24	FHMS K506 A1 DTD 09/01/2023 4.650% 05/01/2028	3137HAMG8	1,493.00	1,493.00	0.00	1,493.00	22.33	0.00	

Managed Account Security Transactions & Interest

For the Month Ending **March 31, 2024**

CALIFORNIA JOINT POWERS INSURANCE AUTH

Transaction Type		Security Description	CUSIP	Par	Principal Proceeds	Accrued Interest	Total	Realized G/L Cost	Realized G/L Amort Cost	Sale Method
Trade	Settle									
PAYDOWNS										
03/15/24	03/15/24	HART 2021-A A3 DTD 04/28/2021 0.380% 09/15/2025	44933LAC7	27,204.42	27,204.42	0.00	27,204.42	2.86	0.00	
03/15/24	03/15/24	TAOT 2021-C A3 DTD 09/27/2021 0.430% 01/15/2026	89239BAC5	55,937.14	55,937.14	0.00	55,937.14	4.46	0.00	
03/15/24	03/15/24	CARMX 2021-2 A3 DTD 04/21/2021 0.520% 02/17/2026	14314OAC8	36,416.09	36,416.09	0.00	36,416.09	7.85	0.00	
03/15/24	03/15/24	CARMX 2021-1 A3 DTD 01/27/2021 0.340% 12/15/2025	14316NAC3	16,387.11	16,387.11	0.00	16,387.11	3.24	0.00	
03/15/24	03/15/24	HART 2021-C A3 DTD 11/17/2021 0.740% 05/15/2026	44935FAD6	30,016.27	30,016.27	0.00	30,016.27	6.70	0.00	
03/21/24	03/21/24	HAROT 2021-1 A3 DTD 02/24/2021 0.270% 04/21/2025	43813GAC5	27,705.94	27,705.94	0.00	27,705.94	0.51	0.00	
Transaction Type Sub-Total				214,272.64	214,272.64	0.00	214,272.64	342.41	0.00	
SELL										
03/11/24	03/14/24	INTER-AMERICAN DEVEL BK NOTES DTD 09/23/2021 0.500% 09/23/2024	4581X0DZ8	2,650,000.00	2,583,564.50	6,293.75	2,589,858.25	(64,474.50)	(66,090.18)	FIFO
03/21/24	03/25/24	TORONTO DOMINION BANK NY CERT DEPOS DTD 10/31/2022 5.470% 10/25/2024	89115B6F2	2,925,000.00	2,923,215.75	67,554.50	2,990,770.25	(1,784.25)	(1,784.25)	FIFO
Transaction Type Sub-Total				5,575,000.00	5,506,780.25	73,848.25	5,580,628.50	(66,258.75)	(67,874.43)	
Managed Account Sub-Total					(1,063,911.51)	541,051.24	(522,860.27)	(71,589.79)	(67,874.43)	
Total Security Transactions					(\$1,063,911.51)	\$541,051.24	(\$522,860.27)	(\$71,589.79)	(\$67,874.43)	

CALIFORNIA JPIA

AGENDA REPORT

To: EXECUTIVE COMMITTEE

From: Alexander Smith, Chief Executive Officer

Date: April 26, 2024

Subject: Call for Nominations for the July 2024 Executive Committee Election

Four seats on the Executive Committee and the position of Vice President will be up for election at the Board of Directors meeting in July. The attached letter has been prepared on behalf of the Executive Committee to announce the election and the nominating process.

Recommended Action

It is recommended that the Executive Committee approve the attached letter and direct staff to send it to the members of the Board of Directors.

**Call for Nominations
for July 2024 Executive Committee Election**



To: California JPIA Board of Directors

From: California JPIA Executive Committee

Date: May 1, 2024

Subject: Nominations for Election to the California JPIA Executive Committee

In accordance with the Bylaws of the California Joint Powers Insurance Authority, this notice is to inform Directors that nominations are in order for positions on the California JPIA Executive Committee. Only members of the governing body of a Member Agency are eligible to serve as Directors on the Board, and only Board Members are eligible to serve on the Executive Committee.

At the July 24, 2024 annual meeting, the Board of Directors will elect a Vice President and four Executive Committee members for two-year terms. The incumbents are:

For Vice President:

Mary Ann Reiss	City of Pismo Beach
----------------	---------------------

For Executive Committee:

Tom Chavez	City of Temple City
Steve Tye	City of Diamond Bar
Chuong Vo	City of Cerritos
Mark Waronek	City of Lomita

Directors wishing to place their name in nomination for election to the Executive Committee are asked to notify the Chief Executive Officer by mail on or before June 20, 2024. Candidates' names will be placed on the ballot for the July 24, 2024 annual meeting. Nominations may also be made from the floor at the annual meeting.

CALIFORNIA
JOINT POWERS INSURANCE AUTHORITY

8081 Moody Street, La Palma, California 90623-2045
(800) 229-2343 FAX (562) 860-4992

RESOLUTION NO. 2024-04 WR

A RESOLUTION OF THE EXECUTIVE COMMITTEE OF
THE BOARD OF DIRECTORS OF THE
CALIFORNIA JOINT POWERS INSURANCE AUTHORITY
ALLOWING CERTAIN CLAIMS AND DEMANDS
IN THE TOTAL AMOUNT OF \$14,843,183.60

The Executive Committee of the CALIFORNIA JOINT POWERS INSURANCE AUTHORITY does find and resolve as follows:

SECTION 1: The Treasurer or his designated representative, hereby certifies, and the Chief Executive Officer hereby approves the accuracy of the demands set out in Exhibit A, which is attached hereto and incorporated herein by this reference, and to the availability of funds for payment thereof.

Jose Gomez, Treasurer

Alexander Smith, Chief Executive Officer

SECTION 2: The list of claims and demands on Exhibit A have been audited as required by law and that the same are hereby allowed in the amount as hereafter set forth.

ADOPTED AND APPROVED the 26th day of April 2024.

Margaret Finlay, President

I, Tom Chavez, do hereby certify that I am the duly appointed Secretary of the CALIFORNIA JOINT POWERS INSURANCE AUTHORITY, and the foregoing is a true and correct copy of Resolution No. 2024-04 WR adopted by the Executive Committee of said Authority at a regular meeting thereof on the 26th day of April and entered into the minutes of said meeting.

DATED: April 26, 2024

Tom Chavez, Secretary

CALIFORNIA JOINT POWERS INSURANCE AUTHORITY

WARRANT REGISTER

From: 3/1/2024 To: 3/31/2024

CHECK NUMBER	PAYEE	AMOUNT	DESCRIPTION
DISBURSEMENT			
23967	Airways Freight Corporation	\$316.13	PARMA conference, banner shipping
23968	ARIN	\$250.00	Annual maintenance for AS number 2024
23969	Brianne Anderson	\$950.00	Parks and Recreation Academy, 2/13/24 - 2/15/24, speaker
23970	AT&T	\$688.00	Internet service, 2/24
23971	Believe In Safety LLC	\$5,711.37	Safety Keynote workshop, 1/31/24, Santa Clarita
23972	Citi Cards	\$427.82	Office refreshments
23973	Cleanright Building Maintenance, Inc.	\$1,600.00	Janitorial service, 2/24
23974	EHS International Inc.	\$7,660.00	Tree Worker Safety Awareness workshop, 2/13/24, Paso Robles; Mobile Elevating Work Platform Operator Safety workshop, 2/13/24, Paso Robles; Hand & Power Tool Safety Awareness workshop, 2/14/24, Paso Robles; Welding/Hot Work Safety Awareness workshop, 2/14/24, Paso Robles
23975	Glasby Maintenance Supply Company	\$2,275.95	Custodial supplies
23976	Juve Creative, Inc.	\$47,865.25	Academies graphic design; LMS development; RMEF 2024 graphic design; Conference campaign; Website Newsletter; Website updates & maintenance
23977	Occupational Health Centers of California	\$206.00	Pre-employment physical
23978	Marlin Leasing Corp	\$2,490.38	Xerox printer lease, 3/24
23979	Purchase Power	\$201.00	Postage fees
23980	Praesidium	\$32,000.00	Purchased content
23981	Protelligent	\$30,757.12	CRM support, Licensing & Renewals, and Tech support, 4/24
23982	Q Document Solutions Inc	\$297.44	Xerox printer usage
23983	Randy Crump Consulting	\$585.00	AUIR support, 3/24
23984	Rodriguez Landscape Maintenance, Inc.	\$1,600.00	Landscape maintenance, 2/24
23985	Sedgwick Claims Management Services Inc.	\$42,031.96	Risk Management Evaluations, 1/31/24, Seaside, 1/31/24, Claremont, 11/6/23 and 11/9/23, Seaside, 11/14/23 and 11/15/23, West Hollywood, 12/5/23, San Luis Obispo, 12/5/23 and 12/6/23, San Marino; Risk Tech program, 12/1/23 and 12/28/23, Desert Recreation District, 12/4/23 - 12/7/23, San Luis Obispo, 12/12/23 and 12/28/23, San Luis Obispo, 1/24, Imperial, Desert Recreation District
23986	Southern California Edison Company	\$2,743.92	Electricity charge, 2/24
23987	Southern California Gas Company	\$765.63	Gas charge, 2/24
23988	The Standard Insurance Company	\$6,758.41	AD&D, LIFE, LTD & STD, 3/24
23989	Tripepi, Smith & Associates, Inc.	\$13,614.37	Monthly retainer, 2/24; 2024 RMEF supplies; Marketing, 2/24
23990	United Elevator Company	\$290.00	Elevator maintenance, 2/24
23991	Vision Service Plan - Ca	\$1,120.52	Vision premium, 3/24
23992	Wex Bank	\$540.66	Authority vehicle fuel, 2/24
23993	Woodwork Professionals	\$15,000.00	Furniture & equipment, desks
23994	Advance Fire Protection Co., Inc.	\$1,460.00	Sprinkler system recertification
23995	Airways Freight Corporation	\$653.97	PARMA conference, banner shipping
23996	City of Alhambra	\$1,028.00	Refreshments for Driver Safety workshops, 10/12/23 and 10/30/23; Forklift Operator Safety Certification workshops, 11/6/23 and 11/14/23; Ergonomic Field & Transit Personnel workshop, 11/29/23
23997	City of Alhambra	\$5,251.00	Refreshments for training workshops, 2/24
23998	Town of Apple Valley	\$1,445.00	Refreshments for training workshops, 1/30/24 - 3/6/24
23999	City of Arroyo Grande	\$1,440.00	Refreshments for training workshops, 1/30/24 - 2/27/24
24000	AT&T	\$688.00	Internet service, 3/24
24001	City of Atascadero	\$35.00	Refreshments for training workshop, 2/26/24
24002	City of Azusa	\$840.00	Refreshments for training workshop, 2/28/24
24003	City of Bell Gardens	\$5,355.00	Refreshments for training workshops, 1/11/24 - 3/7/24
24004	City of Bishop	\$1,045.00	Refreshments for training workshops, 1/9/24 - 1/11/24
24005	Bishop Consulting	\$13,819.90	DISC assessment training sessions, 2/1/24, Poway, 2/8/24, La Quinta
Multiple	Participating LTF Committee Members	\$2,250.00	LTF Oversight Committee meeting, 3/6/24
24007	City of Brawley	\$1,830.00	Refreshments for training workshops, 2/13/24 - 2/16/24
24008	City of Calabasas	\$70.00	Refreshments for training workshop, 2/21/24
24009	City of Camarillo	\$3,410.00	Refreshments for training workshops, 1/29/24 - 3/14/24
24010	Carahsoft Technology Corp	\$7,840.00	LinkedIn learning Pro 1 year
24011	Civica Law Group, APC	\$273.60	Legal service, 2/24
24012	City of Claremont	\$100.00	Refreshments for training workshop, 3/5/24
24013	City of Commerce	\$1,555.00	Refreshments for training workshops, 1/24/24 - 1/25/24
24014	CPS HR Consulting	\$10,450.00	Self produced content
24015	City of Dana Point	\$930.00	Refreshments for training workshops, 2/29/24 - 3/6/24
24017	Department of Industrial Relations	\$450.00	Elevator permit
24018	Desert Recreation District	\$360.00	Refreshments for training workshop, 3/5/24
24019	City of Diamond Bar	\$600.00	Refreshments for training workshop, 1/13/24
24020	DLS Group	\$281.44	Office supplies, business cards

CALIFORNIA JOINT POWERS INSURANCE AUTHORITY

WARRANT REGISTER

From: 3/1/2024 To: 3/31/2024

CHECK NUMBER	PAYEE	AMOUNT	DESCRIPTION
24021	City of Fountain Valley	\$3,805.00	Refreshments for training workshops, 1/10/24 - 3/6/24
24022	Gibbons & Conley	\$2,283.18	Legal service, 2/24
24023	Hermosa Beach	\$60.00	Refreshments for training workshop, 1/18/24
24025	City of Imperial	\$490.00	Refreshments for training workshop, 2/15/24
24026	City of Irwindale	\$555.00	Refreshments for training workshops, 1/25/24 - 2/1/24
24028	Juve Creative, Inc.	\$50,901.90	Academies graphic design; Training communication; LMS development; RMEF 2024 graphic design; Conference campaign; Website updates; Website Newsletter & maintenance 2024 RMEF Keynote
24030	Kepler Speakers	\$15,000.00	
24031	City of La Canada Flintridge	\$450.00	Refreshments for training workshop, 2/7/24
24032	City of La Mirada	\$450.00	Refreshments for training workshop, 2/28/24
24033	City of La Quinta	\$2,040.00	Refreshments for training workshops, 1/23/24 - 2/8/24
24034	City of La Verne	\$870.00	Refreshments for training workshops, 1/25/24 - 1/31/24
24035	Lemon Grove	\$450.00	Refreshments for training workshop, 2/21/24
24036	City of Monrovia	\$550.00	Refreshments for training workshop, 2/8/24
24037	City of Moorpark	\$120.00	Refreshments for training workshop, 2/29/24
24039	City of Norwalk	\$405.00	Refreshments for training workshop, 2/8/24
24040	On Site Fire Protection	\$790.00	Facility maintenance, fire extinguisher
24041	City of Pacific Grove	\$60.00	Refreshments for training workshop, 1/25/24
24042	City of Palos Verdes Estates	\$240.00	Refreshments for training workshop, 3/7/24
24043	City of Paramount	\$2,270.00	Refreshments for training workshops, 1/16/24 - 2/20/24
24044	Paylocity	\$154.25	Paylocity admin fee, 2/24
24046	City of Pismo Beach	\$1,740.00	Refreshments for training workshops, 2/28/24 - 2/29/24
24047	Playsafe, LLC	\$10,201.00	Parks & Recreation Academy, 2/13/24 - 2/15/24, speaker
24048	City of Port Hueneme	\$245.00	Refreshments for training workshop, 3/7/24
24049	City of Poway	\$1,640.00	Refreshments for training workshops, 2/7/24 - 2/28/24
24050	Q Document Solutions Inc	\$338.91	Xerox printer usage
24051	City of Rancho Palos Verdes	\$295.00	Refreshments for training workshop, 2/15/24
24053	City of Rosemead	\$125.00	Refreshments for training workshop, 2/15/24
24054	Rossmoor CSD	\$60.00	Refreshments for training workshop, 3/1/24
24055	City of San Clemente	\$190.00	Refreshments for training workshop, 2/12/24
24056	City of San Dimas	\$710.00	Refreshments for training workshops, 1/18/24 - 1/31/24
24057	City of San Luis Obispo	\$35.00	Refreshments for training workshops, 1/18/24 - 1/31/24
24058	City of San Marcos	\$400.00	Refreshments for training workshops, 1/17/24 - 2/14/24
24059	City of San Marino	\$525.00	Refreshments for training workshops, 2/7/24 - 3/6/24
24060	City of Santa Clarita	\$1,740.00	Refreshments for training workshops, 1/16/24 - 1/23/24
24061	Sedgwick Claims Management Services Inc.	\$8,859.53	Mandated Reporter workshop, 8/16/23, Lomita; Office Ergonomics workshop, 8/23/23, Port Hueneme; Risk Tech, 8/23; 2023 RMEF sponsor lodging
24062	City of Signal Hill	\$300.00	Refreshments for training workshops, 1/22/24 - 2/5/24
24063	Smart System Technologies, Inc.	\$329.70	Security service, 3/24
24064	Tripepi, Smith & Associates, Inc.	\$11,392.50	Monthly retainer, 3/24
24065	Hart Mechanical Inc.	\$34,000.00	HVAC installation in Redwood building
24066	JC Roofing Company	\$25,500.00	New roofing for Redwood and Yosemite buildings deposit
24067	JSB Construction, Inc.	\$33,600.00	Painting for Redwood and Yosemite buildings deposit
Multiple	Retired California JPIA employees	\$10,896.30	Medicare part B premium reimbursement, January - March 2024
20240312	American Express	\$106,463.40	Business expenses
EFT1009614	Health and Human Resource Center, Inc.	\$55.68	Employee assistance premium, 3/24
EFT1009615	City of Alhambra	\$12,421.00	Intact check# 2120061840 reimbursement
EFT1009616	Alliant Insurance Services	\$45,177.00	LTF excess insurance broker fee 2023, 1-3out of 4 installments
EFT1009617	Baker & Hostetler LLP	\$5,000.00	Cyber security tabletop workshop, 2/24/22, Camarillo
EFT1009618	Jeff Bills	\$3,000.00	Monthly retainer, 3/24
EFT1009619	Blazing Trails Media	\$2,770.00	Self produced content
EFT1009620	BSI American Professional Services	\$1,512.50	Risk Tech, 8/23, Hemet
EFT1009621	Burke, Williams & Sorensen	\$7,879.50	Legal services, 12/23; Curriculum development; EPL handbook development; ELP Hotline, 11/23
EFT1009622	CBIZ Valuation Group, LLC	\$7,500.00	Property appraisals
EFT1009623	Citrin Cooperman Advisors LLC	\$54,180.07	CRM development, RMIS and CRM support, LossCAP database
EFT1009624	Delta Dental	\$4,414.93	Delta premium, 3/24
EFT1009625	Todd Elliot	\$5,600.00	2024 RMEF Thursday night
Multiple	California JPIA Employees	\$3,205.17	Business expense reimbursements
EFT1009627	Independent Consulting & Risk Management Services, LLC	\$4,000.00	Executive consulting, 2/24

CALIFORNIA JOINT POWERS INSURANCE AUTHORITY

WARRANT REGISTER

From: 3/1/2024 To: 3/31/2024

CHECK NUMBER	PAYEE	AMOUNT	DESCRIPTION
EFT1009628	City of Irwindale	\$1,500.00	ELP trust account deposit
EFT1009630	Ogletree, Deakins, Nash, Smoak & Stewart, P.C.	\$220.00	Legal service, 1/24
EFT1009631	PFM Asset Management LLC	\$17,032.45	Investment management fee, 1/24
EFT1009633	Van Demyden Makus Law Corporation	\$13,342.50	Legal services, 12/23 and 1/24
EFT1009634	Vital Records Control	\$213.55	CCCSIF file storage removal
EFT1009635	W.T. Durant, Inc.	\$9,343.75	Building Big Sur design
EFT1009637	MissionSquare Retirement - 303081	\$26,314.68	Deferred compensation, 2/24/24 - 3/8/24
EFT1009638	U.S. Bank N.A. Minnesota	\$1,816.31	PARS contribution, 2/24/24 - 3/8/24
EFT1009639	Charles Schwab	\$1,291.34	401A plan contribution, 3/24
EFT1009640	Harmon.ie	\$2,448.00	Harmon.ie email licenses 7/23 - 7/24
EFT1009642	Jeff Bills	\$3,934.30	Management Academy, 3/5/24 - 3/7/24, Paso Robles, speaker
EFT1009644	Burke, Williams & Sorensen	\$6,657.58	Curriculum development; EPL handbook development
Multiple	Executive Committee Members	\$8,613.32	Executive Committee meeting, 2/28/24
EFT1009647	Disability Access Consultants, LLC	\$14,180.00	ADA consulting, Brawley, Seal Beach, Artesia, Coachella Valley Association of Governments, Claremont
EFT1009648	Embark Safety	\$3,252.90	Driver monitoring, 2/24
EFT1009650	FORTIS Resource Partners, Inc.	\$4,375.00	Accounting support for ELP, 1099 reporting
EFT1009653	Guy Carpenter & Company, LLC	\$78,660.25	Liability & Workers Compensation program, broker fee
EFT1009655	Intrinsic Environment, Health & Safety	\$8,938.75	Risk management initiatives, 11/23 - 2/24, Fountain Valley, Paso Robles, Morro Bay, San Luis Obispo, and West Covina
EFT1009658	Ogletree, Deakins, Nash, Smoak & Stewart, P.C.	\$66.00	Legal service, 2/24
EFT1009660	PARS	\$1,000.00	Retirement plan administration fee, 1/24
EFT1009665	USMHE LLC	\$4,988.00	Audiometric testing, 2/13/23 and 2/15/23, Midpeninsula Regional Open Space District
EFT1009668	MissionSquare Retirement - 303081	\$26,255.68	Deferred compensation, 3/9/24 - 3/22/24
EFT1009669	U.S. Bank N.A. Minnesota	\$1,823.91	PARS contribution, 3/9-3/22/24
EFT1009670	Athens Administrators C/O City of Azusa	\$649,510.82	WC claims administration fee, February and March 2024
DISBURSEMENT TOTAL		\$1,656,233.45	
GENERAL			
20240329	Chase Bank	\$28,467.84	Business expenses
2592911	CalPERS	\$79,460.14	Medical premium, 3/24
2597895	CalPERS	\$25,570.06	PERS contribution, 2/24/24 - 3/8/24
2597896	CalPERS	\$8,748.49	PERS contribution, 2/24/24 - 3/8/24
2607189	CalPERS	\$25,550.07	PERS contribution, 3/9/24 - 3/22/24
2607190	CalPERS	\$8,771.12	PERS contribution, 3/9/24 - 3/22/24
2607191	CalPERS	\$90.35	PERS contribution, 3/9/24 - 3/22/24
2607192	CalPERS	\$42.94	PERS contribution, 3/9/24 - 3/22/24
47361344	California State Disbursement Unit	\$1,551.23	Employee withholding
47529462	California State Disbursement Unit	\$1,551.23	Employee withholding
705744	State of California	\$8,170.07	State tax withheld, 2/24/24 - 3/8/24
82645520	United States Treasury	\$51,430.71	FED & FICA tax, 2/24/24 - 3/8/24
906704	State of California	\$8,418.54	State tax withheld, 3/9/24 - 3/22/24
94880713	United States Treasury	\$52,451.86	FED & FICA tax, 3/9/24 - 3/22/24
GENERAL TOTAL		\$300,274.65	
IMPREST ACCOUNTS DISBURSMENT			
	California JPIA WC	\$1,893,103.63	WC claims reimbursement
	ACCT# XXX-XXX5168		Ck# 130500-132845
	California JPIA CCCSIF Workers	\$8,456.78	CCCSIF WC claims reimbursement
	Compensation ACCT# XXX-XXX5176		Ck# 1713-1778
	California JPIA Liability	\$7,609,986.94	Liability claims reimbursement
	ACCT# XXX-XXX3224		Ck# 4048-4352
	California JPIA Excess Liability	\$1,385,265.79	Excess Liability claims reimbursement
	ACCT# XXX-XXX9247		Ck# 1060-1072
	California JPIA Payroll	\$634.13	Paylocity account reimbursement for pay period
	ACCT# XXX-XXX2794		Mar 1 2024-Mar 31 2024
	California JPIA Payroll	\$727.90	Paylocity account reimbursement for pay period
	ACCT# XXX-XXX2794		Mar 1 2024-Mar 31 2024

CALIFORNIA JOINT POWERS INSURANCE AUTHORITY

WARRANT REGISTER

From: 3/1/2024 To: 3/31/2024

CHECK NUMBER	PAYEE	AMOUNT	DESCRIPTION
	California JPIA Payroll ACCT# XXX-XXX2794	\$1,182.52	Paylocity account reimbursement for pay period Mar 1 2024-Mar 31 2024
	California JPIA Payroll ACCT# XXX-XXX2794	\$214.96	Paylocity account reimbursement for pay period Mar 1 2024-Mar 31 2024
	California JPIA Payroll ACCT# XXX-XXX2794	\$896.68	Paylocity account reimbursement for pay period Mar 1 2024-Mar 31 2024
	California JPIA Payroll ACCT# XXX-XXX2794	\$109,591.90	Payroll account reimbursement for pay period Mar 1 2024-Mar 31 2024
	California JPIA Payroll ACCT# XXX-XXX2794	\$111,168.32	Payroll account reimbursement for pay period Mar 1 2024-Mar 31 2024
	California JPIA Property ACCT# XXX-XXX5066	\$1,826,433.42	Property claims reimbursement Ck# 8408-8434
	Voided - California JPIA Checks	(\$60,987.47)	All Imprest Account
	IMPREST ACCOUNTS DISBURSMENT TOTAL	<u>\$12,886,675.50</u>	
	GRAND TOTAL	<u>\$14,843,183.60</u>	

In accordance with Article VII, of the Bylaws of the California Joint Powers Insurance Authority, the Chief Executive Officer hereby certifies to the accuracy of the demands and to the availability of funds for payment thereof.

Alexander Smith, Chief Executive Officer