



**California JPIA**  
**El Capitan Room**  
**8081 Moody Street**  
**La Palma, California 90623**

**AGENDA**

**EXECUTIVE COMMITTEE OF THE BOARD OF DIRECTORS**

**REGULAR MEETING**

**July 24, 2024**

**3:30 P.M.**

---

**CALL TO ORDER**

President Margaret Finlay

**PLEDGE OF ALLEGIANCE**

President Margaret Finlay

**ROLL CALL**

Steve Croft  
Marshall Goodman  
Sonny Santa Ines  
Steve Tye  
Chuong Vo  
Mark Waronek  
Secretary, Tom Chavez  
Vice President Mary Ann Reiss  
President Margaret Finlay

**ORAL COMMUNICATIONS**

Any persons present desiring to address the Executive Committee on any proper matter may do so at this time.

**CONSENT CALENDAR**

All items under Consent Calendar may be enacted by one motion. Any item may be removed from the Consent Calendar and acted upon separately by the Executive Committee.

1. APPROVAL

Minutes of June 26, 2024 Regular Meeting

2. RECEIVE AND FILE

Treasurer's Monthly Compliance Report for June 2024

---

**REPORTS AND RECOMMENDATIONS**

3. RESOLUTION  
NO. 2024-07 WR

Warrant Register

A RESOLUTION OF THE EXECUTIVE COMMITTEE OF THE BOARD OF DIRECTORS OF THE CALIFORNIA JOINT POWERS INSURANCE AUTHORITY ALLOWING CERTAIN CLAIMS AND DEMANDS IN THE TOTAL OF \$9,121,289.43.

**ADJOURNMENT**

To a meeting on August 28, 2024, at 5:30 p.m., in the El Capitan Room of the California JPIA, 8081 Moody Street, La Palma, CA 90623.

In compliance with Americans with Disabilities Act, if you need special assistance to participate in this meeting, please contact the Agency Clerk at (562) 467-8736. Notification 48 hours before meeting will enable the Authority to make reasonable arrangements to ensure accessibility. (28 CFR 35.102.35.104 ADA Title II)

Dated: July 18, 2024  
Posted: July 18, 2024

s/Veronica Ruiz  
Veronica Ruiz, CMC  
Agency Clerk

**AFFIDAVIT OF POSTING**

I, Veronica Ruiz, declare as follows: That I am the duly designated Agency Clerk for the California Joint Powers Insurance Authority, and that I caused to be posted the foregoing agenda in accordance with the Brown Act. Dated this 18th day of July, 2024.

By: Veronica Ruiz, CMC, Agency Clerk

# CALIFORNIA JPIA

## MINUTES

### EXECUTIVE COMMITTEE OF THE BOARD OF DIRECTORS

#### REGULAR MEETING

June 26, 2024

5:30 P.M.

---

#### CALL TO ORDER

President Finlay called the regular meeting of the Executive Committee of the California JPIA to order at 5:50 p.m. in the El Capitan Room at the California JPIA, 8081 Moody Street, La Palma, CA 90623.

#### ROLL CALL

A quorum was established by roll call.

#### PRESENT:

Steve Croft  
Marshall Goodman  
Sonny Santa Ines  
Steve Tye  
Chuong Vo  
Mark Waronek (*Teleconference*)  
Secretary, Tom Chavez  
Vice President, Mary Ann Reiss (*Teleconference*)  
President, Margaret Finlay (*Teleconference*)

#### EX OFFICIO:

Thaddeus McCormack, Managers Committee  
Chairman  
Jose Gomez, Finance Officers Committee  
Chairman  
Brad McKinney, Risk Managers Committee  
Chairman

#### ATTENDEES:

Chris Kustra, Carl Warren & Company

#### STAFF:

Alex Smith, Chief Executive Officer  
Habib Ali, Accounting Specialist  
Olga Berdial, Communications Director  
Melaina Francis, Senior Risk Manager  
Maria Galvan, Senior Risk Manager  
Jason McBride, Finance Director

Alex Mellor, Risk Services Director  
Courtney Morrison, Management Analyst  
(*Teleconference*)  
Veronica Ruiz, Agency Clerk  
Jeff Rush, Workers’ Compensation Program  
Manager  
Nikki Salas, Administrative Services Director  
Carl Sandstrom, Business Projects Manager  
Jennifer Torres, Administrative Assistant  
Kelly Trainer Policky, Employment Practices  
Manager  
Paul Zeglovitch, Claims and Insurance Director

**ORAL  
COMMUNICATIONS**

There were no requests to address the Executive Committee.

**CONSENT CALENDAR**

President Finlay presented the items appearing on the Consent Calendar.

Director Waronek moved that the Consent Calendar Items be approved, received, and filed in one action. The motion was seconded by Director Santa Ines. The motion carried unanimously by roll call vote.

The Consent Calendar included:

- Executive Committee May 22, 2024 Regular Meeting and June 5, 2024 Special Meeting
- Treasurer’s Monthly Compliance Report for May 2024
- Financial Statements for the Quarter Ended March 31, 2024

**RECESS**

At 5:53 p.m., President Finlay recessed the Executive Committee meeting.

**RECONVENE**

At 6:07 p.m., President Finlay reconvened the Executive Committee.

**CONSIDERATION**  
Recommendations from the  
Personnel Committee

President Finlay shared the recommendations of the Personnel Committee.

Director Chavez moved to approve the recommendations of the Personnel Committee pertaining to Salary and Benefit Adjustments for the Authority’s employees as follows:

- 5% COLA and a \$20 increase per Pay Period match to 457 Deferred Compensation Plan effective July 1, 2024.

The motion was seconded by Director Santa Ines. The motion carried unanimously by roll call vote.

**APPROVAL**

Proposed Budgets for Fiscal Years 2024-25 and 2025-26

President Finlay presented the Proposed Budgets for Fiscal Years 2024-25 and 2025-26 item.

Alex Smith, Chief Executive Officer, introduced Jason McBride, Finance Director. McBride presented an overview of the proposed budgets. He reported that the Finance Officers Committee and Budget Committee previously reviewed the proposed budgets and have recommended approval and adoption.

Director Santa Ines moved to approve the proposed 2024-25 and 2025-26 budgets and recommend consideration by the Board of Directors. The motion was seconded by Director Waronek. The motion carried unanimously by roll call vote.

**RESOLUTION  
NO. 2024-06 WR**  
Warrant Register

President Finlay read, by title only, Resolution No. 2024-06 WR,

A RESOLUTION OF THE EXECUTIVE COMMITTEE OF THE BOARD OF DIRECTORS OF THE CALIFORNIA JOINT POWERS INSURANCE AUTHORITY ALLOWING CERTAIN CLAIMS AND DEMANDS IN THE TOTAL OF \$14,028,305.52.

Director Waronek moved to waive further reading and adopt Resolution 2024-06 WR. The motion was seconded by Director Chavez. The motion carried unanimously by roll call vote.

**ADJOURNMENT**

President Finlay adjourned the meeting at 6:25 p.m. to the next regular meeting on July 24, 2024, at 3:30 p.m., in the El Capitan Room of the California JPIA, 8081 Moody Street, La Palma, CA 90623.

---

Tom Chavez, Secretary

# CALIFORNIA JPIA

## AGENDA REPORT

**To:** EXECUTIVE COMMITTEE  
**From:** Alexander Smith, Chief Executive Officer  
**By:** Jason McBride, Finance Director  
**Date:** July 24, 2024  
**Subject:** Treasurer's Monthly Compliance Report

---

Attached is the Treasurer's Monthly Compliance Report for June 2024.

Directly held investments, as of June 30, 2024, totaled \$318.9 million. Cash held in LAIF was \$3.6 million and the money market account balance was \$50,915. Cash held in the Los Angeles County Pooled Investment Fund was \$107,075. Cash held in CAMP was \$13.9 million. Altogether, cash and investments totaled \$336.6 million at the end of the month.

The annualized yield to maturity at cost earned by direct investments was 2.64%. Accrual basis earnings were \$392,653. The quarter-to-date yield reported by LAIF was 4.36%, and the money market account yield was 5.18%. The Los Angeles County Pooled Investment Fund yielded 4.18% and CAMP yielded 5.39%.

### **Recommended Action**

Receive and file.

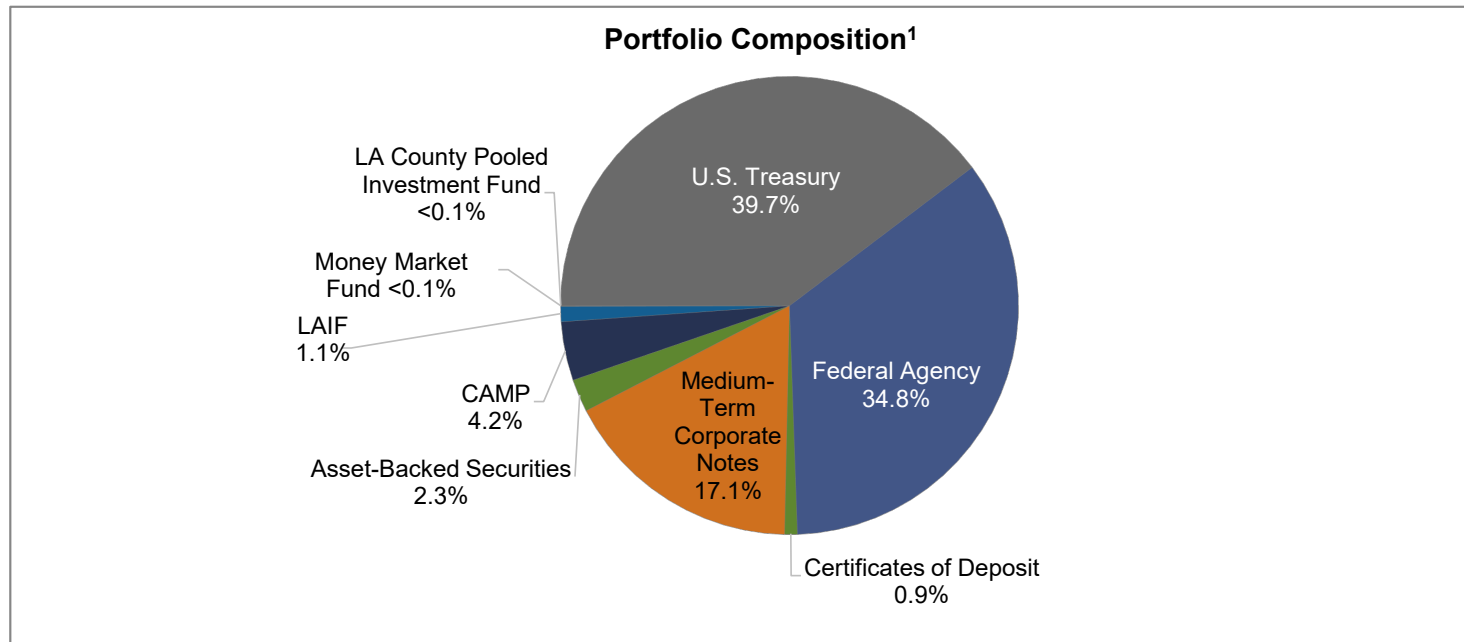
<u>Security Type</u>	<u>Par Value</u>	<u>Original Cost</u>	<u>Amortized Cost</u>	<u>Market Value</u>	<u>Longest Maturity</u>	<u>Maximum Allowable Maturity</u>	<u>YTM at Cost</u>
U.S. Treasury	\$141,305,000.00	\$139,228,441.22	\$140,054,562.07	\$133,016,272.14	9.64 Years	10 Years	2.12%
Federal Agency	\$120,794,051.05	\$120,072,963.17	\$120,272,276.79	\$116,494,792.48	8.20 Years	10 Years	2.79%
Certificates of Deposit	\$3,000,000.00	\$3,000,000.00	\$3,000,000.00	\$2,988,852.00	2.05 Years	5 Years	5.08%
Medium-Term Corporate Notes	\$58,564,000.00	\$58,856,780.46	\$58,338,595.52	\$57,207,707.61	8.83 Years	5 Years	3.25%
Asset-Backed Securities	\$7,804,765.13	\$7,803,574.58	\$7,803,871.67	\$7,753,088.54	4.47 Years	5 Years	3.94%
<b>Total Securities</b>	<b>\$331,467,816.18</b>	<b>\$328,961,759.43</b>	<b>\$329,469,306.05</b>	<b>\$317,460,712.77</b>			<b>2.64%</b>
Accrued Interest			\$1,427,986.40	\$1,427,986.40			
<b>Total Portfolio</b>	<b>\$331,467,816.18</b>	<b>\$328,961,759.43</b>	<b>\$330,897,292.45</b>	<b>\$318,888,699.17</b>			
CAMP-Pool	\$5,920,940.85	\$5,920,940.85	\$5,920,940.85	\$5,920,940.85	1 Day		5.44%
CAMP-Term	\$8,000,000.00	\$8,000,000.00	\$8,000,000.00	\$8,000,000.00	179 Day		5.35%
LAIF	\$3,595,255.50	\$3,595,255.50	\$3,595,255.50	\$3,595,255.50	1 Day		4.36%
Money Market Fund	\$50,915.00	\$50,915.00	\$50,915.00	\$50,915.00	1 Day		5.18%
LA County Pooled Investment Fund	\$107,075.19	\$107,075.19	\$107,075.19	\$107,075.19	1 Day		4.18%
<b>Total Liquidity</b>	<b>\$17,674,186.54</b>	<b>\$17,674,186.54</b>	<b>\$17,674,186.54</b>	<b>\$17,674,186.54</b>			<b>5.17%</b>
<b>Total Investments</b>	<b>\$349,142,002.72</b>	<b>\$346,635,945.97</b>	<b>\$348,571,478.99</b>	<b>\$336,562,885.71</b>			<b>2.78%</b>

- I hereby certify that all investments are in compliance with the investment policy adopted by the Executive Committee as of August 2021.
- The California JPIA investment portfolio is managed by PFM Asset Management LLC.
- PFM's market prices are derived from closing bidprices as of the last business day of the month as supplied by Refinitiv or Bloomberg. Where prices are not available from generally recognized sources the securities are priced using a yield-based matrix system to arrive at an estimated market value. Prices that fall between data points are interpolated.
- In accordance with Generally Accepted Accounting Principles (GAAP), month-end holdings and information are reported on a trade date basis. Securities listed in bold type on the Security Transactions & Interest page have been traded, but have not yet settled.
- All ratings are as of month end.
- The Authority has the ability to meet its budgeted expenditures for the next six months.
- Excludes \$1,623,819.42 of funds deposited with the Authority by the Central Coast Cities for payments on worker's compensation tail claims.
- The yield for CAMP is the 7-day yield as of June 30, 2024.
- The yield for LAIF is the quarter to date yield as of June 30, 2024.
- The yield for the LA County Pooled Investment Fund is the earnings rate for February. The County reports earnings with a one month lag.
- Compliance with the investment policy is measured at the time of purchase.
- Any information or data displayed herein has been formatted for use as directed by the Authority. This report should not be used for compliance assurance reasons. Any claims of compliance are that of the Authority.

For Institutional Investor or Professional Investor Use Only - This material is not for inspection by, distribution to, or quotation to the general public.

California JPIA Treasurer

<u>Security Type</u>	<u>Market Value (\$)</u>	<u>% of Portfolio<sup>1</sup></u>	<u>Permitted by Policy (% or \$)</u>	<u>In Compliance</u>
U.S. Treasury	\$133,016,272.14	39.7%	100%	Yes
Federal Agency	\$116,494,792.48	34.8%	100%	Yes
Certificates of Deposit	\$2,988,852.00	0.9%	30%	Yes
Medium-Term Corporate Notes	\$57,207,707.61	17.1%	30%	Yes
Asset-Backed Securities	\$7,753,088.54	2.3%	20%	Yes
Municipal Bonds	\$0.00	0.0%	5%	Yes
CAMP	\$13,920,940.85	4.2%	20%	Yes
LAIF	\$3,595,255.50	1.1%	\$75,000,000	Yes
Money Market Fund	\$50,915.00	<0.1%	20%	Yes
LA County Pooled Investment Fund	\$107,075.19	<0.1%	\$30,000,000	Yes
<b>Subtotal Investments</b>	<b>\$335,134,899.31</b>	<b>100.0%</b>		
Accrued Interest	\$1,427,986.40			
<b>Total Investments</b>	<b>\$336,562,885.71</b>			



Percentages may not sum to 100% due to rounding.

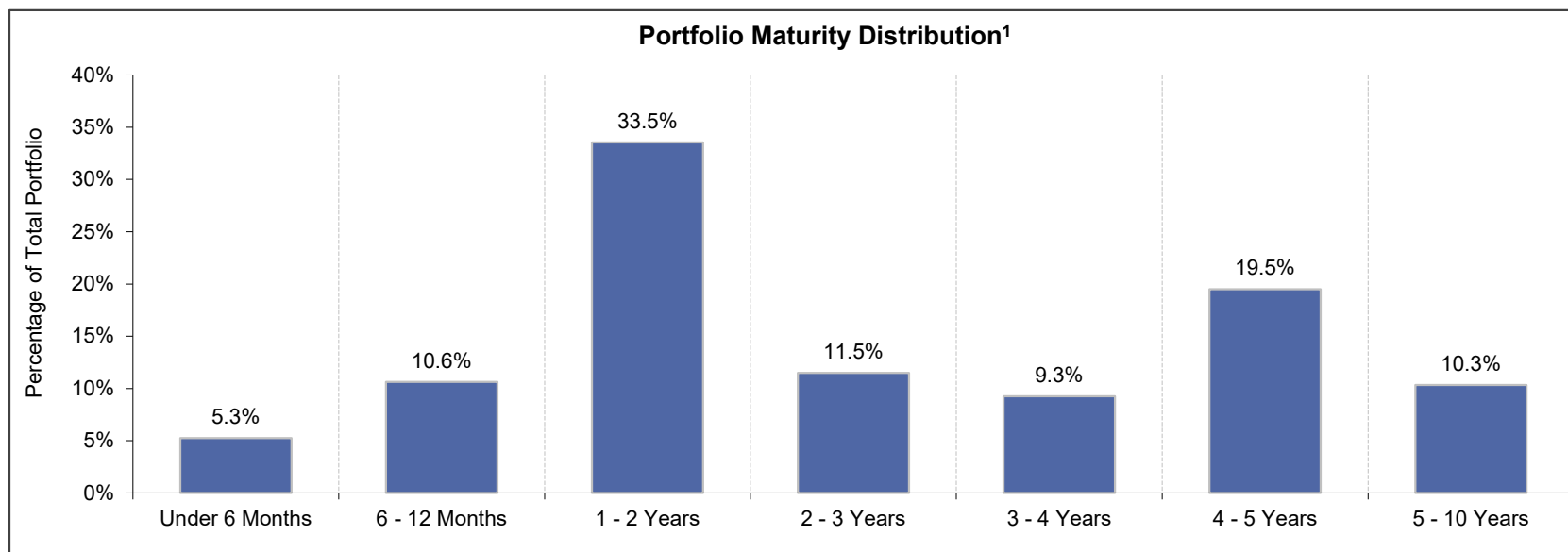


**Maturity Distribution<sup>1</sup> June 30, 2024**

Under 6 Months	\$17,674,186.54
6 - 12 Months	\$35,770,179.30
1 - 2 Years	\$112,877,269.37
2 - 3 Years	\$38,646,637.54
3 - 4 Years	\$31,178,472.55
4 - 5 Years	\$65,645,440.23
5 - 10 Years	\$34,770,700.18

Portfolio Duration <sup>2</sup>	
Effective <sup>3</sup>	2.62

**Totals \$336,562,885.71**



- Notes:
- 15.3% of the portfolio is invested in currently callable securities. The callable securities are included in the maturity distribution to their stated maturity date, although they may be called prior to maturity.
  - Duration calculations exclude balances in CAMP, LAIF and the money market fund.
  - Effective duration is the change in price for a 1% change in yield, while also taking into account the likelihood of options such as calls and paydowns for mortgage-backed securities being exercised.
  - Percentages may not add up to 100% due to rounding.

**Managed Account Summary Statement**

For the Month Ending **June 30, 2024**

**CALIFORNIA JOINT POWERS INSURANCE AUTH**

**Transaction Summary - Managed Account**

<b>Opening Market Value</b>	<b>\$315,604,474.17</b>
Maturities/Calls	(178,409.93)
Principal Dispositions	(10,512,374.44)
Principal Acquisitions	11,040,599.58
Unsettled Trades	0.00
Change in Current Value	1,506,423.39
<b>Closing Market Value</b>	<b>\$317,460,712.77</b>

**Cash Transactions Summary - Managed Account**

Maturities/Calls	0.00
Sale Proceeds	10,539,767.07
Coupon/Interest/Dividend Income	463,757.67
Principal Payments	178,409.93
Security Purchases	(11,066,799.98)
Net Cash Contribution	(0.02)
Reconciling Transactions	0.00

**Earnings Reconciliation (Cash Basis) - Managed Account**

Interest/Dividends/Coupons Received	491,150.30
Less Purchased Interest Related to Interest/Coupons	(26,200.40)
Plus Net Realized Gains/Losses	(381,497.59)
<b>Total Cash Basis Earnings</b>	<b>\$83,452.31</b>

**Cash Balance**

**Closing Cash Balance** **\$153,443.13**

**Earnings Reconciliation (Accrual Basis)**

	<b>Total</b>
Ending Amortized Value of Securities	329,469,306.05
Ending Accrued Interest	1,427,986.40
Plus Proceeds from Sales	10,539,767.07
Plus Proceeds of Maturities/Calls/Principal Payments	178,409.93
Plus Coupons/Dividends Received	463,757.67
Less Cost of New Purchases	(11,066,799.98)
Less Beginning Amortized Value of Securities	(329,380,293.34)
Less Beginning Accrued Interest	(1,239,481.05)
<b>Total Accrual Basis Earnings</b>	<b>\$392,652.75</b>

**Portfolio Summary and Statistics**

For the Month Ending **June 30, 2024**

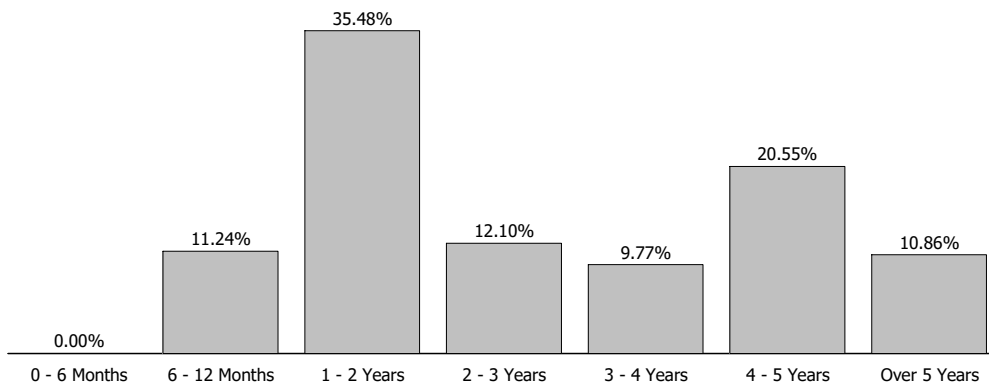
**CALIFORNIA JOINT POWERS INSURANCE AUTH**

**Account Summary**

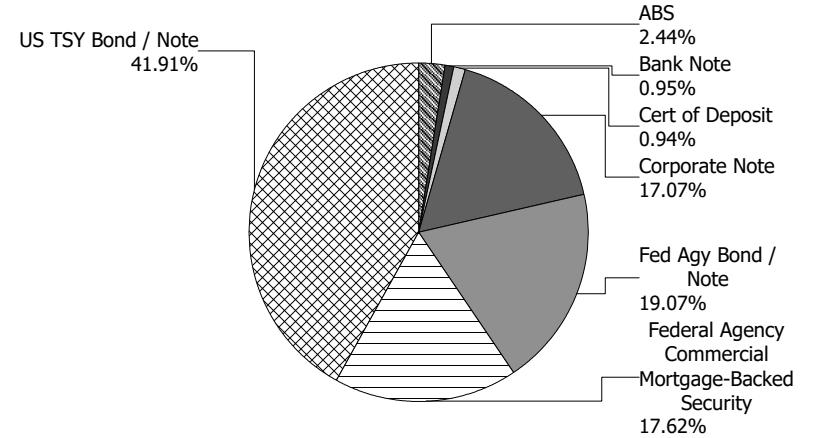
Description	Par Value	Market Value	Percent
U.S. Treasury Bond / Note	141,305,000.00	133,016,272.14	41.91
Federal Agency Commercial Mortgage-Backed Security	56,374,051.05	55,947,823.78	17.62
Federal Agency Bond / Note	64,420,000.00	60,546,968.70	19.07
Corporate Note	55,564,000.00	54,186,527.61	17.07
Certificate of Deposit	3,000,000.00	2,988,852.00	0.94
Bank Note	3,000,000.00	3,021,180.00	0.95
Asset-Backed Security	7,804,765.13	7,753,088.54	2.44
<b>Managed Account Sub-Total</b>	<b>331,467,816.18</b>	<b>317,460,712.77</b>	<b>100.00%</b>
Accrued Interest		1,427,986.40	
<b>Total Portfolio</b>	<b>331,467,816.18</b>	<b>318,888,699.17</b>	

**Unsettled Trades** **0.00** **0.00**

**Maturity Distribution**



**Sector Allocation**



**Characteristics**

Yield to Maturity at Cost	2.64%
Yield to Maturity at Market	4.85%
Weighted Average Days to Maturity	1076

**Managed Account Issuer Summary**

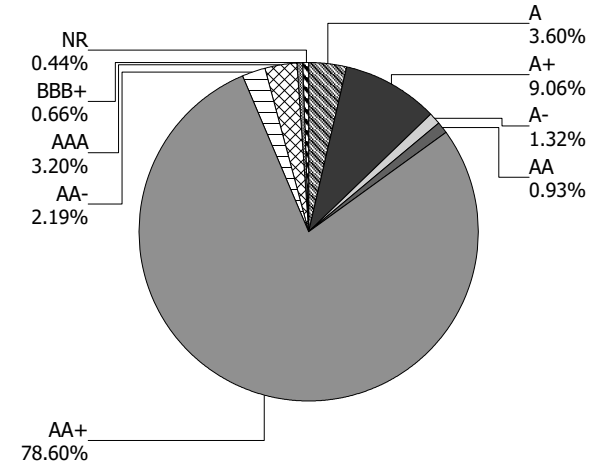
For the Month Ending **June 30, 2024**

**CALIFORNIA JOINT POWERS INSURANCE AUTH**

**Issuer Summary**

<b>Issuer</b>	<b>Market Value of Holdings</b>	<b>Percent</b>
ADOBE INC	2,382,625.14	0.75
AMAZON.COM INC	2,944,014.00	0.93
BANK OF AMERICA CO	5,604,491.80	1.77
BLACKROCK INC	288,569.43	0.09
BRISTOL-MYERS SQUIBB CO	2,251,226.63	0.71
CARMAX AUTO OWNER TRUST	199,703.85	0.06
CHASE ISSURANCE	2,792,971.85	0.88
CHEVRON CORPORATION	2,131,120.20	0.67
CITIGROUP INC	5,275,103.00	1.66
DEERE & COMPANY	2,215,456.29	0.70
DISCOVER FINANCIAL SERVICES	959,690.84	0.30
FANNIE MAE	49,597,111.88	15.62
FEDERAL FARM CREDIT BANKS	1,796,374.00	0.57
FEDERAL HOME LOAN BANKS	5,528,970.93	1.74
FREDDIE MAC	59,572,335.67	18.77
GM FINANCIAL CONSUMER AUTOMOBILE TRUST	292,304.53	0.09
GOLDMAN SACHS GROUP INC	2,095,419.45	0.66
HOME DEPOT INC	2,948,691.40	0.93
HYUNDAI AUTO RECEIVABLES	907,080.45	0.29
JOHNSON & JOHNSON	3,794,224.00	1.20
JP MORGAN CHASE & CO	4,804,903.61	1.51
MASTERCARD INC	4,480,862.06	1.41
MORGAN STANLEY	3,021,180.00	0.95
NOVARTIS AG	4,540,134.77	1.43
PACCAR FINANCIAL CORP	2,294,048.72	0.72
RABOBANK NEDERLAND	2,988,852.00	0.94
STATE STREET CORPORATION	487,834.50	0.15
TARGET CORP	413,881.15	0.13
THE BANK OF NEW YORK MELLON CORPORATION	3,120,132.96	0.98
TOYOTA MOTOR CORP	2,745,613.52	0.86
UNITED STATES TREASURY	133,016,272.14	41.91
UNITEDHEALTH GROUP INC	1,969,512.00	0.62

**Credit Quality (S&P Ratings)**



**Managed Account Issuer Summary**

For the Month Ending **June 30, 2024**

CALIFORNIA JOINT POWERS INSURANCE AUTH

---

<b>Total</b>	<b>\$317,460,712.77</b>	<b>100.00%</b>
--------------	-------------------------	----------------

**Managed Account Fair Market Value & Analytics**

For the Month Ending **June 30, 2024**

**CALIFORNIA JOINT POWERS INSURANCE AUTH**

<b>Security Type/Description</b>	<b>CUSIP</b>	<b>Par</b>	<b>Broker</b>	<b>Next Call Date</b>	<b>Market Price</b>	<b>Market Value</b>	<b>Unreal G/L On Cost</b>	<b>Unreal G/L Amort Cost</b>	<b>Effective Duration</b>	<b>YTM at Mkt</b>
<b>U.S. Treasury Bond / Note</b>										
US TREASURY NOTES DTD 07/02/2018 2.750% 06/30/2025	912828XZ8	1,000,000.00	MORGAN_S		97.70	977,031.20	(71,914.11)	(31,190.35)	0.98	5.14
US TREASURY NOTES DTD 07/31/2018 2.875% 07/31/2025	912828Y79	1,185,000.00	NOMURA		97.69	1,157,596.88	(138.86)	(1,327.13)	1.07	5.09
US TREASURY NOTES DTD 08/31/2020 0.250% 08/31/2025	91282CAJ0	4,375,000.00	WELLS_F		94.59	4,138,476.56	(187,646.49)	(222,511.61)	1.17	5.07
US TREASURY NOTES DTD 09/30/2020 0.250% 09/30/2025	91282CAM3	1,675,000.00	JPM_CHA		94.28	1,579,210.94	(67,196.29)	(86,913.43)	1.25	5.02
US TREASURY NOTES DTD 09/30/2020 0.250% 09/30/2025	91282CAM3	3,100,000.00	HSBC		94.28	2,922,718.75	(109,105.47)	(156,031.66)	1.25	5.02
US TREASURY NOTES DTD 09/30/2020 0.250% 09/30/2025	91282CAM3	4,000,000.00	HSBC		94.28	3,771,250.00	(166,562.50)	(209,615.38)	1.25	5.02
US TREASURY NOTES DTD 10/31/2020 0.250% 10/31/2025	91282CAT8	1,795,000.00	TD		93.95	1,686,458.50	(70,537.98)	(96,086.78)	1.34	4.99
US TREASURY NOTES DTD 11/16/2015 2.250% 11/15/2025	912828M56	2,000,000.00	CITIGRP		96.41	1,928,125.00	(23,359.38)	(62,054.50)	1.36	4.98
US TREASURY NOTES DTD 11/30/2020 0.375% 11/30/2025	91282CAZ4	2,110,000.00	NOMURA		93.80	1,979,114.17	(75,663.17)	(111,698.92)	1.42	4.96
US TREASURY NOTES DTD 12/31/2020 0.375% 12/31/2025	91282CBC4	1,425,000.00	JPM_CHA		93.50	1,332,375.00	(69,691.41)	(85,227.94)	1.50	4.92
US TREASURY NOTES DTD 12/31/2020 0.375% 12/31/2025	91282CBC4	2,750,000.00	NOMURA		93.50	2,571,250.00	(170,693.36)	(176,322.82)	1.50	4.92
US TREASURY NOTES DTD 12/31/2020 0.375% 12/31/2025	91282CBC4	10,390,000.00	CITIGRP		93.50	9,714,650.00	(523,152.73)	(624,055.96)	1.50	4.92
US TREASURY NOTES DTD 01/31/2019 2.625% 01/31/2026	9128286A3	1,375,000.00	BNP_PAR		96.56	1,327,734.38	(197,065.42)	(94,843.29)	1.55	4.90
US TREASURY NOTES DTD 01/31/2021 0.375% 01/31/2026	91282CBH3	1,400,000.00	JPM_CHA		93.17	1,304,406.32	34,125.07	(40,730.89)	1.58	4.90
US TREASURY NOTES DTD 01/31/2019 2.625% 01/31/2026	9128286A3	2,000,000.00	MORGAN_S		96.56	1,931,250.00	(207,500.00)	(102,863.06)	1.55	4.90
US TREASURY NOTES DTD 01/31/2021 0.375% 01/31/2026	91282CBH3	3,300,000.00	RBS		93.17	3,074,672.04	(157,781.09)	(202,550.07)	1.58	4.90
US TREASURY NOTES DTD 01/31/2021 0.375% 01/31/2026	91282CBH3	3,350,000.00	MERRILL		93.17	3,121,257.98	(159,386.55)	(206,432.68)	1.58	4.90

**Managed Account Fair Market Value & Analytics**

For the Month Ending **June 30, 2024**

**CALIFORNIA JOINT POWERS INSURANCE AUTH**

<b>Security Type/Description</b>	<b>CUSIP</b>	<b>Par</b>	<b>Broker</b>	<b>Next Call Date</b>	<b>Market Price</b>	<b>Market Value</b>	<b>Unreal G/L On Cost</b>	<b>Unreal G/L Amort Cost</b>	<b>Effective Duration</b>	<b>YTM at Mkt</b>
<b>U.S. Treasury Bond / Note</b>										
US TREASURY NOTES DTD 01/31/2021 0.375% 01/31/2026	91282CBH3	5,500,000.00	BNP_PAR		93.17	5,124,453.40	(269,843.48)	(338,876.67)	1.58	4.90
US TREASURY NOTES DTD 02/16/2016 1.625% 02/15/2026	912828P46	1,000,000.00	BARCLAYS		94.97	949,687.50	12,460.94	(35,609.26)	1.61	4.88
US TREASURY NOTES DTD 02/28/2021 0.500% 02/28/2026	91282CBO3	1,665,000.00	JPM_CHA		93.09	1,550,010.94	(96,322.85)	(107,994.99)	1.67	4.86
US TREASURY NOTES DTD 02/28/2021 0.500% 02/28/2026	91282CBQ3	2,000,000.00	NOMURA		93.09	1,861,875.00	(104,843.75)	(126,988.44)	1.67	4.86
US TREASURY NOTES DTD 02/28/2021 0.500% 02/28/2026	91282CBO3	3,000,000.00	WELLS_F		93.09	2,792,812.50	(126,328.13)	(175,398.87)	1.67	4.86
US TREASURY NOTES DTD 03/31/2019 2.250% 03/31/2026	9128286L9	545,000.00	BARCLAY		95.75	521,837.50	(65,250.98)	(35,269.11)	1.72	4.81
US TREASURY NOTES DTD 05/16/2016 1.625% 05/15/2026	912828R36	1,045,000.00	CITIGRP		94.41	986,545.31	(38,616.02)	(53,004.24)	1.86	4.78
US TREASURY NOTES DTD 05/31/2019 2.125% 05/31/2026	9128286X3	1,000,000.00	NOMURA		95.22	952,187.50	(56,757.81)	(50,262.65)	1.89	4.76
US TREASURY NOTES DTD 05/31/2021 0.750% 05/31/2026	91282CCF6	1,455,000.00	MERRILL		92.73	1,349,285.23	(97,416.72)	(102,494.15)	1.91	4.76
US TREASURY NOTES DTD 05/31/2021 0.750% 05/31/2026	91282CCF6	3,340,000.00	CITIGRP		92.73	3,097,328.29	36,270.48	(108,479.98)	1.91	4.76
US TREASURY NOTES DTD 05/31/2021 0.750% 05/31/2026	91282CCF6	4,175,000.00	NOMURA		92.73	3,871,660.37	(290,129.67)	(298,280.03)	1.91	4.76
US TREASURY NOTES DTD 07/31/2021 0.625% 07/31/2026	91282CCP4	1,665,000.00	CITIGRP		91.98	1,531,539.93	(117,980.77)	(126,824.84)	2.07	4.71
US TREASURY NOTES DTD 09/30/2019 1.625% 09/30/2026	912828YG9	3,035,000.00	WELLS_F		93.59	2,840,570.31	(395,379.88)	(273,254.39)	2.22	4.65
US TREASURY NOTES DTD 09/30/2021 0.875% 09/30/2026	91282CCZ2	4,660,000.00	RBC		92.03	4,288,656.25	(2,002.34)	(186,108.99)	2.23	4.64
US TREASURY NOTES DTD 03/31/2020 0.625% 03/31/2027	912828ZE3	865,000.00	BARCLAY		89.94	777,959.38	(67,949.80)	(78,430.87)	2.73	4.56
US TREASURY NOTES DTD 04/30/2020 0.500% 04/30/2027	912828ZN3	3,985,000.00	NOMURA		89.36	3,560,971.29	(622.46)	(171,062.45)	2.82	4.54
US TREASURY NOTES DTD 05/15/2017 2.375% 05/15/2027	912828X88	780,000.00	NOMURA		94.17	734,540.66	6,063.32	(12,272.03)	2.79	4.56

**Managed Account Fair Market Value & Analytics**

For the Month Ending **June 30, 2024**

**CALIFORNIA JOINT POWERS INSURANCE AUTH**

<b>Security Type/Description</b>	<b>CUSIP</b>	<b>Par</b>	<b>Broker</b>	<b>Next Call Date</b>	<b>Market Price</b>	<b>Market Value</b>	<b>Unreal G/L On Cost</b>	<b>Unreal G/L Amort Cost</b>	<b>Effective Duration</b>	<b>YTM at Mkt</b>
<b>U.S. Treasury Bond / Note</b>										
US TREASURY NOTES DTD 08/15/2017 2.250% 08/15/2027	9128282R0	105,000.00	MERRILL		93.44	98,109.38	(11,390.03)	(9,396.40)	3.01	4.52
US TREASURY NOTES DTD 08/15/2017 2.250% 08/15/2027	9128282R0	680,000.00	BNP_PAR		93.44	635,375.00	(12,112.50)	(24,147.51)	3.01	4.52
US TREASURY NOTES DTD 08/15/2017 2.250% 08/15/2027	9128282R0	5,240,000.00	HSBC		93.44	4,896,125.00	(71,845.31)	(171,971.54)	3.01	4.52
US TREASURY NOTES DTD 10/31/2020 0.500% 10/31/2027	91282CAU5	1,435,000.00	CITIGRP		87.78	1,259,660.94	(132,345.11)	(151,865.02)	3.31	4.49
US TREASURY NOTES DTD 12/31/2020 0.625% 12/31/2027	91282CBB6	2,000,000.00	BARCLAY		87.64	1,752,812.40	(242,265.73)	(244,720.87)	3.46	4.48
US TREASURY NOTES DTD 04/30/2023 3.500% 04/30/2028	91282CHA2	4,425,000.00	MERRILL		96.72	4,279,804.69	(128,083.01)	(132,084.63)	3.60	4.44
US TREASURY NOTES DTD 05/15/2018 2.875% 05/15/2028	9128284N7	950,000.00	NOMURA		94.47	897,453.13	(118,156.25)	(81,384.81)	3.68	4.44
US TREASURY NOTES DTD 05/15/2018 2.875% 05/15/2028	9128284N7	1,000,000.00	HSBC		94.47	944,687.50	(120,078.13)	(83,343.91)	3.68	4.44
US TREASURY NOTES DTD 08/15/2018 2.875% 08/15/2028	9128284V9	1,000,000.00	MERRILL		94.20	942,031.20	(169,140.68)	(108,981.86)	3.87	4.43
US TREASURY NOTES DTD 11/15/1998 5.250% 11/15/2028	912810FF0	1,040,000.00	MORGAN_		103.28	1,074,125.00	(44,200.00)	(23,580.56)	3.95	4.42
US TREASURY NOTES DTD 02/15/2019 2.625% 02/15/2029	9128286B1	1,000,000.00	NOMURA		92.70	927,031.20	(167,265.68)	(118,947.37)	4.33	4.38
US TREASURY NOTES DTD 05/15/2019 2.375% 05/15/2029	9128286T2	535,000.00	BARCLAY		91.31	488,521.88	(107,689.64)	(78,897.08)	4.61	4.37
US TREASURY NOTES DTD 05/15/2019 2.375% 05/15/2029	9128286T2	990,000.00	RBC		91.31	903,993.75	(114,120.70)	(99,969.29)	4.61	4.37
US TREASURY NOTES DTD 05/15/2019 2.375% 05/15/2029	9128286T2	1,000,000.00	RBC		91.31	913,125.00	(111,210.94)	(98,795.05)	4.61	4.37
US TREASURY N/B NOTES DTD 05/31/2024 4.500% 05/31/2029	91282CKT7	2,505,000.00	JPM_CHA		100.69	2,522,221.88	(3,522.65)	(3,267.12)	4.46	4.34
US TREASURY NOTES DTD 10/31/2022 4.000% 10/31/2029	91282CFT3	985,000.00	WELLS_F		98.30	968,224.27	(6,771.82)	(9,145.50)	4.82	4.36
US TREASURY NOTES DTD 10/31/2022 4.000% 10/31/2029	91282CFT3	1,090,000.00	BARCLAY		98.30	1,071,435.99	(38,703.46)	(34,138.30)	4.82	4.36



**Managed Account Fair Market Value & Analytics**

For the Month Ending **June 30, 2024**

**CALIFORNIA JOINT POWERS INSURANCE AUTH**

<b>Security Type/Description</b>	<b>CUSIP</b>	<b>Par</b>	<b>Broker</b>	<b>Next Call Date</b>	<b>Market Price</b>	<b>Market Value</b>	<b>Unreal G/L On Cost</b>	<b>Unreal G/L Amort Cost</b>	<b>Effective Duration</b>	<b>YTM at Mkt</b>
<b>U.S. Treasury Bond / Note</b>										
US TREASURY NOTES DTD 12/31/2022 3.875% 12/31/2029	91282CGB1	2,850,000.00	MORGAN_		97.63	2,782,312.50	(80,044.92)	(77,419.39)	4.91	4.37
US TREASURY NOTES DTD 02/28/2023 4.000% 02/28/2030	91282CGQ8	2,510,000.00	CITIGRP		98.20	2,464,898.31	195.97	(5,857.63)	5.06	4.36
US TREASURY NOTES DTD 05/31/2023 3.750% 05/31/2030	91282CHF1	595,000.00	BNP_PAR		96.86	576,313.31	(9,715.21)	(10,941.53)	5.34	4.36
US TREASURY NOTES DTD 11/15/2020 0.875% 11/15/2030	91282CAV3	2,000,000.00	HSBC		80.88	1,617,500.00	(369,218.75)	(373,911.46)	6.19	4.34
US TREASURY N/B NOTES DTD 11/30/2023 4.375% 11/30/2030	91282CJM4	840,000.00	BMO		100.09	840,787.50	(10,565.63)	(9,765.67)	5.65	4.36
US TREASURY NOTES DTD 02/15/2001 5.375% 02/15/2031	912810FP8	980,000.00	HSBC		106.14	1,040,178.08	(59,374.26)	(36,550.99)	5.60	4.30
US TREASURY NOTES DTD 02/15/2001 5.375% 02/15/2031	912810FP8	2,345,000.00	RBS		106.14	2,488,997.54	(28,396.60)	(8,318.57)	5.60	4.30
US TREASURY NOTES DTD 11/15/2021 1.375% 11/15/2031	91282CDJ7	600,000.00	WELLS_F		81.33	487,968.72	(15,843.78)	(31,335.66)	6.98	4.36
US TREASURY NOTES DTD 05/15/2022 2.875% 05/15/2032	91282CEP2	1,900,000.00	MORGAN_		90.09	1,711,781.25	55,441.41	34,310.78	7.03	4.38
US TREASURY NOTES DTD 08/15/2022 2.750% 08/15/2032	91282CFF3	3,065,000.00	NOMURA		88.98	2,727,371.25	(102,126.60)	(138,502.25)	7.20	4.37
US TREASURY NOTES DTD 11/15/2022 4.125% 11/15/2032	91282CFV8	855,000.00	GOLDMAN		98.33	840,705.43	(13,192.42)	(13,261.96)	7.12	4.36
US TREASURY NOTES DTD 11/15/2022 4.125% 11/15/2032	91282CFV8	2,505,000.00	HSBC		98.33	2,463,119.40	(20,940.37)	(22,917.85)	7.12	4.36
US TREASURY NOTES DTD 02/15/2023 3.500% 02/15/2033	91282CGM7	1,835,000.00	HSBC		93.72	1,719,739.06	46,806.83	33,884.95	7.38	4.38
US TREASURY NOTES DTD 05/15/2023 3.375% 05/15/2033	91282CHC8	1,140,000.00	JPM_CHA		92.69	1,056,637.50	(23,022.66)	(28,676.88)	7.66	4.38
US TREASURY NOTES DTD 08/15/2023 3.875% 08/15/2033	91282CHT1	735,000.00	RBC		96.22	707,207.81	(13,379.30)	(14,587.97)	7.63	4.38
US TREASURY N/B NOTES DTD 11/15/2023 4.500% 11/15/2033	91282CJJ1	825,000.00	BMO		100.94	832,734.38	(17,595.70)	(16,415.07)	7.72	4.38
US TREASURY N/B NOTES DTD 11/15/2023 4.500% 11/15/2033	91282CJJ1	1,435,000.00	HSBC		100.94	1,448,453.12	(54,429.11)	(51,647.04)	7.72	4.38

**Managed Account Fair Market Value & Analytics**

For the Month Ending **June 30, 2024**

**CALIFORNIA JOINT POWERS INSURANCE AUTH**

<b>Security Type/Description</b>	<b>Dated Date/Coupon/Maturity</b>	<b>CUSIP</b>	<b>Par</b>	<b>Broker</b>	<b>Next Call Date</b>	<b>Market Price</b>	<b>Market Value</b>	<b>Unreal G/L On Cost</b>	<b>Unreal G/L Amort Cost</b>	<b>Effective Duration</b>	<b>YTM at Mkt</b>
<b>U.S. Treasury Bond / Note</b>											
US TREASURY N/B NOTES		91282CJZ5	1,365,000.00	BARCLAY		97.09	1,325,329.69	53.32	(670.49)	7.94	4.37
DTD 02/15/2024 4.000% 02/15/2034											
<b>Security Type Sub-Total</b>			<b>141,305,000.00</b>				<b>133,016,272.14</b>	<b>(6,212,169.08)</b>	<b>(7,038,289.93)</b>	<b>3.05</b>	<b>4.68</b>
<b>Federal Agency Commercial Mortgage-Backed Security</b>											
FHMS K061 A2		3137BTUM1	2,121,688.50	CITIGRP		96.39	2,045,096.08	(11,284.20)	(32,274.27)	2.13	4.99
DTD 01/30/2017 3.347% 11/01/2026											
FHMS K064 A2		3137BXOY1	3,100,000.00	MORGAN_		95.76	2,968,461.14	44,289.26	979.16	2.40	4.92
DTD 05/15/2017 3.224% 03/01/2027											
FHLMC MULTIFAMILY STRUCTURED P		3137F1G44	1,760,000.00	CITIGRP		95.62	1,682,986.36	23,567.61	(626.67)	2.54	4.95
DTD 07/01/2017 3.243% 04/01/2027											
FHLMC MULTIFAMILY STRUCTURED P		3137F2LJ3	2,735,000.00	CANT_FI		95.17	2,602,944.11	45,291.77	4,909.49	2.65	4.90
DTD 08/01/2017 3.117% 06/01/2027											
FHMS K507 A1		3137HAMR4	2,837,575.92	MERRILL		99.66	2,827,838.18	34,792.34	28,010.32	2.98	4.90
DTD 09/01/2023 4.800% 04/01/2028											
FHMS K506 A1		3137HAMG8	1,488,880.53	WELLS_F		99.29	1,478,380.99	11,766.65	8,291.20	3.19	4.85
DTD 09/01/2023 4.650% 05/01/2028											
FHMS KJ46 A1		3137HAD45	2,315,652.52	JPM_CHA		99.60	2,306,397.37	(9,197.26)	(9,208.37)	2.68	4.89
DTD 07/01/2023 4.777% 06/01/2028											
FHMS K505 A2		3137HACX2	3,000,000.00	JPM_CHA		99.70	2,991,067.23	(38,896.77)	(33,048.90)	3.45	4.90
DTD 07/01/2023 4.819% 06/01/2028											
FNA 2023-M6 A2		3136BODE6	2,900,000.00	JPM_CHA		97.26	2,820,448.48	(30,387.46)	(39,580.07)	3.60	4.95
DTD 07/01/2023 4.190% 07/01/2028											
FHMS KJ47 A1		3137HAMN3	1,680,253.58	JPM_CHA		101.16	1,699,667.77	19,422.59	19,421.41	2.93	4.96
DTD 09/01/2023 5.272% 08/01/2028											
FHMS K506 A2		3137HAMH6	3,000,000.00	WELLS_F		99.11	2,973,417.24	17,796.24	11,263.82	3.59	4.89
DTD 09/01/2023 4.650% 08/01/2028											
FHMS K508 A2		3137HAO74	3,150,000.00	BMO		99.41	3,131,410.91	50,509.31	41,430.29	3.61	4.90
DTD 10/01/2023 4.740% 08/01/2028											
FHMS K509 A2		3137HAST4	2,365,000.00	MORGAN_		99.81	2,360,392.41	70,795.70	61,534.35	3.68	4.90
DTD 10/01/2023 4.850% 09/01/2028											
FHMS K507 A2		3137HAMS2	3,000,000.00	MERRILL		99.64	2,989,191.33	25,050.33	20,094.29	3.64	4.90
DTD 09/01/2023 4.800% 09/01/2028											

**Managed Account Fair Market Value & Analytics**

For the Month Ending **June 30, 2024**

**CALIFORNIA JOINT POWERS INSURANCE AUTH**

<b>Security Type/Description</b>				<b>Next Call</b>	<b>Market</b>	<b>Market</b>	<b>Unreal G/L</b>	<b>Unreal G/L</b>	<b>Effective</b>	<b>YTM</b>
<b>Dated Date/Coupon/Maturity</b>	<b>CUSIP</b>	<b>Par</b>	<b>Broker</b>	<b>Date</b>	<b>Price</b>	<b>Value</b>	<b>On Cost</b>	<b>Amort Cost</b>	<b>Duration</b>	<b>at Mkt</b>
<b>Federal Agency Commercial Mortgage-Backed Security</b>										
FHMS K510 A2	3137HB3D4	1,200,000.00	JPM_CHA		100.60	1,207,183.82	10,653.02	10,262.89	3.70	4.91
DTD 11/01/2023 5.069% 10/01/2028										
FHMS K511 A2	3137HB3G7	1,745,000.00	MERRILL		99.83	1,742,098.00	2,111.38	1,580.87	3.75	4.90
DTD 12/01/2023 4.860% 10/01/2028										
FHMS K512 A2	3137HBCF9	1,580,000.00	JPM_CHA		100.37	1,585,884.30	(8,869.74)	(7,424.15)	3.76	4.90
DTD 12/01/2023 5.000% 11/01/2028										
FHMS K513 A2	3137HBFY5	1,790,000.00	BMO		99.36	1,778,623.19	(29,257.12)	(27,749.77)	3.87	4.88
DTD 01/01/2024 4.724% 12/01/2028										
FHMS K514 A2	3137HBLV4	1,800,000.00	JPM_CHA		98.77	1,777,793.83	(40,204.37)	(38,859.28)	3.84	4.88
DTD 02/01/2024 4.572% 12/01/2028										
FHMS K518 A2	3137HC2L5	2,170,000.00	JPM_CHA		102.06	2,214,675.37	(7,719.28)	(5,150.21)	3.94	4.89
DTD 03/01/2024 5.400% 01/01/2029										
FHMS K517 A2	3137HC2C5	2,685,000.00	MERRILL		101.89	2,735,801.95	(29,710.46)	(25,210.19)	3.95	4.89
DTD 03/01/2024 5.355% 01/01/2029										
FHMS K515 A2	3137HBPD0	3,050,000.00	WELLS_F		101.97	3,110,206.66	(21,960.34)	(16,556.80)	3.86	4.91
DTD 02/01/2024 5.400% 01/01/2029										
FHMS K520 A2	3137HCKV3	1,700,000.00	MERRILL		101.32	1,722,398.98	15,498.68	15,712.91	4.06	4.86
DTD 04/01/2024 5.180% 03/01/2029										
FHMS K522 A2	3137HDJJ0	3,200,000.00	MORGAN_		99.86	3,195,458.08	(4,532.32)	(4,532.41)	4.31	4.84
DTD 06/01/2024 4.803% 05/01/2029										
<b>Security Type Sub-Total</b>		<b>56,374,051.05</b>				<b>55,947,823.78</b>	<b>139,525.56</b>	<b>(16,730.09)</b>	<b>3.43</b>	<b>4.90</b>

<b>Federal Agency Bond / Note</b>										
FEDERAL HOME LOAN BANK NOTES	3130AJHU6	720,000.00	HSBC		96.41	694,134.00	(27,630.00)	(26,160.34)	0.79	5.21
DTD 04/16/2020 0.500% 04/14/2025										
FANNIE MAE NOTES	3135G03U5	1,275,000.00	JEFFERI		96.41	1,229,171.40	(50,023.35)	(46,519.14)	0.81	5.21
DTD 04/24/2020 0.625% 04/22/2025										
FANNIE MAE NOTES	3135G03U5	2,000,000.00	HSBC		96.41	1,928,112.00	(82,128.00)	(73,583.17)	0.81	5.21
DTD 04/24/2020 0.625% 04/22/2025										
FANNIE MAE NOTES	3135G03U5	3,520,000.00	CITIGRP		96.41	3,393,477.12	(119,271.68)	(125,350.13)	0.81	5.21
DTD 04/24/2020 0.625% 04/22/2025										
FANNIE MAE NOTES	3135G04Z3	2,380,000.00	WELLS_F		95.66	2,276,589.00	(102,268.60)	(103,190.68)	0.97	5.18
DTD 06/19/2020 0.500% 06/17/2025										

**Managed Account Fair Market Value & Analytics**

For the Month Ending **June 30, 2024**

**CALIFORNIA JOINT POWERS INSURANCE AUTH**

<b>Security Type/Description</b>	<b>Dated Date/Coupon/Maturity</b>	<b>CUSIP</b>	<b>Par</b>	<b>Broker</b>	<b>Next Call Date</b>	<b>Market Price</b>	<b>Market Value</b>	<b>Unreal G/L On Cost</b>	<b>Unreal G/L Amort Cost</b>	<b>Effective Duration</b>	<b>YTM at Mkt</b>
<b>Federal Agency Bond / Note</b>											
FANNIE MAE NOTES		3135G04Z3	2,500,000.00	HSBC		95.66	2,391,375.00	(119,025.00)	(110,713.33)	0.97	5.18
DTD 06/19/2020 0.500% 06/17/2025											
FANNIE MAE NOTES		3135G04Z3	3,000,000.00	MORGAN_		95.66	2,869,650.00	(136,380.00)	(131,536.40)	0.97	5.18
DTD 06/19/2020 0.500% 06/17/2025											
FANNIE MAE NOTES		3135G04Z3	3,910,000.00	NOMURA		95.66	3,740,110.50	(161,795.80)	(168,332.00)	0.97	5.18
DTD 06/19/2020 0.500% 06/17/2025											
FANNIE MAE NOTES		3135G04Z3	3,990,000.00	NOMURA		95.66	3,816,634.50	(182,702.10)	(175,218.04)	0.97	5.18
DTD 06/19/2020 0.500% 06/17/2025											
FREDDIE MAC NOTES		3137EAEU9	2,420,000.00	WELLS_F		95.11	2,301,727.34	(106,221.06)	(115,728.87)	1.06	5.18
DTD 07/23/2020 0.375% 07/21/2025											
FANNIE MAE NOTES		3135G05X7	1,130,000.00	CITIGRP		94.71	1,070,212.83	(56,272.87)	(58,955.15)	1.15	5.16
DTD 08/27/2020 0.375% 08/25/2025											
FANNIE MAE NOTES		3135G05X7	2,800,000.00	BARCLAY		94.71	2,651,854.80	(135,041.20)	(145,127.83)	1.15	5.16
DTD 08/27/2020 0.375% 08/25/2025											
FANNIE MAE NOTES		3135G05X7	5,185,000.00	NOMURA		94.71	4,910,666.84	(245,297.16)	(267,431.56)	1.15	5.16
DTD 08/27/2020 0.375% 08/25/2025											
FANNIE MAE NOTES (CALLABLE)		3136G4U92	5,000,000.00	CITIGRP	08/26/24	94.92	4,745,945.00	(256,555.00)	(254,055.00)	0.18	5.19
DTD 08/26/2020 0.600% 08/26/2025											
FREDDIE MAC NOTES		3137EAEX3	4,385,000.00	CITIGRP		94.49	4,143,233.03	(228,568.12)	(238,517.91)	1.23	5.05
DTD 09/25/2020 0.375% 09/23/2025											
FEDERAL FARM CREDIT BANK (CALLABLE)		3133EMBH4	1,900,000.00	MORGAN_		94.55	1,796,374.00	(100,301.00)	(102,792.92)	1.25	5.10
DTD 09/29/2020 0.530% 09/29/2025											
FANNIE MAE NOTES		3135G06G3	4,830,000.00	NOMURA		94.22	4,551,033.69	(277,130.91)	(278,465.10)	1.35	4.97
DTD 11/12/2020 0.500% 11/07/2025											
FNMA NOTES		3135G0K36	3,050,000.00	MORGANST		95.38	2,908,977.15	(117,171.85)	(136,697.00)	1.79	4.81
DTD 04/26/2016 2.125% 04/24/2026											
FEDERAL HOME LOAN BANKS NOTES		3130AFFX0	1,000,000.00	MERRILL		95.31	953,069.00	(72,231.00)	(58,355.65)	4.10	4.44
DTD 11/16/2018 3.250% 11/16/2028											
FEDERAL HOME LOAN BANKS NOTES		3130AFFX0	3,000,000.00	JPM_CHAS		95.31	2,859,207.00	(206,193.00)	(169,849.57)	4.10	4.44
DTD 11/16/2018 3.250% 11/16/2028											
FANNIE MAE NOTES		3135G05Q2	2,500,000.00	TD		80.84	2,021,117.50	(450,757.50)	(461,602.28)	5.91	4.50
DTD 08/05/2020 0.875% 08/05/2030											
FANNIE MAE NOTES		3135G05Q2	2,810,000.00	AMHERST		80.84	2,271,736.07	(523,427.13)	(529,217.99)	5.91	4.50
DTD 08/05/2020 0.875% 08/05/2030											

**Managed Account Fair Market Value & Analytics**

For the Month Ending **June 30, 2024**

**CALIFORNIA JOINT POWERS INSURANCE AUTH**

<b>Security Type/Description</b>	<b>Dated Date/Coupon/Maturity</b>	<b>CUSIP</b>	<b>Par</b>	<b>Broker</b>	<b>Next Call Date</b>	<b>Market Price</b>	<b>Market Value</b>	<b>Unreal G/L On Cost</b>	<b>Unreal G/L Amort Cost</b>	<b>Effective Duration</b>	<b>YTM at Mkt</b>
<b>Federal Agency Bond / Note</b>											
FEDERAL HOME LOAN BANK NOTES DTD 08/25/2022 3.375% 09/10/2032		3130AT4C8	1,115,000.00	WELLS_F		91.71	1,022,560.93	38,696.08	16,645.84	7.10	4.60
<b>Security Type Sub-Total</b>			<b>64,420,000.00</b>				<b>60,546,968.70</b>	<b>(3,717,696.25)</b>	<b>(3,760,754.22)</b>	<b>1.66</b>	<b>5.03</b>
<b>Corporate Note</b>											
TOYOTA MOTOR CREDIT CORP CORP NOTES DTD 02/13/2020 1.800% 02/13/2025		89236TGT6	830,000.00	MITSU		97.80	811,762.41	(29,525.59)	(19,723.89)	0.62	5.45
TOYOTA MOTOR CREDIT CORP CORP NOTES DTD 02/13/2020 1.800% 02/13/2025		89236TGT6	1,135,000.00	CITIGRP		97.80	1,110,060.65	(36,028.30)	(26,399.44)	0.62	5.45
NOVARTIS CAPITAL CORP DTD 02/14/2020 1.750% 02/14/2025		66989HAP3	1,125,000.00	US_BANC	01/14/25	97.75	1,099,681.88	(80,240.62)	(32,200.90)	0.54	5.47
MASTERCARD INC CORP NOTES (CALLABLE) DTD 12/03/2019 2.000% 03/03/2025		57636OAN4	2,230,000.00	US_BANC	02/03/25	97.81	2,181,212.06	(141,555.94)	(62,974.45)	0.59	5.34
AMAZON.COM INC CORPORATE NOTES DTD 04/13/2022 3.000% 04/13/2025		023135CE4	3,000,000.00	JPM_CHA		98.13	2,944,014.00	(51,216.00)	(54,741.27)	0.78	5.45
CHEVRON CORP (CALLABLE) NOTES DTD 05/11/2020 1.554% 05/11/2025		166764BW9	2,200,000.00	CITIGRP	04/11/25	96.87	2,131,120.20	(155,911.80)	(83,689.32)	0.78	5.31
GOLDMAN SACHS GROUP INC CORPORATE NOTES DTD 05/22/2015 3.750% 05/22/2025		38148LAE6	2,130,000.00	MORGAN_	02/22/25	98.38	2,095,419.45	(284,173.95)	(74,760.66)	0.64	5.63
UNITEDHEALTH GROUP INC CORP NOTES DTD 07/23/2015 3.750% 07/15/2025		91324PCP5	2,000,000.00	SUSQ		98.48	1,969,512.00	(321,308.00)	(92,971.44)	1.02	5.27
JPMORGAN CHASE & CO CORP NOTES (CALLABLE) DTD 08/10/2021 0.768% 08/09/2025		46647PCM6	755,000.00	JPM_CHA	08/09/24	99.43	750,731.99	(4,268.01)	(4,268.01)	0.12	1.28
JOHNSON & JOHNSON CORPORATE NOTES DTD 08/25/2020 0.550% 09/01/2025		478160CN2	4,000,000.00	JPM_CHA	08/01/25	94.86	3,794,224.00	(226,136.00)	(210,275.20)	1.09	5.14
BRISTOL-MYERS SQUIBB CO CORPORATE NOTES DTD 11/13/2020 0.750% 11/13/2025		110122DN5	1,114,000.00	CITIGRP	10/13/25	94.04	1,047,563.27	(55,341.29)	(62,982.36)	1.29	5.32

**Managed Account Fair Market Value & Analytics**

For the Month Ending **June 30, 2024**

**CALIFORNIA JOINT POWERS INSURANCE AUTH**

<b>Security Type/Description</b>	<b>CUSIP</b>	<b>Par</b>	<b>Broker</b>	<b>Next Call Date</b>	<b>Market Price</b>	<b>Market Value</b>	<b>Unreal G/L On Cost</b>	<b>Unreal G/L Amort Cost</b>	<b>Effective Duration</b>	<b>YTM at Mkt</b>
<b>Corporate Note</b>										
BRISTOL-MYERS SQUIBB CO CORPORATE NOTES DTD 11/13/2020 0.750% 11/13/2025	110122DN5	1,280,000.00	MERRILL	10/13/25	94.04	1,203,663.36	(65,367.04)	(72,912.92)	1.29	5.32
NOVARTIS CAPITAL CORP NOTES (CALLABLE) DTD 11/20/2015 3.000% 11/20/2025	66989HAJ7	3,535,000.00	CITIGRP	08/20/25	97.33	3,440,452.89	33,844.09	(30,978.42)	1.13	5.02
STATE STREET CORP (CALLABLE) CORPORATE N DTD 02/07/2022 1.746% 02/06/2026	857477BR3	500,000.00	GOLDMAN	02/26/25	97.57	487,834.50	(12,165.50)	(12,165.50)	0.66	3.32
JPMORGAN CHASE & CO CORP NOTE (CALLABLE) DTD 03/13/2020 2.005% 03/13/2026	46647PBH8	1,085,000.00	MERRILL	03/13/25	97.42	1,057,027.62	12,172.62	(10,663.69)	0.70	3.58
BANK OF AMERICA CORP NOTES (CALLABLE) DTD 03/22/2022 3.384% 04/02/2026	06051GKM0	2,425,000.00	MERRILL	04/02/25	98.27	2,383,020.83	(41,979.17)	(41,979.17)	0.75	4.42
BANK OF AMERICA NA CORPORATE NOTES DTD 08/18/2023 5.526% 08/18/2026	06428CAA2	2,105,000.00	WELLS_F		100.63	2,118,179.41	13,305.71	13,269.31	2.01	5.21
JP MORGAN CORP NOTES (CALLABLE) DTD 12/08/2023 5.110% 12/08/2026	48125LRU8	3,000,000.00	JPM_CHA	11/08/26	99.90	2,997,144.00	(2,856.00)	(2,856.00)	2.25	5.15
TARGET CORP CORP NOTES (CALLABLE) DTD 01/24/2022 1.950% 01/15/2027	87612EBM7	445,000.00	CITIGRP	12/15/26	93.01	413,881.15	(30,362.35)	(30,732.48)	2.39	4.91
BANK OF NY MELLON CORP (CALLABLE) CORPOR DTD 01/26/2022 2.050% 01/26/2027	06406RBA4	3,360,000.00	JPM_CHA	12/26/26	92.86	3,120,132.96	(250,686.24)	(245,346.03)	2.42	5.04
HOME DEPOT INC CORP NOTES (CALLABLE) DTD 09/14/2017 2.800% 09/14/2027	437076BT8	3,155,000.00	CITIGRP	06/14/27	93.46	2,948,691.40	(28,335.05)	(83,169.01)	2.83	5.03
JOHN DEERE CAPITAL CORP CORPORATE NOTES DTD 07/14/2023 4.950% 07/14/2028	24422EXB0	1,010,000.00	CITIGRP		100.02	1,010,208.06	1,712.96	1,422.19	3.63	4.94
JOHN DEERE CAPITAL CORP CORPORATE NOTES DTD 07/14/2023 4.950% 07/14/2028	24422EXB0	1,205,000.00	SOCGEN		100.02	1,205,248.23	(16,115.67)	(12,975.67)	3.63	4.94

**Managed Account Fair Market Value & Analytics**

For the Month Ending **June 30, 2024**

**CALIFORNIA JOINT POWERS INSURANCE AUTH**

<b>Security Type/Description</b> <b>Dated Date/Coupon/Maturity</b>	<b>CUSIP</b>	<b>Par</b>	<b>Broker</b>	<b>Next Call Date</b>	<b>Market Price</b>	<b>Market Value</b>	<b>Unreal G/L On Cost</b>	<b>Unreal G/L Amort Cost</b>	<b>Effective Duration</b>	<b>YTM at Mkt</b>
<b>Corporate Note</b>										
PACCAR FINANCIAL CORP CORPORATE NOTES DTD 08/10/2023 4.950% 08/10/2028	69371RS64	2,290,000.00	TD		100.18	2,294,048.72	9,178.32	8,290.89	3.71	4.90
CITIBANK NA CORP NOTES (CALLABLE) DTD 09/29/2023 5.803% 09/29/2028	17325FBB3	1,480,000.00	CITIGRP	08/29/28	102.70	1,519,923.00	11,299.80	12,250.46	3.72	5.09
CITIBANK NA CORP NOTES (CALLABLE) DTD 09/29/2023 5.803% 09/29/2028	17325FBB3	3,000,000.00	CITIGRP	08/29/28	102.70	3,080,925.00	80,925.00	80,925.00	3.72	5.09
BLACKROCK FUNDING INC CORPORATE NOTES (C DTD 03/14/2024 4.700% 03/14/2029	09290DAA9	290,000.00	CITIGRP	02/14/29	99.51	288,569.43	(905.67)	(933.46)	4.16	4.82
ADOBE INC CORP NOTES (CALLABLE) DTD 04/04/2024 4.800% 04/04/2029	00724PAF6	1,070,000.00	TD	03/04/29	100.11	1,071,180.21	(232.19)	(171.11)	4.20	4.77
ADOBE INC CORP NOTES (CALLABLE) DTD 04/04/2024 4.800% 04/04/2029	00724PAF6	1,310,000.00	MERRILL	03/04/29	100.11	1,311,444.93	3,396.83	3,313.25	4.20	4.77
MASTERCARD INC CORP NOTES (CALLABLE) DTD 05/31/2019 2.950% 06/01/2029	57636OAM6	2,500,000.00	MORGAN_	03/01/29	91.99	2,299,650.00	2,800.00	2,400.27	4.37	4.80
<b>Security Type Sub-Total</b>		<b>55,564,000.00</b>				<b>54,186,527.61</b>	<b>(1,666,075.05)</b>	<b>(1,147,999.03)</b>	<b>1.98</b>	<b>5.02</b>
<b>Certificate of Deposit</b>										
COOPERAT RABOBANK UA/NY CERT DEPOS DTD 07/20/2023 5.080% 07/17/2026	21684LGS5	3,000,000.00	RABOBAN		99.63	2,988,852.00	(11,148.00)	(11,148.00)	1.93	5.27
<b>Security Type Sub-Total</b>		<b>3,000,000.00</b>				<b>2,988,852.00</b>	<b>(11,148.00)</b>	<b>(11,148.00)</b>	<b>1.93</b>	<b>5.27</b>
<b>Bank Note</b>										
MORGAN STANLEY BANK NA BANK NOTES (CALLA DTD 05/30/2024 5.504% 05/26/2028	61690U8B9	1,020,000.00	MORGAN_	05/26/27	100.71	1,027,201.20	7,201.20	7,201.20	2.72	5.30
MORGAN STANLEY BANK NA BANK NOTES (CALLA DTD 05/30/2024 5.504% 05/26/2028	61690U8B9	1,980,000.00	MORGAN_	05/26/27	100.71	1,993,978.80	9,801.00	9,909.92	2.72	5.30
<b>Security Type Sub-Total</b>		<b>3,000,000.00</b>				<b>3,021,180.00</b>	<b>17,002.20</b>	<b>17,111.12</b>	<b>2.72</b>	<b>5.30</b>

**Managed Account Fair Market Value & Analytics**

For the Month Ending **June 30, 2024**

**CALIFORNIA JOINT POWERS INSURANCE AUTH**

<b>Security Type/Description</b> <b>Dated Date/Coupon/Maturity</b>	<b>CUSIP</b>	<b>Par</b>	<b>Broker</b>	<b>Next Call Date</b>	<b>Market Price</b>	<b>Market Value</b>	<b>Unreal G/L On Cost</b>	<b>Unreal G/L Amort Cost</b>	<b>Effective Duration</b>	<b>YTM at Mkt</b>
<b>Asset-Backed Security</b>										
HART 2021-A A3 DTD 04/28/2021 0.380% 09/15/2025	44933LAC7	20,589.93	BARCLAY		99.75	20,538.07	(49.69)	(51.26)	0.04	0.59
CARMX 2021-1 A3 DTD 01/27/2021 0.340% 12/15/2025	14316NAC3	38,565.91	MITSU		99.38	38,327.64	(230.65)	(236.00)	0.10	0.77
TAOT 2021-C A3 DTD 09/27/2021 0.430% 01/15/2026	89239BAC5	376,318.42	BARCLAY		98.36	370,165.12	(6,123.31)	(6,142.55)	0.27	1.50
CARMX 2021-2 A3 DTD 04/21/2021 0.520% 02/17/2026	14314OAC8	163,154.84	MERRILL		98.91	161,376.21	(1,743.47)	(1,766.74)	0.18	1.20
HART 2021-C A3 DTD 11/17/2021 0.740% 05/15/2026	44935FAD6	221,136.03	SMBC		98.26	217,295.69	(3,790.98)	(3,819.78)	0.32	1.68
DCENT 2021-A1 A1 DTD 09/27/2021 0.580% 09/15/2026	254683CP8	970,000.00	CITIGRP		98.94	959,690.84	(10,101.48)	(10,216.88)	0.21	1.07
CHAIT 2024-A1 A DTD 01/31/2024 4.600% 01/15/2027	161571HV9	2,825,000.00	JPM_CHA		98.87	2,792,971.85	(31,597.90)	(31,655.24)	2.34	5.08
CCCIT 2023-A1 A1 DTD 12/11/2023 5.230% 12/08/2027	17305EGW9	675,000.00	CITIGRP		99.89	674,255.00	(660.36)	(671.10)	1.36	5.27
TAOT 2023-D A3 DTD 11/14/2023 5.540% 08/15/2028	89239FAD4	450,000.00	JPM_CHA		100.81	453,625.34	3,673.85	3,668.12	1.84	5.32
HART 2023-C A3 DTD 11/13/2023 5.540% 10/16/2028	44918CAD4	665,000.00	BNP_PAR		100.64	669,246.69	4,334.14	4,324.18	1.86	5.37
BACCT 2023-A2 A2 DTD 12/14/2023 4.980% 11/15/2028	05522RDH8	1,105,000.00	MERRILL		99.85	1,103,291.56	(1,560.04)	(1,574.81)	2.18	5.02
GMCAR 2024-1 A3 DTD 01/17/2024 4.850% 12/18/2028	36268GAD7	295,000.00	BARCLAY		99.09	292,304.53	(2,636.15)	(2,641.07)	1.97	5.08
<b>Security Type Sub-Total</b>		<b>7,804,765.13</b>				<b>7,753,088.54</b>	<b>(50,486.04)</b>	<b>(50,783.13)</b>	<b>1.67</b>	<b>4.25</b>
<b>Managed Account Sub-Total</b>		<b>331,467,816.18</b>				<b>317,460,712.77</b>	<b>(11,501,046.66)</b>	<b>(12,008,593.28)</b>	<b>2.62</b>	<b>4.85</b>
<b>Securities Sub-Total</b>		<b>\$331,467,816.18</b>				<b>\$317,460,712.77</b>	<b>(\$11,501,046.66)</b>	<b>(\$12,008,593.28)</b>	<b>2.62</b>	<b>4.85%</b>
<b>Accrued Interest</b>						<b>\$1,427,986.40</b>				
<b>Total Investments</b>						<b>\$318,888,699.17</b>				



**Managed Account Security Transactions & Interest**

For the Month Ending **June 30, 2024**

**CALIFORNIA JOINT POWERS INSURANCE AUTH**

Transaction Type		Security Description	CUSIP	Par	Principal Proceeds	Accrued Interest	Total	Realized G/L Cost	Realized G/L Amort Cost	Sale Method
Trade	Settle									
<b>BUY</b>										
06/05/24	06/06/24	US TREASURY N/B NOTES DTD 05/31/2024 4.500% 05/31/2029	91282CKT7	4,350,000.00	(4,386,023.44)	(3,209.02)	(4,389,232.46)			
06/05/24	06/13/24	FHMS K522 A2 DTD 06/01/2024 4.803% 05/01/2029	3137HDJJ0	3,200,000.00	(3,199,990.40)	(5,123.20)	(3,205,113.60)			
06/12/24	06/13/24	US TREASURY NOTES DTD 07/31/2018 2.875% 07/31/2025	912828Y79	1,185,000.00	(1,157,735.74)	(12,541.79)	(1,170,277.53)			
06/26/24	06/27/24	MASTERCARD INC CORP NOTES (CALLABLE) DTD 05/31/2019 2.950% 06/01/2029	57636QAM6	2,500,000.00	(2,296,850.00)	(5,326.39)	(2,302,176.39)			

**Transaction Type Sub-Total** **11,235,000.00** **(11,040,599.58)** **(26,200.40)** **(11,066,799.98)**

<b>INTEREST</b>										
06/01/24	06/25/24	FHMS K512 A2 DTD 12/01/2023 5.000% 11/01/2028	3137HBCF9	1,580,000.00	0.00	6,583.33	6,583.33			
06/01/24	06/25/24	FHLMC MULTIFAMILY STRUCTURED P DTD 07/01/2017 3.243% 04/01/2027	3137F1G44	1,760,000.00	0.00	4,756.40	4,756.40			
06/01/24	06/25/24	FHMS K515 A2 DTD 02/01/2024 5.400% 01/01/2029	3137HBPD0	3,050,000.00	0.00	13,725.00	13,725.00			
06/01/24	06/25/24	FHMS K061 A2 DTD 01/30/2017 3.347% 11/01/2026	3137BTUM1	2,125,742.83	0.00	5,929.05	5,929.05			
06/01/24	06/25/24	FHMS K510 A2 DTD 11/01/2023 5.069% 10/01/2028	3137HB3D4	1,200,000.00	0.00	5,069.00	5,069.00			
06/01/24	06/25/24	FHMS K517 A2 DTD 03/01/2024 5.355% 01/01/2029	3137HC2C5	2,685,000.00	0.00	11,981.81	11,981.81			
06/01/24	06/25/24	FHMS K064 A2 DTD 05/15/2017 3.224% 03/01/2027	3137BXOY1	3,100,000.00	0.00	8,328.67	8,328.67			
06/01/24	06/25/24	FHMS K511 A2 DTD 12/01/2023 4.860% 10/01/2028	3137HB3G7	1,745,000.00	0.00	7,067.25	7,067.25			
06/01/24	06/25/24	FHMS K518 A2 DTD 03/01/2024 5.400% 01/01/2029	3137HC2L5	2,170,000.00	0.00	9,765.00	9,765.00			
06/01/24	06/25/24	FHMS K514 A2 DTD 02/01/2024 4.572% 12/01/2028	3137HBLV4	1,800,000.00	0.00	6,858.00	6,858.00			
06/01/24	06/25/24	FHMS K509 A2 DTD 10/01/2023 4.850% 09/01/2028	3137HAST4	2,365,000.00	0.00	9,558.54	9,558.54			

**Managed Account Security Transactions & Interest**

For the Month Ending **June 30, 2024**

**CALIFORNIA JOINT POWERS INSURANCE AUTH**

Transaction Type		Security Description	CUSIP	Par	Principal Proceeds	Accrued Interest	Total	Realized G/L Cost	Realized G/L Amort Cost	Sale Method
Trade	Settle									
<b>INTEREST</b>										
06/01/24	06/25/24	FNA 2023-M6 A2 DTD 07/01/2023 4.190% 07/01/2028	3136BQDE6	2,900,000.00	0.00	10,125.83	10,125.83			
06/01/24	06/25/24	FHMS K507 A2 DTD 09/01/2023 4.800% 09/01/2028	3137HAMS2	3,000,000.00	0.00	12,000.00	12,000.00			
06/01/24	06/25/24	FHLMC MULTIFAMILY STRUCTURED P DTD 08/01/2017 3.117% 06/01/2027	3137F2LJ3	2,735,000.00	0.00	7,104.16	7,104.16			
06/01/24	06/25/24	FHMS K505 A2 DTD 07/01/2023 4.819% 06/01/2028	3137HACX2	3,000,000.00	0.00	12,047.50	12,047.50			
06/01/24	06/25/24	FHMS K506 A1 DTD 09/01/2023 4.650% 05/01/2028	3137HAMG8	1,490,042.41	0.00	5,773.91	5,773.91			
06/01/24	06/25/24	FHMS K520 A2 DTD 04/01/2024 5.180% 03/01/2029	3137HCKV3	1,700,000.00	0.00	7,338.33	7,338.33			
06/01/24	06/25/24	FHMS K506 A2 DTD 09/01/2023 4.650% 08/01/2028	3137HAMH6	3,000,000.00	0.00	11,625.00	11,625.00			
06/01/24	06/25/24	FHMS KJ47 A1 DTD 09/01/2023 5.272% 08/01/2028	3137HAMN3	1,682,252.42	0.00	7,390.70	7,390.70			
06/01/24	06/25/24	FHMS K507 A1 DTD 09/01/2023 4.800% 04/01/2028	3137HAMR4	2,845,118.40	0.00	11,380.47	11,380.47			
06/01/24	06/25/24	FHMS K513 A2 DTD 01/01/2024 4.724% 12/01/2028	3137HBFY5	1,790,000.00	0.00	7,046.63	7,046.63			
06/01/24	06/25/24	FHMS K508 A2 DTD 10/01/2023 4.740% 08/01/2028	3137HAQ74	3,150,000.00	0.00	12,442.50	12,442.50			
06/01/24	06/25/24	FHMS KJ46 A1 DTD 07/01/2023 4.777% 06/01/2028	3137HAD45	2,316,885.66	0.00	9,223.14	9,223.14			
06/03/24	06/03/24	MONEY MARKET FUND	MONEY0002	0.00	0.00	2,003.43	2,003.43			
06/08/24	06/08/24	JP MORGAN CORP NOTES (CALLABLE) DTD 12/08/2023 5.110% 12/08/2026	48125LRU8	3,000,000.00	0.00	76,650.00	76,650.00			
06/08/24	06/08/24	CCCIT 2023-A1 A1 DTD 12/11/2023 5.230% 12/08/2027	17305EGW9	675,000.00	0.00	17,357.06	17,357.06			
06/15/24	06/15/24	CARMX 2021-1 A3 DTD 01/27/2021 0.340% 12/15/2025	14316NAC3	54,547.88	0.00	15.46	15.46			
06/15/24	06/15/24	HART 2021-A A3 DTD 04/28/2021 0.380% 09/15/2025	44933LAC7	46,777.20	0.00	14.81	14.81			

**Managed Account Security Transactions & Interest**

For the Month Ending **June 30, 2024**

**CALIFORNIA JOINT POWERS INSURANCE AUTH**

Transaction Type		Security Description	CUSIP	Par	Principal Proceeds	Accrued Interest	Total	Realized G/L Cost	Realized G/L Amort Cost	Sale Method
Trade	Settle									
<b>INTEREST</b>										
06/15/24	06/15/24	DCENT 2021-A1 A1 DTD 09/27/2021 0.580% 09/15/2026	254683CP8	970,000.00	0.00	468.83	468.83			
06/15/24	06/15/24	BACCT 2023-A2 A2 DTD 12/14/2023 4.980% 11/15/2028	05522RDH8	1,105,000.00	0.00	4,585.75	4,585.75			
06/15/24	06/15/24	TAOT 2023-D A3 DTD 11/14/2023 5.540% 08/15/2028	89239FAD4	450,000.00	0.00	2,077.50	2,077.50			
06/15/24	06/15/24	TAOT 2021-C A3 DTD 09/27/2021 0.430% 01/15/2026	89239BAC5	430,652.03	0.00	154.32	154.32			
06/15/24	06/15/24	CARMX 2021-2 A3 DTD 04/21/2021 0.520% 02/17/2026	14314OAC8	198,249.03	0.00	85.91	85.91			
06/15/24	06/15/24	HART 2023-C A3 DTD 11/13/2023 5.540% 10/16/2028	44918CAD4	665,000.00	0.00	3,070.08	3,070.08			
06/15/24	06/15/24	HART 2021-C A3 DTD 11/17/2021 0.740% 05/15/2026	44935FAD6	250,257.46	0.00	154.33	154.33			
06/15/24	06/15/24	CHAIT 2024-A1 A DTD 01/31/2024 4.600% 01/15/2027	161571HV9	2,825,000.00	0.00	10,829.17	10,829.17			
06/16/24	06/16/24	GMCAR 2024-1 A3 DTD 01/17/2024 4.850% 12/18/2028	36268GAD7	295,000.00	0.00	1,192.29	1,192.29			
06/17/24	06/17/24	FANNIE MAE NOTES DTD 06/19/2020 0.500% 06/17/2025	3135G04Z3	15,780,000.00	0.00	39,450.00	39,450.00			
06/21/24	06/21/24	HAROT 2021-1 A3 DTD 02/24/2021 0.270% 04/21/2025	43813GAC5	1,700.79	0.00	0.38	0.38			
06/30/24	06/30/24	US TREASURY NOTES DTD 12/31/2020 0.625% 12/31/2027	91282CBB6	2,000,000.00	0.00	6,250.00	6,250.00			
06/30/24	06/30/24	US TREASURY NOTES DTD 12/31/2020 0.375% 12/31/2025	91282CBC4	14,565,000.00	0.00	27,309.38	27,309.38			
06/30/24	06/30/24	US TREASURY NOTES DTD 12/31/2022 3.875% 12/31/2029	91282CGB1	2,850,000.00	0.00	55,218.75	55,218.75			
06/30/24	06/30/24	US TREASURY NOTES DTD 07/02/2018 2.750% 06/30/2025	912828XZ8	1,000,000.00	0.00	13,750.00	13,750.00			
<b>Transaction Type Sub-Total</b>				<b>100,352,226.11</b>	<b>0.00</b>	<b>463,757.67</b>	<b>463,757.67</b>			

**PAYDOWNS**

**Managed Account Security Transactions & Interest**

For the Month Ending **June 30, 2024**

**CALIFORNIA JOINT POWERS INSURANCE AUTH**

Transaction Type	Trade	Settle	Security Description	CUSIP	Par	Principal Proceeds	Accrued Interest	Total	Realized G/L Cost	Realized G/L Amort Cost	Sale Method
<b>PAYDOWNS</b>											
	06/01/24	06/25/24	FHMS K507 A1 DTD 09/01/2023 4.800% 04/01/2028	3137HAMR4	7,542.48	7,542.48	0.00	7,542.48	118.36	0.00	
	06/01/24	06/25/24	FHMS K506 A1 DTD 09/01/2023 4.650% 05/01/2028	3137HAMG8	1,161.88	1,161.88	0.00	1,161.88	17.38	0.00	
	06/01/24	06/25/24	FHMS KJ47 A1 DTD 09/01/2023 5.272% 08/01/2028	3137HAMN3	1,998.84	1,998.84	0.00	1,998.84	0.01	0.00	
	06/01/24	06/25/24	FHMS KJ46 A1 DTD 07/01/2023 4.777% 06/01/2028	3137HAD45	1,233.14	1,233.14	0.00	1,233.14	0.03	0.00	
	06/01/24	06/25/24	FHMS K061 A2 DTD 01/30/2017 3.347% 11/01/2026	3137BTUM1	4,054.33	4,054.33	0.00	4,054.33	124.80	0.00	
	06/15/24	06/15/24	HART 2021-C A3 DTD 11/17/2021 0.740% 05/15/2026	44935FAD6	29,121.43	29,121.43	0.00	29,121.43	6.50	0.00	
	06/15/24	06/15/24	HART 2021-A A3 DTD 04/28/2021 0.380% 09/15/2025	44933LAC7	26,187.27	26,187.27	0.00	26,187.27	2.75	0.00	
	06/15/24	06/15/24	TAOT 2021-C A3 DTD 09/27/2021 0.430% 01/15/2026	89239BAC5	54,333.61	54,333.61	0.00	54,333.61	4.33	0.00	
	06/15/24	06/15/24	CARMX 2021-1 A3 DTD 01/27/2021 0.340% 12/15/2025	14316NAC3	15,981.97	15,981.97	0.00	15,981.97	3.16	0.00	
	06/15/24	06/15/24	CARMX 2021-2 A3 DTD 04/21/2021 0.520% 02/17/2026	14314OAC8	35,094.19	35,094.19	0.00	35,094.19	7.56	0.00	
	06/21/24	06/21/24	HAROT 2021-1 A3 DTD 02/24/2021 0.270% 04/21/2025	43813GAC5	1,700.79	1,700.79	0.00	1,700.79	0.03	0.00	
<b>Transaction Type Sub-Total</b>					<b>178,409.93</b>	<b>178,409.93</b>	<b>0.00</b>	<b>178,409.93</b>	<b>284.91</b>	<b>0.00</b>	

<b>SELL</b>											
	06/05/24	06/05/24	LOS ANGELES CCD, CA TXBL GO BONDS DTD 11/10/2020 0.773% 08/01/2025	54438CYK2	1,170,000.00	1,121,796.00	3,115.18	1,124,911.18	(48,204.00)	(48,204.00)	FIFO
	06/05/24	06/06/24	US TREASURY NOTES DTD 03/31/2020 0.500% 03/31/2025	912828ZF0	810,000.00	780,226.17	741.39	780,967.56	(27,812.11)	(29,319.25)	FIFO
	06/05/24	06/06/24	FEDERAL HOME LOAN BANK NOTES DTD 04/16/2020 0.500% 04/14/2025	3130AJHU6	1,130,000.00	1,086,122.10	816.11	1,086,938.21	(46,646.40)	(44,380.09)	FIFO
	06/05/24	06/06/24	FEDERAL HOME LOAN BANK NOTES DTD 04/16/2020 0.500% 04/14/2025	3130AJHU6	2,635,000.00	2,532,682.95	1,903.06	2,534,586.01	(89,247.45)	(100,081.46)	FIFO

**Managed Account Security Transactions & Interest**

For the Month Ending **June 30, 2024**

**CALIFORNIA JOINT POWERS INSURANCE AUTH**

Transaction Type		Security Description	CUSIP	Par	Principal Proceeds	Accrued Interest	Total	Realized G/L Cost	Realized G/L Amort Cost	Sale Method
Trade	Settle									
<b>SELL</b>										
06/12/24	06/13/24	MICROSOFT CORP (CALLABLE) NOTES DTD 02/12/2015 2.700% 02/12/2025	594918BB9	1,375,000.00	1,350,676.25	12,478.13	1,363,154.38	(117,837.50)	(34,963.04)	FIFO
06/12/24	06/13/24	MD ST TXBL GO BONDS DTD 08/05/2020 0.510% 08/01/2024	574193TO1	680,000.00	675,362.40	1,271.60	676,634.00	(4,447.20)	(4,631.20)	FIFO
06/12/24	06/13/24	FEDERAL HOME LOAN BANK NOTES DTD 04/16/2020 0.500% 04/14/2025	3130AJHU6	1,150,000.00	1,106,599.00	942.36	1,107,541.36	(46,218.50)	(43,900.61)	FIFO
06/26/24	06/27/24	US TREASURY N/B NOTES DTD 05/31/2024 4.500% 05/31/2029	91282CKT7	1,845,000.00	1,858,909.57	6,124.80	1,865,034.37	(1,369.34)	(1,211.28)	FIFO
<b>Transaction Type Sub-Total</b>				<b>10,795,000.00</b>	<b>10,512,374.44</b>	<b>27,392.63</b>	<b>10,539,767.07</b>	<b>(381,782.50)</b>	<b>(306,690.93)</b>	
<b>Managed Account Sub-Total</b>					<b>(349,815.21)</b>	<b>464,949.90</b>	<b>115,134.69</b>	<b>(381,497.59)</b>	<b>(306,690.93)</b>	
<b>Total Security Transactions</b>					<b>(349,815.21)</b>	<b>\$464,949.90</b>	<b>\$115,134.69</b>	<b>(\$381,497.59)</b>	<b>(\$306,690.93)</b>	

**CALIFORNIA  
JOINT POWERS INSURANCE AUTHORITY**

8081 Moody Street, La Palma, California 90623-2045  
(800) 229-2343    FAX (562) 860-4992

RESOLUTION NO. 2024-07 WR

A RESOLUTION OF THE EXECUTIVE COMMITTEE OF  
THE BOARD OF DIRECTORS OF THE  
CALIFORNIA JOINT POWERS INSURANCE AUTHORITY  
ALLOWING CERTAIN CLAIMS AND DEMANDS  
IN THE TOTAL AMOUNT OF \$9,121,289.43

The Executive Committee of the CALIFORNIA JOINT POWERS INSURANCE AUTHORITY does find and resolve as follows:

**SECTION 1:** The Treasurer or his designated representative, hereby certifies, and the Chief Executive Officer hereby approves the accuracy of the demands set out in Exhibit A, which is attached hereto and incorporated herein by this reference, and to the availability of funds for payment thereof.

---

Jose Gomez, Treasurer

---

Alexander Smith, Chief Executive Officer

**SECTION 2:** The list of claims and demands on Exhibit A have been audited as required by law and that the same are hereby allowed in the amount as hereafter set forth.

ADOPTED AND APPROVED the 24th day of July 2024.

---

Margaret Finlay, President

I, Tom Chavez, do hereby certify that I am the duly appointed Secretary of the CALIFORNIA JOINT POWERS INSURANCE AUTHORITY, and the foregoing is a true and correct copy of Resolution No. 2024-07 WR adopted by the Executive Committee of said Authority at a regular meeting thereof on the 24th day of July and entered into the minutes of said meeting.

DATED:                      July 24, 2024

---

Tom Chavez, Secretary

**CALIFORNIA JOINT POWERS INSURANCE AUTHORITY**  
**WARRANT REGISTER**  
**From: 6/1/2024 To: 6/30/2024**

CHECK NUMBER	PAYEE	AMOUNT	DESCRIPTION
<b>DISBURSEMENT</b>			
24228	City of Alhambra	\$865.00	Refreshments for training workshops, 4/29/24, 5/6/24, and 5/29/24
24229	City of Aliso Viejo	\$875.00	Refreshments for training workshops, 5/1/24, 5/2/24, and 5/15/24
24230	Town of Apple Valley	\$1,575.00	Refreshments for training workshops, 5/1/24, 5/2/24, and 5/15/24
24231	City of Artesia	\$525.00	Refreshments for training workshops, 5/7/24, 5/8/24, and 5/23/24
24232	City of Atascadero	\$185.00	Refreshments for training workshop, 5/16/24
24233	City of Azusa	\$360.00	Refreshments for training workshop, 5/1/24
24234	City of Bell Gardens	\$975.00	Refreshments for training workshops, 4/2/24, 5/2/24, 5/14/24, 5/16/24, and 5/30/24
24235	Big Bear City Community Services District	\$1,050.00	Refreshments for training workshops, 4/24/24, 5/2/24, 5/7/24, 5/8/24, and 5/9/24
24236	City of Brawley	\$2,865.00	Refreshments for training workshops, 3/26/24, 5/6/24, 5/21/24, 5/22/24, and 5/23/24
24237	City of Calabasas	\$500.00	Refreshments for training workshops, 4/3/24 and 5/22/24
24238	City of Camarillo	\$1,320.00	Refreshments for training workshops, 5/6/24 and 5/7/24
24239	City of Chino Hills	\$1,770.00	Refreshments for training workshops, 5/6/24 and 5/7/24
24240	Civica Law Group, APC	\$1,654.46	Roundtable workshop, 7/31/23, California JPIA campus
24241	City of Claremont	\$470.00	Refreshments for training workshop, 5/2/24
24242	City of Commerce	\$270.00	Refreshments for training workshop, 4/4/24
24243	CPS HR Consulting	\$12,500.00	Self produced content
24244	City of Dana Point	\$610.00	Refreshments for training workshops, 5/7/24 and 5/18/24
24245	Desert Recreation District	\$210.00	Refreshments for training workshop, 5/10/24
24246	City of Diamond Bar	\$2,125.00	Refreshments for training workshops, 5/15/24, 5/18/24, and 5/29/24
24247	Void	\$0.00	Voided check
24248	City of Fountain Valley	\$765.00	Refreshments for training workshops, 5/1/24, 5/2/24, 5/13/24, 5/15/24, and 5/23/24
24249	City of Goleta	\$810.00	Supervisors Essential Skills workshop, 5/23/24
24250	Hermosa Beach	\$265.00	Refreshments for training workshops, 4/30/24, 5/14/24, and 5/21/24
24251	City of La Mirada	\$1,300.00	Refreshments for training workshops, 4/4/24, 4/18/24, and 5/11/24
24252	City of La Puente	\$1,670.00	Refreshments for training workshops, 5/14/24; Supervisors Essential Skills workshop, 5/16/24
24253	City of La Quinta	\$1,400.00	Refreshments for training workshops, 4/4/24, and 5/22/24; Supervisors Essential Skills workshop, 5/9/24
24254	City of La Verne	\$125.00	Refreshments for training workshops, 5/1/24, and 5/2/24
24255	City of Laguna Hills	\$420.00	Refreshments for training workshop, 4/30/24
24256	City of Laguna Niguel	\$1,200.00	Refreshments for training workshop, 5/1/24
24257	City of Laguna Woods	\$550.00	Refreshments for training workshop, 5/10/24
24258	City of Lawndale	\$140.00	Refreshments for training workshop, 2/21/24
24259	Lemon Grove	\$70.00	Refreshments for training workshop, 5/15/24
24260	City of Malibu	\$110.00	Refreshments for training workshop, 4/16/24
24261	Monterey Peninsula Regional Park District	\$570.00	Refreshments for training workshop, 5/4/24
24262	City of Morro Bay	\$360.00	Refreshments for training workshop, 5/30/24
24263	NATEC International, Inc.	\$1,145.00	Asbestos Cement Pipe workshop, 5/30/24, Paramount
24264	City of Needles	\$2,880.00	Refreshments for training workshops, 4/30/24, 5/1/24, and 5/2/24
24265	City of Norwalk	\$335.00	Refreshments for training workshop, 5/2/24
24266	City of Paramount	\$455.00	Refreshments for training workshops, 1/30/24 and 5/22/24
24267	City of Paso Robles	\$105.00	Refreshments for training workshop, 5/8/24
24268	City of Pismo Beach	\$550.00	Refreshments for training workshops, 5/8/24 and 5/9/24
24269	City of Port Hueneme	\$650.00	Refreshments for training workshops, 5/9/24 and 5/22/24
24270	City of Poway	\$600.00	Refreshments for training workshop, 5/2/24
24271	City of Rolling Hills Estates	\$585.00	Refreshments for training workshops, 4/30/24, 5/9/24
24272	Rossmoor CSD	\$660.00	Refreshments for training workshops, 5/3/24 and 5/17/24
24273	City of San Clemente	\$2,175.00	Refreshments for training workshops, 5/2/24, 5/7/24, 5/9/24, and 5/14/24
24274	City of San Dimas	\$990.00	Refreshments for training workshops, 5/21/24 and 5/24/24
24275	City of San Gabriel	\$900.00	Refreshments for training workshops, 4/5/24 and 5/24/24
24276	City of San Marcos	\$840.00	Refreshments for training workshop, 5/9/24
24277	City of Santa Clarita	\$435.00	Refreshments for training workshops, 5/15/24 and 5/18/24
24278	City of Santa Fe Springs	\$1,140.00	Refreshments for training workshops, 4/11/24, 4/13/24, and 4/27/24
24279	City of Signal Hill	\$670.00	Refreshments for training workshops, 5/29/24, 5/30/24, and 5/31/24
24280	City of Solvang	\$990.00	Refreshments for training workshops, 4/29/24 and 4/30/24
24281	City of South El Monte	\$510.00	Refreshments for training workshop, 5/22/24
24282	Southern California Edison Company	\$2,434.89	Electricity charge, 5/24
24283	Southern California Gas Company	\$150.18	Gas charge, 4/24 and 5/24

**CALIFORNIA JOINT POWERS INSURANCE AUTHORITY**

**WARRANT REGISTER**

From: 6/1/2024 To: 6/30/2024

CHECK NUMBER	PAYEE	AMOUNT	DESCRIPTION
24284	City of Stanton	\$40.00	Refreshments for training workshop, 5/29/24
24285	The Standard Insurance Company	\$6,773.87	AD&D, LIFE, LTD & STD, 6/24
24286	Tripepi, Smith & Associates, Inc.	\$1,955.02	CCCA sponsorship 5/16/24
24287	Vision Service Plan - Ca	\$1,172.22	Vision premium, 6/24
24288	City of West Covina	\$1,770.00	Refreshments for training workshops, 5/6/24, 5/9/24, 5/15/24, and 5/22/24
24289	Wex Bank	\$739.46	Authority vehicle fuel, 5/24
24290	ACS Billing Service	\$888.54	Water service, 1/16/24 - 3/14/24
24291	City of Cerritos	\$360.00	Refreshments for training workshop, 5/2/24
24292	Department of Industrial Relations	\$450.00	Elevator permit
24293	Gibbons & Conley	\$4,174.31	Legal service, 5/24
24294	City of Imperial	\$2,364.78	Cordico mental health and stress management services reimbursement; Refreshments for training workshops, 5/2/24 - 5/23/24
24295	City of Indian Wells	\$810.00	Refreshments for training workshops, 4/22/24 - 4/23/24
24296	City of Indio	\$3,187.29	Cordico mental health and stress management services reimbursement
24297	Juve Creative, Inc.	\$60,078.90	Academies graphic design; LMS development; RMEF 2024 graphic design; Conference campaign; Website updates; Website Newsletter & maintenance
24298	Lexipol LLC	\$5,115.28	Leixpol Fire and Law Enforcement Policy bulletins, Morro Bay
24299	Macias, Gini & O'Connell, LLP	\$5,250.00	LTF financial statement audit, FY 2023
24300	Marlin Leasing Corp	\$2,490.38	Xerox printer lease, 6/24
Multiple	Participating LTF Committee Members	\$3,000.00	LTF Oversight Committee meeting, 6/12/24
24302	AT&T	\$688.00	Internet service, 6/24
24308	Gibbons & Conley	\$67.50	Legal service, 4/24
24315	Protelligent	\$30,688.31	CRM support, Licensing & Renewals, 4/24 and 7/24, and Tech support, 7/24
24316	Tripepi, Smith & Associates, Inc.	\$14,701.03	2024 League of California Cities City Managers room sponsorship; 2024 RMEF marketing; Marketing, 5/24
24317	ACS Billing Service	\$3,105.16	Sanitation service, 5/24; Water service, 1/16/24 - 3/14/24 and 3/14/24 - 5/22/24
Multiple	Retired California JPIA employees	\$10,239.90	Medicare part B premium reimbursement, April - June 2024
24319	City of Calexico	\$92,744.00	2023-24 Excess Pool distribution
24320	Citi Cards	\$14.26	Interest fees
24322	Collabware	\$2,000.00	Collabspace service
24323	Constangy, Brooks, Smith & Prophete LLP	\$29,599.00	Cyber incident coaching
24325	Department of Industrial Relations	\$1,350.00	Elevator compliance
24326	Emergency Management Consulting	\$1,500.00	Public Safety Academy, 3/12/24 - 3/14/24, Paso Robles
24327	Fireline Defense LLC	\$17,444.00	Wildfire risk evaluations, 3/21/24, Santa Paula, 3/22/24, Westlake Village, 3/20/24, Atascadero, 4/4/24, Hidden Hills
24329	Identity Theft Guard Solutions, Inc.	\$2,506.60	Cyber incident communication
24330	City of La Mesa	\$189,727.00	2023-24 Excess Pool distribution
24331	City of La Puente	\$555.00	Refreshments for training workshop, 5/14/24,
24333	City of Palm Desert	\$11,825.00	Property premium TIV correction FY 2023-24
24334	City of Pico Rivera	\$112,074.00	2023-24 Excess Pool distribution
24335	Q Document Solutions Inc	\$257.74	Xerox printer meter
24336	Rodriguez Landscape Maintenance, Inc.	\$1,600.00	Landscape maintenance, 5/24
24337	Secretary of State	\$2.00	FORM SF-404B update
24338	Sedgwick Claims Management Services Inc.	\$26,491.80	Risk Management Evaluations, 2/24 - 4/24, Claremont and San Marino; Risk Tech program, 4/24
24339	Sierra Ergonomics, Inc.	\$1,097.82	Workstation assessment, 4/29/24, Rancho Palos Verde
24341	Tripepi, Smith & Associates, Inc.	\$11,392.50	Monthly retainer, 6/24
24342	United Elevator Company	\$5,000.00	5 year load test
24343	City of Victorville	\$79,234.00	2023-24 Excess Pool distribution
20240628	American Express	\$48,878.91	Business expenses
EFT9854	MissionSquare Retirement - 303081	\$23,339.05	Deferred compensation, 5/18/24 - 5/31/24
EFT9855	U.S. Bank N.A. Minnesota	\$1,753.73	PARS Excess benefit contribution, 5/18/24 - 5/31/24
EFT9856	Health and Human Resource Center, Inc.	\$55.68	Employee assistance premium, 6/24
EFT9857	Athens Administrators	\$324,755.41	WC Claims admin fee, 6/24
EFT9858	Bedford Falls Insurance Services, Inc.	\$79,522.00	LTF excess insurance broker fee 2023
EFT9859	Jeff Bills	\$3,000.00	Monthly retainer, 6/24
EFT9860	CallTower Inc.	\$541.46	Telephone service, 6/24
Multiple	California JPIA Employees	\$2,213.70	Business expense reimbursements
EFT9862	Delta Dental	\$4,635.54	Delta premium, 6/24
EFT9863	Dychelon LLC	\$26,027.31	Security assessment, 5/1/24, Hermosa Beach; Workplace Harassment Prevention workshops, 4/30/24 and 5/2/24, Claremont, 5/9/24, Rolling Hills Estates, 5/14/24, La Puente, 5/17/24, Vista; Team Management workshop, 5/6/24 - 5/8/24, Whittier; De-Escalation Techniques workshop, 5/10/24, Laguna Woods; General Issues workshop, 5/13/24, Signal Hill, 5/15/24, Norwalk



**CALIFORNIA JOINT POWERS INSURANCE AUTHORITY**

**WARRANT REGISTER**

From: 6/1/2024 To: 6/30/2024

CHECK NUMBER	PAYEE	AMOUNT	DESCRIPTION
EFT9864	Ergo Solutions, Inc.	\$2,751.25	Ergonomics workshops, 5/29/24 and 5/30/24, Signal Hill
EFT9865	FORTIS Resource Partners, Inc.	\$3,434.00	Accounting temp support
EFT9866	Scott J. Grossberg, APC	\$2,666.65	Part-Time, Seasonal, and Temporary Employees and Volunteers workshop, 5/29/24, Diamond Bar, speaker fees
EFT9867	Harbinger Horizon	\$20,415.82	Curriculum development; Workplace Violence Awareness virtual workshop, 5/13/24; Strategic Communication - De-escalation workshop, 5/21/24, San Dimas; Workplace Harassment Prevention workshops, 5/22/24, Calabasas, 5/22/24, Fountain Valley
EFT9868	Harmon.ie	\$1,080.00	Harmon.ie email licenses 7/24 - 6/25
EFT9869	Intrinsic Environment, Health & Safety	\$7,719.58	Risk management initiatives, 4/24, Morro Bay and Hermosa Beach
EFT9870	Eduardo A. Montez	\$4,411.84	Pepper Spray Defense workshops, 3/13/24, Norwalk and 5/22/24, Paramount
EFT9871	OC CPR Training	\$51,260.97	CPR/AED/First-Aid Safety workshops, 4/22/24, Fountain Valley, 4/22/24 - 4/23/24, Indian Wells, 4/23/24, Mission Viejo, 4/24/24, West Hollywood, 4/24/24, West Covina, 4/25/24 and 5/2/24, San Clemente, 4/27/24, Santa Fe Springs, 4/29/24, Alhambra, 4/29/24 - 4/30/24, Solvang, 4/30/24, Laguna Hills, 5/1/24, Azusa, 5/1/24, Aliso Viejo, 5/4/24, Monterey Peninsula RPD
EFT9872	Ogletree, Deakins, Nash, Smoak & Stewart, P.C.	\$88.00	Legal service, 4/24
EFT9873	OSTS, Inc	\$49,781.11	Accident Investigation workshop, 4/29/24, South El Monte; Backhoe Safety workshops, 4/17/24, Morro Bay, 4/23/24, Palm Desert, 5/2/24, Needles; Basic Electrical Safety workshop, 4/24/24, Camarillo; Big 4 workshop, 5/1/24, Lemon Grove; Bloodborne Pathogens workshops, 4/15/24 and 4/29/24, Alhambra; Bloodborne Pathogens, Biohazards & Heat Illness workshop, 4/15/24, Brawley; Bucket Truck Safety workshops, 4/4/24 and 4/18/24, La Mirada; Cal OSHA and Conducting Safety workshops, 5/3/24, Rossmoor CSD, 4/30/24 and 5/1/24, Needles; Chainsaw Safety workshops, 5/1/24 and 5/2/24, La Verne; Confined Space Entry workshop, 4/10/24, Poway; Driver Safety workshops, 5/1/24 and 5/2/24, Imperial; Environmental Safety Lead & Asbestos Awareness workshops, 4/10/24, Seaside, 4/30/24, Hermosa Beach; Fall Protection Awareness workshop, 5/7/24, San Clemente; Hazwoper workshops, 4/16/24 - 4/18/24, Brawley; Heat Illness workshop, 5/6/24, Azusa; Lock-Out Tag-Out Authorized workshop, 4/1/24, Camarillo; Lock-Out Tag-Out Authorized and Basic Electrical Safety workshop, 5/1/24, Seal Beach; Respiratory workshop, 4/30/24, Stanton; Traffic Control Technician & Flagger Operations workshops, 5/1/24 and 5/2/24, Fountain Valley
EFT9874	PFM Asset Management LLC	\$16,537.78	Investment management, 4/24
EFT9876	Randy Crump Consulting	\$585.00	AUIR support, 3/24
EFT9877	International Academy of Public Safety	\$14,500.00	Magnus Leadership workshop, 4/17/24 - 4/18/24, La Palma
EFT9878	Safety Time Training	\$5,372.74	Fire Extinguisher Safety workshops, 5/14/24 & 5/15/24, Aliso Viejo
EFT9879	Charles Schwab	\$1,291.34	401A plan contribution, 6/24
EFT9880	Technology Management Concepts	\$12,312.83	1YR Accounting support
EFT9881	Alliant Insurance Services	\$45,177.00	LTF excess insurance broker fee 2023
EFT9882	Arete Advisors LLC	\$27,526.25	Cyber incident forensic invoice
EFT9883	Booz Allen Hamilton Inc.	\$1,650.00	Cyber incident forensic invoice
Multiple	Executive Committee Members	\$2,100.00	Executive Committee Special meeting, 6/5/24
EFT9886	Disability Access Consultants, LLC	\$4,140.00	ADA consulting, Rossmoor CSD, Brawley, La Mirada, Fillmore, South El Monte, Morro Bay, Seal Beach
EFT9890	JW Software	\$19,500.00	FileHandler hosting fee
EFT9893	Randy Crump Consulting	\$65.00	New server support
EFT9898	Technology Management Concepts	\$812.50	Accounting support, 5/24
EFT9902	MissionSquare Retirement - 303081	\$22,753.47	Deferred compensation, 6/1/24 - 6/14/24
EFT9903	U.S. Bank N.A. Minnesota	\$1,809.16	PARS Excess benefit contribution, 6/1/24 - 6/14/24
EFT9904	Citrin Cooperman Advisors LLC	\$47,064.41	CRM development and support
EFT9905	Disability Access Consultants, LLC	\$46,000.00	ADA survey, Apple Valley
EFT9907	FORTIS Resource Partners, Inc.	\$4,318.00	Accounting temp support
EFT9908	Independent Consulting & Risk Management Services, LLC	\$4,000.00	Executive consulting retainer, 5/24
EFT9911	Paylocity	\$154.25	Monthly COBRA and FSA fees
EFT9912	PARS	\$1,000.00	Retirement plan administration fee, 4/24
EFT9913	Public Sector Excellence	\$7,514.90	Management Academy, 3/5/24 - 3/7/24, Paso Robles, speaker
EFT9916	W.T. Durant, Inc.	\$36,891.85	Building design, Big Sur
EFT9917	XPLOR LLC	\$1,648.58	CSMFO marketing supplies, pickleball paddles
EFT9918	Envision NWK TOY Auto, LLC	\$54,998.00	New vehicle purchase
EFT9919	U.S. Bank	\$425,000.00	GASB 75 2023-24 funding
EFT9920	Arete Advisors LLC	\$76,580.18	Incident response support
EFT9921	Arthur J. Gallagher Risk Management Services, LLC	\$53,457.56	2024-25 Errors & Omissions, Directors & Officers premium
EFT9924	Jeff Bills	\$5,737.11	Consulting service, 11/23, Imperial
EFT9925	Booz Allen Hamilton Inc.	\$5,000.00	Incident response support
EFT9926	Burke, Williams & Sorensen	\$5,747.04	ELP Hotline, 4/24; EPL handbook development; Personnel rules development; Legal service, 4/24 and 5/24; Personnel rules development
EFT9927	FORTIS Resource Partners, Inc.	\$1,088.00	Accounting temp support
EFT9931	Intrinsic Environment, Health & Safety	\$2,096.21	Risk management initiatives, 5/24, Malibu
EFT9932	JW Software	\$5,880.00	Filehandler customization
EFT9936	PFM Asset Management LLC	\$17,105.60	Investment management, 5/24
EFT9938	Van Demyden Makus Law Corporation	\$730.50	Legal service, 5/24
EFT9939	City of West Hollywood	\$4,500.00	Refund to West Hollywood ELP account

**CALIFORNIA JOINT POWERS INSURANCE AUTHORITY**  
**WARRANT REGISTER**  
From: 6/1/2024 To: 6/30/2024

CHECK NUMBER	PAYEE	AMOUNT	DESCRIPTION
<b>DISBURSEMENT TOTAL</b>		<b>\$2,447,161.47</b>	
<b>GENERAL</b>			
2655624	CalPERS	\$25,046.46	PERS contribution, 5/18/24 - 5/31/24
2655625	CalPERS	\$8,480.59	PERS contribution, 5/18/24 - 5/31/24
2655764	CalPERS	\$82,281.35	Medical premium, 6/24
2664483	CalPERS	\$25,478.08	PERS contribution, 6/1/24 - 6/14/24
2664484	CalPERS	\$8,166.29	PERS contribution, 6/1/24 - 6/14/24
<b>GENERAL TOTAL</b>		<b>\$149,452.77</b>	
<b>IMPREST ACCOUNTS DISBURSMENT</b>			
	California JPIA WC ACCT# XXX-XXX5168	\$1,954,077.43	WC claims reimbursement Ck# 137964-140214
	California JPIA CCCSIF Workers Compensation ACCT# XXX-XXX5176	\$25,151.83	CCCSIF WC claims reimbursement Ck# 1902-1935
	California JPIA Liability ACCT# XXX-XXX3224	\$2,917,979.72	Liability claims reimbursement Ck# 5208-5743
	California JPIA Excess Liability ACCT# XXX-XXX9247	\$143,557.55	Excess Liability claims reimbursement Ck# 1104-1132
	California JPIA Payroll ACCT# XXX-XXX2794	\$6,583.81	Flexible spending account reimbursements Jun 1 2024-Jun 30 2024
	California JPIA Payroll ACCT# XXX-XXX2794	\$919.00	Paylocity service fee Jun 1 2024-Jun 30 2024
	California JPIA Payroll ACCT# XXX-XXX2794	\$173,031.67	Payroll account reimbursement for pay period Jun 1 2024-Jun 30 2024
	California JPIA Payroll ACCT# XXX-XXX2794	\$172,807.23	Payroll account reimbursement for pay period Jun 1 2024-Jun 30 2024
	California JPIA Property ACCT# XXX-XXX5066	\$1,170,229.39	Property claims reimbursement Ck# 8511-8531
	Voided - California JPIA Checks	(\$39,662.44)	All Imprest Account
<b>IMPREST ACCOUNTS DISBURSMENT TOTAL</b>		<b>\$6,524,675.19</b>	
<b>GRAND TOTAL</b>		<b>\$9,121,289.43</b>	

In accordance with Article VII, of the Bylaws of the California Joint Powers Insurance Authority, the Chief Executive Officer hereby certifies to the accuracy of the demands and to the availability of funds for payment thereof.

\_\_\_\_\_  
Alexander Smith, Chief Executive Officer