



California JPIA
El Capitan Room
8081 Moody Street
La Palma, California 90623

AGENDA

EXECUTIVE COMMITTEE OF THE BOARD OF DIRECTORS

REGULAR MEETING

September 25, 2024

5:30 P.M.

CALL TO ORDER

President Margaret Finlay

PLEDGE OF ALLEGIANCE

President Margaret Finlay

ROLL CALL

Steve Croft
Marshall Goodman
Sonny Santa Ines
Steve Tye
Chuong Vo
Mark Waronek
Secretary, Tom Chavez
Vice President Mary Ann Reiss
President Margaret Finlay

ORAL COMMUNICATIONS

Any persons present desiring to address the Executive Committee on any proper matter may do so at this time.

CONSENT CALENDAR

All items under Consent Calendar may be enacted by one motion. Any item may be removed from the Consent Calendar and acted upon separately by the Executive Committee.

1. APPROVAL

Minutes of August 28, 2024 Regular Meeting

2. RECEIVE AND FILE

Treasurer's Monthly Compliance Report for August 2024

3. RECEIVE AND FILE

Quarterly Financial Statements as of June 30, 2024

REPORTS AND RECOMMENDATIONS

- | | |
|---------------------------------|---|
| 4. APPROVAL | Biennial Review of the California JPIA Conflict-of-Interest Code |
| 5. RESOLUTION
NO. 2024-09 WR | Warrant Register

A RESOLUTION OF THE EXECUTIVE COMMITTEE OF THE BOARD OF DIRECTORS OF THE CALIFORNIA JOINT POWERS INSURANCE AUTHORITY ALLOWING CERTAIN CLAIMS AND DEMANDS IN THE TOTAL OF \$40,145,146.04. |
| 6. CONSIDERATION | Recommendations from the Personnel Committee |

ADJOURNMENT

To a meeting on October 23, 2024, at 5:30 p.m., in the El Capitan Room of the California JPIA, 8081 Moody Street, La Palma, CA 90623.

In compliance with Americans with Disabilities Act, if you need special assistance to participate in this meeting, please contact the Agency Clerk at (562) 467-8736. Notification 48 hours before meeting will enable the Authority to make reasonable arrangements to ensure accessibility. (28 CFR 35.102.35.104 ADA Title II)

TELECONFERENCE PARTICIPATION

To be a voting participant in action items appearing on the agenda, the participant's teleconference location must appear below, and the participant must have posted the agenda in a location accessible to the general public no less than 72 hours prior to the announced meeting time, in accordance and within the requirements of the Brown Act (Gov. Code, § 54950 et seq.). At the announced time of the meeting, teleconference participants (unless otherwise instructed) should call the California JPIA's teleconference number at **(253) 215-8782**, enter Meeting ID: **814 7757 4645** Password: **594843** and identify themselves for the record.

To access the video conferencing and view the meeting online, go to <https://cjpia.zoom.us/j/81477574645?pwd=p6XVLHIDk3PcbaA2ejAwNI5O0bQUzI.1&from=addon>.

If you have any problems with the meeting link or connecting to the meeting, please call Veronica Ruiz at (562) 455-0321.

**TELECONFERENCE
LOCATIONS**

Steve Croft
5907 Castana Avenue
Lakewood, CA 90712

Dated: September 19, 2024

Posted: September 19, 2024

s/Veronica Ruiz
Veronica Ruiz, CMC
Agency Clerk

AFFIDAVIT OF POSTING

I, Veronica Ruiz, declare as follows: That I am the duly designated Agency Clerk for the California Joint Powers Insurance Authority, and that I caused to be posted the foregoing agenda in accordance with the Brown Act. Dated this 19th day of September, 2024.

By: Veronica Ruiz, CMC, Agency Clerk

CALIFORNIA JPIA

MINUTES

EXECUTIVE COMMITTEE OF THE BOARD OF DIRECTORS

REGULAR MEETING

August 28, 2024

5:30 P.M.

CALL TO ORDER

President Finlay called the regular meeting of the Executive Committee of the California JPIA to order at 5:32 p.m. in the El Capitan Room at the California JPIA, 8081 Moody Street, La Palma, CA 90623.

ROLL CALL

A quorum was established by roll call.

PRESENT:

Steve Croft (*Teleconference*)
Marshall Goodman
Sonny Santa Ines
Steve Tye (*Teleconference*)
Chuong Vo
Mark Waronek
Secretary, Tom Chavez
Vice President, Mary Ann Reiss (*Teleconference*)
President, Margaret Finlay

EX OFFICIO:

Thaddeus McCormack, Managers Committee
Chairman
Jose Gomez, Finance Officers Committee
Chairman
Brad McKinney, Risk Managers Committee
Chairman (*Teleconference*)

ATTENDEES:

Chris Kustra, Carl Warren & Company
Richard Babbe, PFM Asset Management
(*Teleconference*)
Kevin Fritzsche, Athens Administrators
Douglas Gibb, Athens Administrators
Manuel Beruman, Athens Administrators
Jesenia Gutierrez, Athens Administrators
Isabella Pang, Guy Carpenter (*Teleconference*)

Mike Waterman, Guy Carpenter (*Teleconference*)

STAFF:

Alex Smith, Chief Executive Officer
(*Teleconference*)
Maria Galvan, Senior Risk Manager
Jason McBride, Finance Director
Alex Mellor, Risk Services Director
Veronica Ruiz, Agency Clerk
Nikki Salas, Administrative Services Director
Jim Thyden, Insurance Programs Manager
Jennifer Torres, Administrative Assistant
Paul Zeglovitch, Claims and Insurance Director

**ORAL
COMMUNICATIONS**

There were no requests to address the Executive Committee.

CONSENT CALENDAR

President Finlay presented the items appearing on the Consent Calendar.

Director Goodman moved that the Consent Calendar Items be approved, received, and filed in one action. The motion was seconded by Director Vo. The motion carried unanimously by roll call vote.

The Consent Calendar included:

- Executive Committee July 24, 2024 Regular Meeting
- Treasurer’s Monthly Compliance Report for July 2024
- Local Agency Investment Fund Quarterly Report as of June 30, 2024
- Los Angeles County Pooled Investment Fund Report as of June 30, 2024
- Election Results from July 24, 2024 Annual Board of Directors Meeting
- Assignment of AGRiP Designated Representative

APPROVAL

Investment Performance
Review for the Quarter Ended
June 30, 2024

President Finlay presented the Investment Performance Review for the Quarter Ended June 30, 2024 item.

Jason McBride, Finance Director, introduced Richard Babbe of PFM Asset Management. Babbe presented a market update and review of the Authority’s investment portfolio for the quarter ended June 30, 2024.

Director Chavez moved to receive and file the Investment Performance Review for the Quarter Ended June 30, 2024. The motion was seconded by Director Vo. The motion carried unanimously by roll call vote.

RECEIVE AND FILE
Guy Carpenter Stewardship
Report

President Finlay presented the Guy Carpenter Stewardship Report item.

Alex Smith, Chief Executive Officer, introduced Mike Waterman and Isabella Pang, of Guy Carpenter. Waterman and Pang presented an overview of the annual stewardship report for the Liability, Workers' Compensation, and Cyber Liability Programs.

Director Chavez moved to receive and file the Guy Carpenter Stewardship Report. The motion was seconded by Director Waronek. The motion carried unanimously by roll call vote.

RECEIVE AND FILE
Athens Stewardship Report

President Finlay presented the Athens Stewardship Report item.

Alex Smith, Chief Executive Officer, introduced Kevin Fritzsche of Athens Administrators. Fritzsche presented an overview of the annual stewardship report which highlights noteworthy statistics and activity for the 2023/24 fiscal year.

Director Chavez moved to receive and file the Athens Stewardship Report. The motion was seconded by Director Santa Ines. The motion carried unanimously by roll call vote.

RESOLUTION
NO. 2024-08 WR
Warrant Register

President Finlay read, by title only, Resolution No. 2024-08 WR,

A RESOLUTION OF THE EXECUTIVE COMMITTEE OF THE BOARD OF DIRECTORS OF THE CALIFORNIA JOINT POWERS INSURANCE AUTHORITY ALLOWING CERTAIN CLAIMS AND DEMANDS IN THE TOTAL OF \$12,479,413.09.

Director Chavez moved to waive further reading and adopt Resolution 2024-08 WR. The motion was seconded by Director Santa Ines. The motion carried unanimously by roll call vote.

RECESS

At 6:33 p.m., President Finlay recessed the Executive Committee meeting.

RECONVENE

At 8:00 p.m., President Finlay reconvened the Executive Committee.

ADJOURNMENT

President Finlay adjourned the meeting at 8:02 p.m. to the next regular meeting on September 25, 2024, at 5:30 p.m., in the El Capitan Room of the California JPIA, 8081 Moody Street, La Palma, CA 90623.

Tom Chavez, Secretary

CALIFORNIA JPIA

AGENDA REPORT

To: EXECUTIVE COMMITTEE
From: Alexander Smith, Chief Executive Officer
By: Jason McBride, Finance Director
Date: September 25, 2024
Subject: Treasurer's Monthly Compliance Report

Attached is the Treasurer's Monthly Compliance Report for August 2024.

Directly held investments, as of August 31, 2024, totaled \$326.2 million. Cash held in LAIF was \$8.7 million and the money market account balance was \$939,481. Cash held in the Los Angeles County Pooled Investment Fund was \$107,883. Cash held in CAMP was \$76 million. Altogether, cash and investments totaled \$411.9 million at the end of the month.

The annualized yield to maturity at cost earned by direct investments was 2.70%. Accrual basis earnings were \$468,349. The quarter-to-date yield reported by LAIF was 4.55%, and the money market account yield was 5.17%. The Los Angeles County Pooled Investment Fund yielded 4.11% and CAMP yielded 5.40%.

Recommended Action

Receive and file.

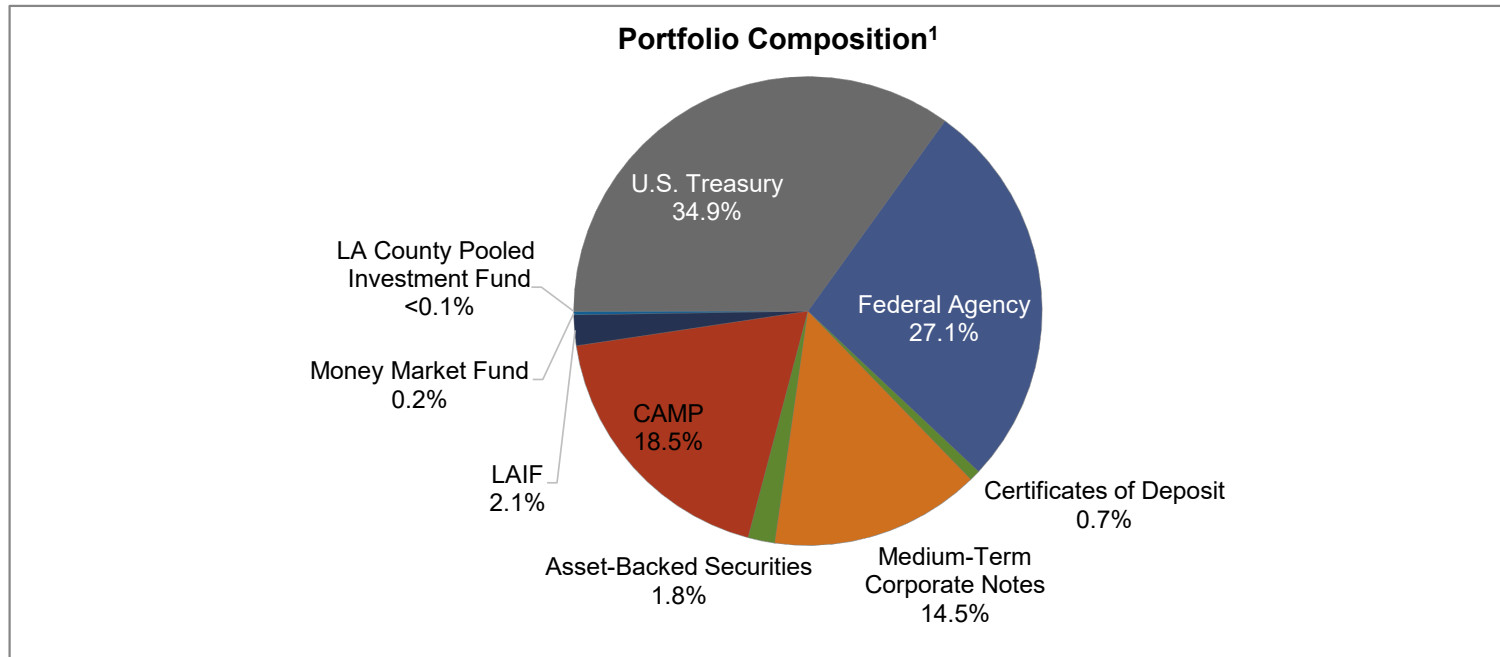
<u>Security Type</u>	<u>Par Value</u>	<u>Original Cost</u>	<u>Amortized Cost</u>	<u>Market Value</u>	<u>Longest Maturity</u>	<u>Maximum Allowable Maturity</u>	<u>YTM at Cost</u>
U.S. Treasury	\$148,790,000.00	\$146,334,287.91	\$147,250,419.95	\$143,458,861.59	9.71 Years	10 Years	2.24%
Federal Agency	\$112,788,081.96	\$112,081,259.96	\$112,308,057.82	\$111,052,882.06	8.03 Years	10 Years	2.53%
Certificates of Deposit	\$3,000,000.00	\$3,000,000.00	\$3,000,000.00	\$3,071,499.00	1.88 Years	5 Years	5.08%
Medium-Term Corporate Notes	\$60,064,000.00	\$59,787,911.81	\$59,489,039.67	\$59,593,018.20	4.96 Years	5 Years	3.82%
Asset-Backed Securities	\$7,529,035.49	\$7,527,888.17	\$7,528,181.10	\$7,587,578.94	4.38 Years	5 Years	4.07%
Total Securities	\$332,171,117.45	\$328,731,347.85	\$329,575,698.54	\$324,763,839.79			2.70%
Accrued Interest			\$1,392,987.90	\$1,392,987.90			
Total Portfolio	\$332,171,117.45	\$328,731,347.85	\$330,968,686.44	\$326,156,827.69			
CAMP-Pool	\$68,011,314.73	\$68,011,314.73	\$68,011,314.73	\$68,011,314.73	1 Day		5.44%
CAMP-Term	\$8,000,000.00	\$8,000,000.00	\$8,000,000.00	\$8,000,000.00	117 Day		5.35%
LAIF	\$8,663,298.43	\$8,663,298.43	\$8,663,298.43	\$8,663,298.43	1 Day		4.55%
Money Market Fund	\$939,480.50	\$939,480.50	\$939,480.50	\$939,480.50	1 Day		5.17%
LA County Pooled Investment Fund	\$107,882.56	\$107,882.56	\$107,882.56	\$107,882.56	1 Day		4.11%
Total Liquidity	\$85,721,976.22	\$85,721,976.22	\$85,721,976.22	\$85,721,976.22			5.34%
Total Investments	\$417,893,093.67	\$414,453,324.07	\$416,690,662.66	\$411,878,803.91			3.25%

- I hereby certify that all investments are in compliance with the investment policy adopted by the Executive Committee as of May 2024.
- The California JPIA investment portfolio is managed by PFM Asset Management LLC.
- PFMAM's market prices are derived from closing bidprices as of the last business day of the month as supplied by Refinitiv or Bloomberg Finance LLC. Where prices are not available from generally recognized sources the securities are priced using a yield-based matrix system to arrive at an estimated market value. Prices that fall between data points are interpolated.
- In accordance with Generally Accepted Accounting Principles (GAAP), month-end holdings and information are reported on a trade date basis. Securities listed in bold type on the Security Transactions & Interest page have been traded, but have not yet settled.
- All ratings are as of month end.
- The Authority has the ability to meet its budgeted expenditures for the next six months.
- Excludes \$1,614,663.16 of funds deposited with the Authority by the Central Coast Cities for payments on worker's compensation tail claims.
- The yield for CAMP is the 7-day yield as of August 31, 2024.
- The yield for LAIF is the quarter to date yield as of August 31, 2024.
- The yield for the LA County Pooled Investment Fund is the earnings rate for February. The County reports earnings with a one month lag.
- Compliance with the investment policy is measured at the time of purchase.
- Any information or data displayed herein has been formatted for use as directed by the Authority. This report should not be used for compliance assurance reasons. Any claims of compliance are that of the Authority.

For Institutional Investor or Professional Investor Use Only - This material is not for inspection by, distribution to, or quotation to the general public.

California JPIA Treasurer

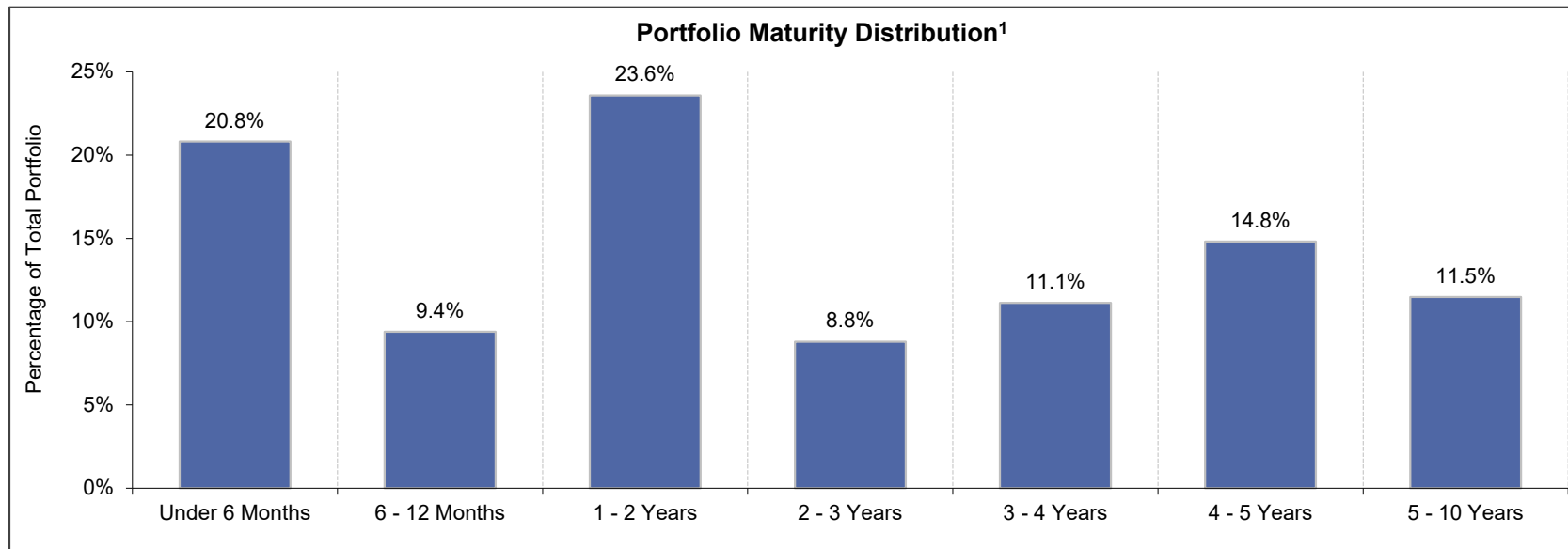
<u>Security Type</u>	<u>Market Value (\$)</u>	<u>% of Portfolio¹</u>	<u>Permitted by Policy (% or \$)</u>	<u>In Compliance</u>
U.S. Treasury	\$143,458,861.59	34.9%	100%	Yes
Federal Agency	\$111,052,882.06	27.1%	100%	Yes
Certificates of Deposit	\$3,071,499.00	0.7%	30%	Yes
Medium-Term Corporate Notes	\$59,593,018.20	14.5%	30%	Yes
Asset-Backed Securities	\$7,587,578.94	1.8%	20%	Yes
CAMP	\$76,011,314.73	18.5%	100%	Yes
LAIF	\$8,663,298.43	2.1%	\$75,000,000	Yes
Money Market Fund	\$939,480.50	0.2%	20%	Yes
LA County Pooled Investment Fund	\$107,882.56	<0.1%	\$30,000,000	Yes
Subtotal Investments	\$410,485,816.01	100.0%		
Accrued Interest	\$1,392,987.90			
Total Investments	\$411,878,803.91			



Percentages may not sum to 100% due to rounding.

Maturity Distribution¹	August 31, 2024
Under 6 Months	\$85,721,976.22
6 - 12 Months	\$38,701,214.33
1 - 2 Years	\$97,119,440.83
2 - 3 Years	\$36,247,150.94
3 - 4 Years	\$45,803,993.81
4 - 5 Years	\$61,015,575.76
5 - 10 Years	\$47,269,452.02
Totals	\$411,878,803.91

Portfolio Duration²	
Effective ³	2.77



- Notes:
- 17.6% of the portfolio is invested in currently callable securities. The callable securities are included in the maturity distribution to their stated maturity date, although they may be called prior to maturity.
 - Duration calculations exclude balances in CAMP, LAIF and the money market fund.
 - Effective duration is the change in price for a 1% change in yield, while also taking into account the likelihood of options such as calls and paydowns for mortgage-backed securities being exercised.
 - Percentages may not add up to 100% due to rounding.

Managed Account Summary Statement

For the Month Ending **August 31, 2024**

CALIFORNIA JOINT POWERS INSURANCE AUTH

Transaction Summary - Managed Account

Opening Market Value	\$321,444,666.70
Maturities/Calls	(2,195,763.54)
Principal Dispositions	(13,097,388.11)
Principal Acquisitions	15,797,497.19
Unsettled Trades	0.00
Change in Current Value	2,814,827.55
Closing Market Value	\$324,763,839.79

Cash Transactions Summary - Managed Account

Maturities/Calls	2,052,899.20
Sale Proceeds	13,180,648.51
Coupon/Interest/Dividend Income	805,219.04
Principal Payments	145,763.54
Security Purchases	(15,807,057.77)
Net Cash Contribution	0.00
Reconciling Transactions	0.00

Earnings Reconciliation (Cash Basis) - Managed Account

Interest/Dividends/Coupons Received	891,378.64
Less Purchased Interest Related to Interest/Coupons	(9,560.58)
Plus Net Realized Gains/Losses	(495,625.56)
Total Cash Basis Earnings	\$386,192.50

Cash Balance

Closing Cash Balance **\$1,011,811.73**

Earnings Reconciliation (Accrual Basis)

	Total
Ending Amortized Value of Securities	329,575,698.54
Ending Accrued Interest	1,392,987.90
Plus Proceeds from Sales	13,180,648.51
Plus Proceeds of Maturities/Calls/Principal Payments	2,198,662.74
Plus Coupons/Dividends Received	805,219.04
Less Cost of New Purchases	(15,807,057.77)
Less Beginning Amortized Value of Securities	(329,308,833.12)
Less Beginning Accrued Interest	(1,568,976.65)
Total Accrual Basis Earnings	\$468,349.19

Portfolio Summary and Statistics

For the Month Ending **August 31, 2024**

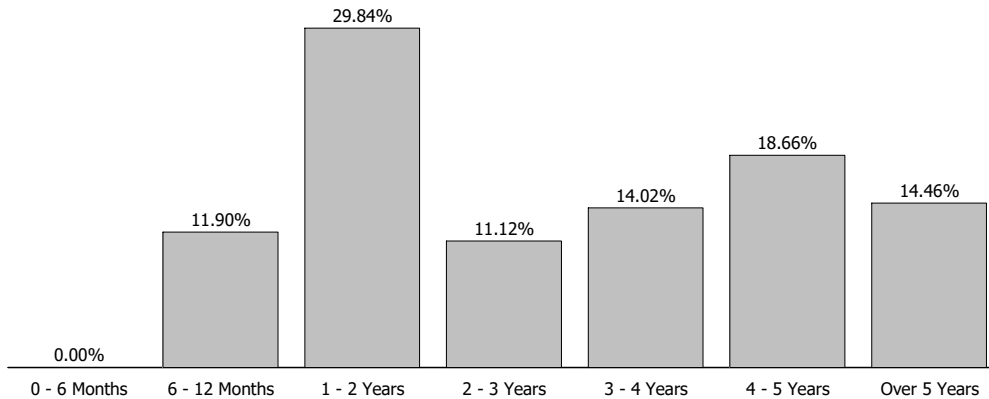
CALIFORNIA JOINT POWERS INSURANCE AUTH

Account Summary

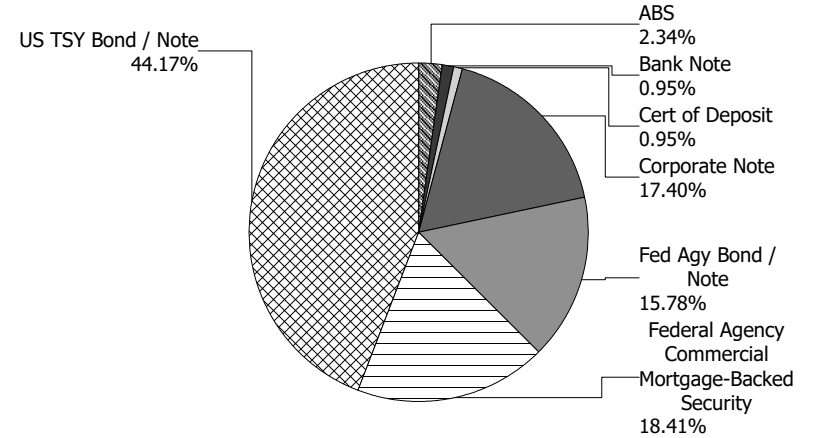
Description	Par Value	Market Value	Percent
U.S. Treasury Bond / Note	148,790,000.00	143,458,861.59	44.17
Federal Agency Commercial Mortgage-Backed Security	58,983,081.96	59,790,943.98	18.41
Federal Agency Bond / Note	53,805,000.00	51,261,938.08	15.78
Corporate Note	57,064,000.00	56,517,967.20	17.40
Certificate of Deposit	3,000,000.00	3,071,499.00	0.95
Bank Note	3,000,000.00	3,075,051.00	0.95
Asset-Backed Security	7,529,035.49	7,587,578.94	2.34
Managed Account Sub-Total	332,171,117.45	324,763,839.79	100.00%
Accrued Interest		1,392,987.90	
Total Portfolio	332,171,117.45	326,156,827.69	

Unsettled Trades **0.00** **0.00**

Maturity Distribution



Sector Allocation



Characteristics

Yield to Maturity at Cost	2.73%
Yield to Maturity at Market	4.20%
Weighted Average Days to Maturity	1158

Managed Account Issuer Summary

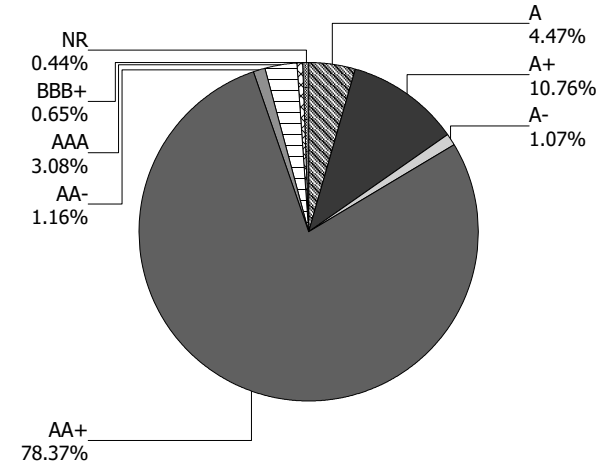
For the Month Ending **August 31, 2024**

CALIFORNIA JOINT POWERS INSURANCE AUTH

Issuer Summary

Issuer	Market Value of Holdings	Percent
Adobe Inc	2,439,780.84	0.75
BA Credit Card Trust	1,121,566.16	0.35
Bank of America Corp	4,551,224.53	1.40
Bank of New York Mellon Corp	4,720,949.64	1.45
BlackRock Inc	296,331.28	0.09
Bristol-Myers Squibb Co	2,289,619.21	0.71
CarMax Inc	103,225.76	0.03
Citigroup Inc	5,381,136.48	1.66
Cooperatieve Rabobank UA	3,071,499.00	0.95
Deere & Co	2,272,175.80	0.70
Discover Card Execution Note Trust	968,004.71	0.30
Eli Lilly & Co	2,405,337.60	0.74
Federal Farm Credit Banks Funding Corp	1,828,911.50	0.56
Federal Home Loan Banks	4,971,198.43	1.53
Federal Home Loan Mortgage Corp	63,444,807.33	19.54
Federal National Mortgage Association	40,807,964.80	12.57
GM Financial Consumer Automobile Receiv	297,381.54	0.09
Goldman Sachs Group Inc	2,109,541.35	0.65
Home Depot Inc	3,035,274.06	0.93
Hyundai Auto Receivables Trust	841,410.40	0.26
Johnson & Johnson	3,848,736.00	1.19
JPMorgan Chase & Co	7,710,750.47	2.37
Mastercard Inc	2,375,345.00	0.73
Morgan Stanley	3,075,051.00	0.95
Novartis AG	3,478,397.58	1.07
PACCAR Inc	2,347,907.23	0.72
PepsiCo Inc	1,565,664.69	0.48
Salesforce Inc	2,492,561.50	0.77
State Street Corp	1,789,358.24	0.55
Target Corp	424,748.05	0.13
Toyota Auto Receivables Owner Trust	730,620.52	0.22
Toyota Motor Corp	2,521,017.50	0.78

Credit Quality (S&P Ratings)



Managed Account Issuer Summary

For the Month Ending **August 31, 2024**

CALIFORNIA JOINT POWERS INSURANCE AUTH

Issuer	Market Value of Holdings	Percent
United States Treasury	143,458,861.59	44.17
UnitedHealth Group Inc	1,987,480.00	0.61
Total	\$324,763,839.79	100.00%

Managed Account Detail of Securities Held

For the Month Ending **August 31, 2024**

CALIFORNIA JOINT POWERS INSURANCE AUTH

Security Type/Description	CUSIP	Par	S&P Rating	Moody's Rating	Trade Date	Settle Date	Original Cost	YTM at Cost	Accrued Interest	Amortized Cost	Market Value
U.S. Treasury Bond / Note											
US TREASURY N/B DTD 07/02/2018 2.750% 06/30/2025	912828XZ8	1,000,000.00	AA+	Aaa	07/24/19	07/25/19	1,048,945.31	1.87	4,707.88	1,006,821.17	986,367.00
US TREASURY N/B DTD 07/31/2018 2.875% 07/31/2025	912828Y79	1,185,000.00	AA+	Aaa	06/12/24	06/13/24	1,157,735.74	4.99	2,962.50	1,162,887.64	1,168,669.52
US TREASURY N/B DTD 08/31/2020 0.250% 08/31/2025	91282CAJ0	4,375,000.00	AA+	Aaa	08/02/21	08/06/21	4,326,123.05	0.53	30.21	4,363,027.45	4,200,511.88
US TREASURY N/B DTD 09/30/2020 0.250% 09/30/2025	91282CAM3	1,675,000.00	AA+	Aaa	09/21/21	09/22/21	1,646,407.23	0.68	1,761.95	1,667,331.14	1,603,681.85
US TREASURY N/B DTD 09/30/2020 0.250% 09/30/2025	91282CAM3	3,100,000.00	AA+	Aaa	09/27/21	09/28/21	3,031,824.22	0.81	3,260.93	3,081,639.61	2,968,008.20
US TREASURY N/B DTD 09/30/2020 0.250% 09/30/2025	91282CAM3	4,000,000.00	AA+	Aaa	09/03/21	09/09/21	3,937,812.50	0.64	4,207.65	3,983,467.02	3,829,688.00
US TREASURY N/B DTD 11/02/2020 0.250% 10/31/2025	91282CAT8	1,795,000.00	AA+	Aaa	10/04/21	10/06/21	1,756,996.48	0.78	1,512.09	1,784,130.89	1,713,874.98
US TREASURY N/B DTD 11/16/2015 2.250% 11/15/2025	912828M56	2,000,000.00	AA+	Aaa	01/30/19	01/31/19	1,951,484.38	2.64	13,328.80	1,991,392.39	1,953,126.00
US TREASURY N/B DTD 11/30/2020 0.375% 11/30/2025	91282CAZ4	2,110,000.00	AA+	Aaa	11/02/21	11/03/21	2,054,777.34	1.03	2,010.55	2,093,114.04	2,012,083.34
US TREASURY N/B DTD 12/31/2020 0.375% 12/31/2025	91282CBC4	1,425,000.00	AA+	Aaa	05/06/21	05/07/21	1,402,066.41	0.73	914.83	1,418,439.83	1,355,475.68
US TREASURY N/B DTD 12/31/2020 0.375% 12/31/2025	91282CBC4	2,750,000.00	AA+	Aaa	01/06/21	01/07/21	2,741,943.36	0.43	1,765.46	2,747,847.43	2,615,830.25
US TREASURY N/B DTD 12/31/2020 0.375% 12/31/2025	91282CBC4	10,390,000.00	AA+	Aaa	07/16/21	07/19/21	10,237,802.73	0.71	6,670.21	10,344,509.30	9,883,082.29
US TREASURY N/B DTD 01/31/2019 2.625% 01/31/2026	9128286A3	1,375,000.00	AA+	Aaa	02/01/21	02/03/21	1,524,799.80	0.42	3,138.59	1,417,482.99	1,346,479.75
US TREASURY N/B DTD 02/01/2021 0.375% 01/31/2026	91282CBH3	1,400,000.00	AA+	Aaa	05/02/22	05/03/22	1,270,281.25	3.01	456.52	1,351,011.98	1,328,195.40

Managed Account Detail of Securities Held

For the Month Ending **August 31, 2024**

CALIFORNIA JOINT POWERS INSURANCE AUTH

Security Type/Description Dated Date/Coupon/Maturity	CUSIP	Par	S&P Rating	Moody's Rating	Trade Date	Settle Date	Original Cost	YTM at Cost	Accrued Interest	Amortized Cost	Market Value
U.S. Treasury Bond / Note											
US TREASURY N/B DTD 01/31/2019 2.625% 01/31/2026	9128286A3	2,000,000.00	AA+	Aaa	08/20/19	08/21/19	2,138,750.00	1.49	4,565.22	2,030,460.19	1,958,516.00
US TREASURY N/B DTD 02/01/2021 0.375% 01/31/2026	91282CBH3	3,300,000.00	AA+	Aaa	05/19/21	05/20/21	3,232,453.13	0.82	1,076.09	3,279,661.19	3,130,746.30
US TREASURY N/B DTD 02/01/2021 0.375% 01/31/2026	91282CBH3	3,350,000.00	AA+	Aaa	02/26/21	02/26/21	3,280,644.53	0.80	1,092.39	3,330,079.57	3,178,181.85
US TREASURY N/B DTD 02/01/2021 0.375% 01/31/2026	91282CBH3	5,500,000.00	AA+	Aaa	07/02/21	07/07/21	5,394,296.88	0.80	1,793.48	5,467,256.73	5,217,910.50
US TREASURY N/B DTD 02/16/2016 1.625% 02/15/2026	912828P46	1,000,000.00	AA+	Aaa	03/06/19	03/08/19	937,226.56	2.62	750.68	986,831.44	964,961.00
US TREASURY N/B DTD 03/01/2021 0.500% 02/28/2026	91282CBO3	1,665,000.00	AA+	Aaa	09/21/21	09/22/21	1,646,333.79	0.76	23.00	1,658,720.32	1,578,758.00
US TREASURY N/B DTD 03/01/2021 0.500% 02/28/2026	91282CBO3	2,000,000.00	AA+	Aaa	03/12/21	03/12/21	1,966,718.75	0.84	27.62	1,990,000.95	1,896,406.00
US TREASURY N/B DTD 03/01/2021 0.500% 02/28/2026	91282CBO3	3,000,000.00	AA+	Aaa	12/03/21	12/07/21	2,919,140.63	1.15	41.44	2,971,458.32	2,844,609.00
US TREASURY N/B DTD 04/01/2019 2.250% 03/31/2026	9128286L9	545,000.00	AA+	Aaa	03/02/20	03/04/20	587,088.48	0.94	5,159.63	555,930.10	529,884.97
US TREASURY N/B DTD 05/16/2016 1.625% 05/15/2026	912828R36	1,045,000.00	AA+	Aaa	07/24/19	07/25/19	1,025,161.33	1.92	5,029.77	1,040,044.32	1,003,975.39
US TREASURY N/B DTD 05/31/2019 2.125% 05/31/2026	9128286X3	1,000,000.00	AA+	Aaa	06/03/19	06/05/19	1,008,945.31	1.99	5,399.59	1,002,232.82	968,477.00
US TREASURY N/B DTD 06/01/2021 0.750% 05/31/2026	91282CCF6	1,455,000.00	AA+	Aaa	06/23/21	06/25/21	1,446,701.95	0.87	2,772.85	1,452,065.04	1,375,714.14
US TREASURY N/B DTD 06/01/2021 0.750% 05/31/2026	91282CCF6	3,340,000.00	AA+	Aaa	06/06/22	06/08/22	3,061,057.81	2.99	6,365.16	3,217,710.82	3,157,996.72
US TREASURY N/B DTD 06/01/2021 0.750% 05/31/2026	91282CCF6	4,175,000.00	AA+	Aaa	06/01/21	06/01/21	4,161,790.04	0.81	7,956.45	4,170,389.18	3,947,495.90

Managed Account Detail of Securities Held

For the Month Ending **August 31, 2024**

CALIFORNIA JOINT POWERS INSURANCE AUTH

Security Type/Description Dated Date/Coupon/Maturity	CUSIP	Par	S&P Rating	Moody's Rating	Trade Date	Settle Date	Original Cost	YTM at Cost	Accrued Interest	Amortized Cost	Market Value
U.S. Treasury Bond / Note											
US TREASURY N/B DTD 08/02/2021 0.625% 07/31/2026	91282CCP4	1,665,000.00	AA+	Aaa	09/21/21	09/22/21	1,649,520.70	0.82	904.89	1,658,906.06	1,563,604.83
US TREASURY N/B DTD 09/30/2019 1.625% 09/30/2026	912828YG9	3,035,000.00	AA+	Aaa	01/05/21	01/06/21	3,235,950.19	0.45	20,751.61	3,107,872.05	2,897,478.08
US TREASURY N/B DTD 09/30/2021 0.875% 09/30/2026	91282CCZ2	4,660,000.00	AA+	Aaa	04/05/22	04/07/22	4,290,658.59	2.77	17,156.69	4,488,753.74	4,381,490.44
US TREASURY N/B DTD 03/31/2020 0.625% 03/31/2027	912828ZE3	865,000.00	AA+	Aaa	02/26/21	02/26/21	845,909.18	1.00	2,274.76	856,922.45	797,253.20
US TREASURY N/B DTD 04/30/2020 0.500% 04/30/2027	912828ZN3	3,985,000.00	AA+	Aaa	08/03/22	08/05/22	3,561,593.75	2.92	6,713.86	3,747,216.62	3,652,814.39
US TREASURY N/B DTD 05/15/2017 2.375% 05/15/2027	912828X88	780,000.00	AA+	Aaa	11/29/22	11/30/22	728,477.34	4.01	5,487.02	748,776.06	750,871.68
US TREASURY N/B DTD 08/15/2017 2.250% 08/15/2027	9128282R0	105,000.00	AA+	Aaa	01/04/22	01/06/22	109,499.41	1.45	109.14	107,369.50	100,492.35
US TREASURY N/B DTD 08/15/2017 2.250% 08/15/2027	9128282R0	680,000.00	AA+	Aaa	08/29/22	08/31/22	647,487.50	3.30	706.79	660,636.20	650,807.60
US TREASURY N/B DTD 08/15/2017 2.250% 08/15/2027	9128282R0	5,240,000.00	AA+	Aaa	09/01/22	09/06/22	4,967,970.31	3.40	5,446.47	5,077,445.67	5,015,046.80
US TREASURY N/B DTD 11/02/2020 0.500% 10/31/2027	91282CAU5	1,435,000.00	AA+	Aaa	09/22/21	09/23/21	1,392,006.05	1.01	2,417.66	1,412,721.84	1,295,479.26
US TREASURY N/B DTD 12/31/2020 0.625% 12/31/2027	91282CBB6	2,000,000.00	AA+	Aaa	01/05/21	01/06/21	1,995,078.13	0.66	2,139.95	1,997,652.94	1,804,140.00
US TREASURY N/B DTD 05/01/2023 3.500% 04/30/2028	91282CHA2	3,130,000.00	AA+	Aaa	05/01/23	05/01/23	3,117,895.71	3.59	36,913.59	3,121,137.22	3,101,758.01
US TREASURY N/B DTD 05/15/2018 2.875% 05/15/2028	9128284N7	950,000.00	AA+	Aaa	07/24/19	07/25/19	1,015,609.38	2.02	8,089.84	977,573.48	920,534.80
US TREASURY N/B DTD 05/15/2018 2.875% 05/15/2028	9128284N7	1,000,000.00	AA+	Aaa	06/03/19	06/05/19	1,064,765.63	2.08	8,515.63	1,026,802.31	968,984.00

Managed Account Detail of Securities Held

For the Month Ending **August 31, 2024**

CALIFORNIA JOINT POWERS INSURANCE AUTH

Security Type/Description Dated Date/Coupon/Maturity	CUSIP	Par	S&P Rating	Moody's Rating	Trade Date	Settle Date	Original Cost	YTM at Cost	Accrued Interest	Amortized Cost	Market Value
U.S. Treasury Bond / Note											
US TREASURY N/B DTD 08/15/2018 2.875% 08/15/2028	9128284V9	1,000,000.00	AA+	Aaa	08/20/19	08/21/19	1,111,171.88	1.54	1,328.13	1,048,912.92	967,188.00
US TREASURY N/B DTD 11/16/1998 5.250% 11/15/2028	912810FF0	1,040,000.00	AA+	Aaa	12/06/22	12/08/22	1,118,325.00	3.82	16,172.28	1,095,466.67	1,100,775.52
US TREASURY N/B DTD 02/15/2019 2.625% 02/15/2029	9128286B1	1,000,000.00	AA+	Aaa	08/20/19	08/21/19	1,094,296.88	1.55	1,212.64	1,044,291.78	953,945.00
US TREASURY N/B DTD 05/15/2019 2.375% 05/15/2029	9128286T2	535,000.00	AA+	Aaa	03/02/20	03/04/20	596,211.52	1.07	3,763.54	566,289.13	503,547.89
US TREASURY N/B DTD 05/15/2019 2.375% 05/15/2029	9128286T2	990,000.00	AA+	Aaa	07/24/19	07/25/19	1,018,114.45	2.05	6,964.30	1,003,476.41	931,798.89
US TREASURY N/B DTD 05/15/2019 2.375% 05/15/2029	9128286T2	1,000,000.00	AA+	Aaa	06/03/19	06/05/19	1,024,335.94	2.10	7,034.65	1,011,504.63	941,211.00
US TREASURY N/B DTD 10/31/2022 4.000% 10/31/2029	91282CFT3	985,000.00	AA+	Aaa	11/01/22	11/03/22	974,996.09	4.17	13,276.09	977,612.62	995,696.12
US TREASURY N/B DTD 10/31/2022 4.000% 10/31/2029	91282CFT3	1,090,000.00	AA+	Aaa	12/06/22	12/08/22	1,110,139.45	3.69	14,691.30	1,105,078.60	1,101,836.31
US TREASURY N/B DTD 01/03/2023 3.875% 12/31/2029	91282CGB1	2,850,000.00	AA+	Aaa	01/04/23	01/06/23	2,862,357.42	3.80	18,906.42	2,859,431.55	2,864,250.00
US TREASURY N/B DTD 02/28/2023 4.000% 02/28/2030	91282CGO8	2,510,000.00	AA+	Aaa	08/16/23	08/17/23	2,464,702.34	4.32	277.35	2,471,932.51	2,538,041.72
US TREASURY N/B DTD 05/31/2023 3.750% 05/31/2030	91282CHF1	595,000.00	AA+	Aaa	07/24/23	07/25/23	586,028.52	4.00	5,669.57	587,477.15	594,000.40
US TREASURY N/B DTD 11/16/2020 0.875% 11/15/2030	91282CAV3	2,000,000.00	AA+	Aaa	01/05/21	01/06/21	1,986,718.75	0.95	5,183.42	1,991,640.19	1,681,718.00
US TREASURY N/B DTD 11/30/2023 4.375% 11/30/2030	91282CJM4	840,000.00	AA+	Aaa	12/07/23	12/08/23	851,353.13	4.15	9,338.11	850,308.29	866,643.96
US TREASURY N/B DTD 02/15/2001 5.375% 02/15/2031	912810FP8	980,000.00	AA+	Aaa	12/06/22	12/08/22	1,099,552.34	3.64	2,433.36	1,074,250.89	1,071,683.90

Managed Account Detail of Securities Held

For the Month Ending **August 31, 2024**

CALIFORNIA JOINT POWERS INSURANCE AUTH

Security Type/Description Dated Date/Coupon/Maturity	CUSIP	Par	S&P Rating	Moody's Rating	Trade Date	Settle Date	Original Cost	YTM at Cost	Accrued Interest	Amortized Cost	Market Value
U.S. Treasury Bond / Note											
US TREASURY N/B DTD 02/15/2001 5.375% 02/15/2031	912810FP8	2,345,000.00	AA+	Aaa	08/16/23	08/17/23	2,517,394.14	4.22	5,822.67	2,493,413.79	2,564,386.48
US TREASURY N/B DTD 07/01/2024 4.250% 06/30/2031	91282CKW0	1,865,000.00	AA+	Aaa	07/01/24	07/02/24	1,842,634.57	4.45	13,569.40	1,843,093.31	1,914,247.19
US TREASURY N/B DTD 07/31/2024 4.125% 07/31/2031	91282CLD1	3,525,000.00	AA+	Aaa	08/01/24	08/02/24	3,577,599.61	3.88	12,644.02	3,577,073.49	3,591,643.65
US TREASURY N/B DTD 11/15/2021 1.375% 11/15/2031	91282CDJ7	600,000.00	AA+	Aaa	01/30/23	01/31/23	503,812.50	3.51	2,443.61	521,162.21	508,031.40
US TREASURY N/B DTD 05/16/2022 2.875% 05/15/2032	91282CEP2	1,900,000.00	AA+	Aaa	10/02/23	10/02/23	1,656,339.84	4.70	16,179.69	1,682,269.37	1,778,058.00
US TREASURY N/B DTD 05/16/2022 2.875% 05/15/2032	91282CEP2	2,050,000.00	AA+	Aaa	07/01/24	07/02/24	1,833,628.91	4.48	17,457.03	1,837,469.32	1,918,431.00
US TREASURY N/B DTD 08/15/2022 2.750% 08/15/2032	91282CFF3	3,065,000.00	AA+	Aaa	01/04/23	01/06/23	2,829,497.85	3.71	3,893.72	2,870,034.55	2,835,125.00
US TREASURY N/B DTD 11/15/2022 4.125% 11/15/2032	91282CFV8	855,000.00	AA+	Aaa	12/07/23	12/08/23	853,897.85	4.14	10,446.45	853,988.32	871,164.63
US TREASURY N/B DTD 11/15/2022 4.125% 11/15/2032	91282CFV8	2,505,000.00	AA+	Aaa	08/16/23	08/17/23	2,484,059.77	4.23	30,606.27	2,486,421.59	2,552,359.53
US TREASURY N/B DTD 02/15/2023 3.500% 02/15/2033	91282CGM7	1,835,000.00	AA+	Aaa	10/02/23	10/02/23	1,672,932.23	4.67	2,966.92	1,688,788.74	1,785,684.38
US TREASURY N/B DTD 05/15/2023 3.375% 05/15/2033	91282CHC8	1,140,000.00	AA+	Aaa	08/01/23	08/01/23	1,079,660.16	4.03	11,396.13	1,086,360.84	1,097,516.76
US TREASURY N/B DTD 05/15/2023 3.375% 05/15/2033	91282CHC8	2,000,000.00	AA+	Aaa	07/01/24	07/02/24	1,838,359.38	4.49	19,993.21	1,840,840.77	1,925,468.00
US TREASURY N/B DTD 08/15/2023 3.875% 08/15/2033	91282CHT1	735,000.00	AA+	Aaa	08/30/23	08/31/23	720,587.11	4.12	1,315.71	722,041.48	733,707.87
US TREASURY N/B DTD 11/15/2023 4.500% 11/15/2033	91282CJJ1	825,000.00	AA+	Aaa	12/07/23	12/08/23	850,330.08	4.12	10,996.26	848,791.10	862,898.85

Managed Account Detail of Securities Held

For the Month Ending **August 31, 2024**

CALIFORNIA JOINT POWERS INSURANCE AUTH

Security Type/Description	Dated Date/Coupon/Maturity	CUSIP	Par	S&P Rating	Moody's Rating	Trade Date	Settle Date	Original Cost	YTM at Cost	Accrued Interest	Amortized Cost	Market Value
U.S. Treasury Bond / Note												
US TREASURY N/B	DTD 11/15/2023 4.500% 11/15/2033	91282CJJ1	1,435,000.00	AA+	Aaa	01/03/24	01/05/24	1,502,882.23	3.92	19,126.83	1,499,132.23	1,500,921.03
US TREASURY N/B	DTD 02/15/2024 4.000% 02/15/2034	91282CJZ5	1,365,000.00	AA+	Aaa	04/09/24	04/11/24	1,325,276.37	4.37	2,522.28	1,326,559.69	1,374,384.38
US TREASURY N/B	DTD 05/15/2024 4.375% 05/15/2034	91282CKQ3	1,845,000.00	AA+	Aaa	07/01/24	07/02/24	1,829,360.74	4.48	23,908.54	1,829,575.80	1,913,034.38
Security Type Sub-Total			148,790,000.00					146,334,287.91	2.24	517,949.34	147,250,419.95	143,458,861.59
Federal Agency Commercial Mortgage-Backed Security												
FHMS K061 A2 FLOATING	DTD 01/01/2017 3.347% 11/01/2026	3137BTUM1	2,113,284.29	AA+	Aaa	05/19/23	05/24/23	2,048,234.76	4.29	5,894.30	2,071,809.41	2,069,904.90
FHMS K064 A2	DTD 05/01/2017 3.224% 03/01/2027	3137BXOY1	3,100,000.00	AA+	Aaa	08/16/23	08/18/23	2,924,171.88	4.94	8,328.67	2,974,737.71	3,027,354.60
FHMS K065 A2	DTD 07/01/2017 3.243% 04/01/2027	3137F1G44	1,760,000.00	AA+	Aaa	08/16/23	08/18/23	1,659,418.75	4.93	4,756.40	1,687,690.64	1,717,654.40
FHMS K066 A2	DTD 08/01/2017 3.117% 06/01/2027	3137F2LJ3	2,735,000.00	AA+	Aaa	08/17/23	08/22/23	2,557,652.34	4.97	7,104.16	2,604,970.69	2,659,218.62
FHMS K507 A1	DTD 09/01/2023 4.800% 04/01/2028	3137HAMR4	2,821,195.09	AA+	Aaa	09/20/23	09/28/23	2,776,922.09	5.19	11,284.78	2,784,427.56	2,859,487.18
FHMS K506 A1	DTD 09/01/2023 4.650% 05/01/2028	3137HAMG8	1,486,365.44	AA+	Aaa	09/07/23	09/14/23	1,464,136.87	5.01	5,759.67	1,468,267.60	1,504,072.51
FHMS KJ46 A1	DTD 07/01/2023 4.777% 06/01/2028	3137HAD45	2,312,676.43	AA+	Aaa	07/19/23	07/27/23	2,312,618.61	4.78	9,206.38	2,312,631.49	2,336,513.18
FHMS K505 A2	DTD 07/01/2023 4.819% 06/01/2028	3137HACX2	3,000,000.00	AA+	Aaa	07/13/23	07/20/23	3,029,964.00	4.59	12,047.50	3,023,194.67	3,056,256.00
FNA 2023-M6 A2 FLOATING	DTD 07/01/2023 4.190% 07/01/2028	3136BODE6	2,900,000.00	AA+	Aaa	07/18/23	07/31/23	2,850,835.94	0.35	10,125.83	2,861,523.77	2,888,530.50
FHMS KJ47 A1	DTD 09/01/2023 5.272% 08/01/2028	3137HAMN3	1,674,560.70	AA+	Aaa	09/19/23	09/28/23	1,674,552.34	5.27	7,356.90	1,674,554.68	1,714,832.21

Managed Account Detail of Securities Held

For the Month Ending **August 31, 2024**

CALIFORNIA JOINT POWERS INSURANCE AUTH

Security Type/Description	CUSIP	Par	S&P Rating	Moody's Rating	Trade Date	Settle Date	Original Cost	YTM at Cost	Accrued Interest	Amortized Cost	Market Value
Dated Date/Coupon/Maturity											
Federal Agency Commercial Mortgage-Backed Security											
FHMS K506 A2 FLOATING DTD 09/01/2023 4.650% 08/01/2028	3137HAMH6	3,000,000.00	AA+	Aaa	09/07/23	09/14/23	2,955,621.00	4.99	11,625.00	2,963,406.80	3,039,696.00
FHMS K508 A2 FLOATING DTD 10/01/2023 4.740% 08/01/2028	3137HA074	3,150,000.00	AA+	Aaa	10/11/23	10/19/23	3,080,901.60	0.46	12,442.50	3,093,100.28	3,201,108.75
FHMS K509 A2 DTD 10/01/2023 4.850% 09/01/2028	3137HAST4	2,365,000.00	AA+	Aaa	10/25/23	10/31/23	2,289,596.71	5.60	9,558.54	2,300,008.38	2,418,418.26
FHMS K507 A2 FLOATING DTD 09/01/2023 4.800% 09/01/2028	3137HAMS2	3,000,000.00	AA+	Aaa	09/20/23	09/28/23	2,964,141.00	0.24	12,000.00	2,970,249.29	3,056,892.00
FHMS K510 A2 FLOATING DTD 11/01/2023 5.069% 10/01/2028	3137HB3D4	1,200,000.00	AA+	Aaa	11/14/23	11/21/23	1,196,530.80	5.14	5,069.00	1,197,021.37	1,235,260.80
FHMS K511 A2 DTD 12/01/2023 4.860% 10/01/2028	3137HB3G7	1,745,000.00	AA+	Aaa	11/28/23	12/07/23	1,739,986.62	4.93	7,067.25	1,740,663.14	1,781,493.19
FHMS K512 A2 DTD 12/01/2023 5.000% 11/01/2028	3137HBCF9	1,580,000.00	AA+	Aaa	12/11/23	12/21/23	1,594,754.04	4.79	6,583.33	1,592,888.17	1,622,092.78
FHMS K513 A2 FLOATING DTD 01/01/2024 4.724% 12/01/2028	3137HBFY5	1,790,000.00	AA+	Aaa	01/10/24	01/18/24	1,807,880.31	4.50	7,046.63	1,805,858.05	1,820,043.36
FHMS K514 A2 DTD 02/01/2024 4.572% 12/01/2028	3137HBLV4	1,800,000.00	AA+	Aaa	02/01/24	02/08/24	1,817,998.20	4.34	6,858.00	1,816,119.64	1,819,366.20
FHMS K518 A2 DTD 03/01/2024 5.400% 01/01/2029	3137HC2L5	2,170,000.00	AA+	Aaa	03/19/24	03/28/24	2,222,394.65	4.83	9,765.00	2,219,020.14	2,262,847.79
FHMS K517 A2 FLOATING DTD 03/01/2024 5.355% 01/01/2029	3137HC2C5	2,685,000.00	AA+	Aaa	03/05/24	03/14/24	2,765,512.41	-0.64	11,981.81	2,757,755.53	2,795,616.63
FHMS K515 A2 DTD 02/01/2024 5.400% 01/01/2029	3137HBP00	3,050,000.00	AA+	Aaa	02/14/24	02/22/24	3,132,167.00	4.79	13,725.00	3,124,334.70	3,177,047.75
FHMS K520 A2 FLOATING DTD 04/01/2024 5.180% 03/01/2029	3137HCKV3	1,700,000.00	AA+	Aaa	04/23/24	04/30/24	1,706,900.30	5.09	7,338.33	1,706,583.45	1,763,151.60
FHMS K524 A2 FLOATING DTD 07/01/2024 4.720% 05/01/2029	3137HDV56	2,645,000.00	AA+	Aaa	07/16/24	07/25/24	2,661,242.94	4.58	10,403.67	2,661,199.00	2,695,006.37

Managed Account Detail of Securities Held

For the Month Ending **August 31, 2024**

CALIFORNIA JOINT POWERS INSURANCE AUTH

Security Type/Description	Dated Date/Coupon/Maturity	CUSIP	Par	S&P Rating	Moody's Rating	Trade Date	Settle Date	Original Cost	YTM at Cost	Accrued Interest	Amortized Cost	Market Value
Federal Agency Commercial Mortgage-Backed Security												
FHMS K522 A2		3137HDJJ0	3,200,000.00	AA+	Aaa	06/05/24	06/13/24	3,199,990.40	4.80	12,808.00	3,200,000.00	3,269,078.40
DTD 06/01/2024 4.803% 05/01/2029												
Security Type Sub-Total			58,983,081.96					58,434,125.56	3.92	226,136.65	58,612,016.16	59,790,943.98
Federal Agency Bond / Note												
FANNIE MAE		3135G04Z3	810,000.00	AA+	Aaa	06/17/20	06/19/20	808,323.30	0.54	832.50	809,733.29	784,762.02
DTD 06/19/2020 0.500% 06/17/2025												
FANNIE MAE		3135G04Z3	2,380,000.00	AA+	Aaa	06/22/20	06/23/20	2,378,857.60	0.51	2,446.11	2,379,817.88	2,305,843.96
DTD 06/19/2020 0.500% 06/17/2025												
FANNIE MAE		3135G04Z3	2,500,000.00	AA+	Aaa	09/02/20	09/03/20	2,510,400.00	0.41	2,569.44	2,501,725.29	2,422,105.00
DTD 06/19/2020 0.500% 06/17/2025												
FANNIE MAE		3135G04Z3	3,000,000.00	AA+	Aaa	07/28/20	07/29/20	3,006,030.00	0.46	3,083.33	3,000,980.99	2,906,526.00
DTD 06/19/2020 0.500% 06/17/2025												
FANNIE MAE		3135G04Z3	3,990,000.00	AA+	Aaa	08/12/20	08/13/20	3,999,336.60	0.45	4,100.83	3,991,531.12	3,865,679.58
DTD 06/19/2020 0.500% 06/17/2025												
FREDDIE MAC		3137EAEU9	2,420,000.00	AA+	Aaa	07/21/20	07/23/20	2,407,948.40	0.48	1,008.33	2,417,855.11	2,334,622.40
DTD 07/23/2020 0.375% 07/21/2025												
FANNIE MAE		3135G05X7	1,130,000.00	AA+	Aaa	10/15/20	10/16/20	1,126,485.70	0.44	70.63	1,129,288.70	1,086,914.23
DTD 08/27/2020 0.375% 08/25/2025												
FANNIE MAE		3135G05X7	2,800,000.00	AA+	Aaa	08/25/20	08/27/20	2,786,896.00	0.47	175.00	2,797,420.01	2,693,238.80
DTD 08/27/2020 0.375% 08/25/2025												
FANNIE MAE		3135G05X7	5,185,000.00	AA+	Aaa	10/22/20	10/23/20	5,155,964.00	0.49	324.06	5,179,099.46	4,987,301.14
DTD 08/27/2020 0.375% 08/25/2025												
FANNIE MAE (CALLABLE)		3136G4U92	5,000,000.00	AA+	Aaa	09/02/20	09/02/20	5,002,500.00	0.59	416.67	5,000,000.00	4,807,375.00
DTD 08/26/2020 0.600% 08/26/2025												
FREDDIE MAC		3137EAEX3	4,385,000.00	AA+	Aaa	09/23/20	09/25/20	4,371,801.15	0.44	7,216.98	4,382,195.79	4,207,771.45
DTD 09/25/2020 0.375% 09/23/2025												
FEDERAL FARM CREDIT BANK (CALLABLE)		3133EMBH4	1,900,000.00	AA+	Aaa	10/07/20	10/09/20	1,896,675.00	0.57	4,251.78	1,899,279.27	1,828,911.50
DTD 09/29/2020 0.530% 09/29/2025												

Managed Account Detail of Securities Held

For the Month Ending **August 31, 2024**

CALIFORNIA JOINT POWERS INSURANCE AUTH

Security Type/Description Dated Date/Coupon/Maturity	CUSIP	Par	S&P Rating	Moody's Rating	Trade Date	Settle Date	Original Cost	YTM at Cost	Accrued Interest	Amortized Cost	Market Value
Federal Agency Bond / Note											
FANNIE MAE DTD 11/12/2020 0.500% 11/07/2025	3135G06G3	4,830,000.00	AA+	Aaa	11/19/20	11/24/20	4,828,164.60	0.51	7,647.50	4,829,561.48	4,622,107.14
FANNIE MAE DTD 04/26/2016 2.125% 04/24/2026	3135G0K36	3,050,000.00	AA+	Aaa	04/25/16	04/26/16	3,026,149.00	2.21	22,864.41	3,046,069.03	2,959,695.60
FEDERAL HOME LOAN BANK DTD 11/16/2018 3.250% 11/16/2028	3130AFFX0	1,000,000.00	AA+	Aaa	03/06/19	03/08/19	1,025,300.00	2.95	9,479.17	1,010,988.96	979,215.00
FEDERAL HOME LOAN BANK DTD 11/16/2018 3.250% 11/16/2028	3130AFFX0	3,000,000.00	AA+	Aaa	01/07/19	01/09/19	3,065,400.00	2.99	28,437.50	3,027,933.75	2,937,645.00
FANNIE MAE DTD 08/05/2020 0.875% 08/05/2030	3135G05Q2	2,500,000.00	AA+	Aaa	09/02/20	09/03/20	2,471,875.00	0.99	1,579.86	2,483,197.44	2,108,232.50
FANNIE MAE DTD 08/05/2020 0.875% 08/05/2030	3135G05Q2	2,810,000.00	AA+	Aaa	08/05/20	08/06/20	2,795,163.20	0.93	1,775.76	2,801,202.63	2,369,653.33
FEDERAL HOME LOAN BANK DTD 08/25/2022 3.375% 09/10/2032	3130AT4C8	1,115,000.00	AA+	Aaa	11/03/22	11/04/22	983,864.85	4.89	17,874.84	1,008,161.46	1,054,338.43

Security Type Sub-Total		53,805,000.00					53,647,134.40	0.91	116,154.70	53,696,041.66	51,261,938.08
--------------------------------	--	----------------------	--	--	--	--	----------------------	-------------	-------------------	----------------------	----------------------

Corporate Note											
GOLDMAN SACHS GROUP INC (CALLABLE) DTD 05/22/2015 3.750% 05/22/2025	38148LAE6	2,130,000.00	BBB+	A2	02/12/21	02/17/21	2,379,593.40	0.94	21,965.63	2,159,536.66	2,109,541.35
UNITEDHEALTH GROUP INC DTD 07/23/2015 3.750% 07/15/2025	91324PCP5	2,000,000.00	A+	A2	09/11/20	09/15/20	2,290,820.00	0.69	9,583.33	2,052,481.31	1,987,480.00
JOHNSON & JOHNSON (CALLABLE) DTD 08/25/2020 0.550% 09/01/2025	478160CN2	4,000,000.00	AAA	Aaa	09/02/20	09/04/20	4,020,360.00	0.45	11,000.00	4,003,802.38	3,848,736.00
BRISTOL-MYERS SQUIBB CO (CALLABLE) DTD 11/13/2020 0.750% 11/13/2025	110122DN5	1,114,000.00	A	A2	06/17/21	06/21/21	1,102,904.56	0.98	2,506.50	1,110,970.15	1,065,428.49
BRISTOL-MYERS SQUIBB CO (CALLABLE) DTD 11/13/2020 0.750% 11/13/2025	110122DN5	1,280,000.00	A	A2	06/23/21	06/25/21	1,269,030.40	0.95	2,880.00	1,276,996.92	1,224,190.72

Managed Account Detail of Securities Held

For the Month Ending **August 31, 2024**

CALIFORNIA JOINT POWERS INSURANCE AUTH

Security Type/Description	CUSIP	Par	S&P Rating	Moody's Rating	Trade Date	Settle Date	Original Cost	YTM at Cost	Accrued Interest	Amortized Cost	Market Value
Corporate Note											
NOVARTIS CAPITAL CORP (CALLABLE) DTD 11/20/2015 3.000% 11/20/2025	66989HAJ7	3,535,000.00	AA-	Aa3	01/27/23	01/31/23	3,406,608.80	4.39	29,752.92	3,479,139.01	3,478,397.58
STATE STREET CORP (CALLABLE) DTD 02/07/2022 1.746% 02/06/2026	857477BR3	500,000.00	A	A1	02/02/22	02/07/22	500,000.00	1.75	606.25	500,000.00	492,322.50
JPMORGAN CHASE & CO (CALLABLE) DTD 03/13/2020 2.005% 03/13/2026	46647PBH8	1,085,000.00	A-	A1	04/01/22	04/05/22	1,044,855.00	3.01	10,151.98	1,069,372.33	1,066,242.52
BANK OF AMERICA CORP (CALLABLE) DTD 03/22/2022 3.384% 04/02/2026	06051GKM0	2,425,000.00	A-	A1	03/17/22	03/22/22	2,425,000.00	3.38	33,964.55	2,425,000.00	2,398,470.50
BANK OF AMERICA NA (CALLABLE) DTD 08/18/2023 5.526% 08/18/2026	06428CAA2	2,105,000.00	A+	Aa1	08/17/23	08/21/23	2,104,873.70	5.53	4,200.53	2,104,917.09	2,152,754.03
JP MORGAN CHASE BANK NA (CALLABLE) DTD 12/08/2023 5.110% 12/08/2026	48125LRU8	735,000.00	A+	Aa2	08/08/24	08/09/24	744,819.60	4.50	8,659.32	744,564.95	747,568.50
JP MORGAN CHASE BANK NA (CALLABLE) DTD 12/08/2023 5.110% 12/08/2026	48125LRU8	3,000,000.00	A+	Aa2	12/05/23	12/08/23	3,000,000.00	5.11	35,344.17	3,000,000.00	3,051,300.00
TARGET CORP (CALLABLE) DTD 01/24/2022 1.950% 01/15/2027	87612EBM7	445,000.00	A	A2	01/19/22	01/24/22	444,243.50	1.99	1,108.79	444,639.28	424,748.05
BANK OF NY MELLON CORP (CALLABLE) DTD 01/26/2022 2.050% 01/26/2027	06406RBA4	3,360,000.00	A	A1	01/26/22	01/28/22	3,370,819.20	1.98	6,696.67	3,365,109.74	3,198,353.76
HOME DEPOT INC (CALLABLE) DTD 09/14/2017 2.800% 09/14/2027	437076BT8	3,155,000.00	A	A2	01/25/23	01/27/23	2,977,026.45	4.15	40,979.94	3,038,308.28	3,035,274.06
BANK OF NY MELLON CORP (CALLABLE) DTD 02/07/2017 3.442% 02/07/2028	06406RAB3	1,560,000.00	A	A1	08/06/24	08/07/24	1,515,602.40	4.33	3,579.68	1,516,395.63	1,522,595.88
JOHN DEERE CAPITAL CORP DTD 07/14/2023 4.950% 07/14/2028	24422EXB0	1,010,000.00	A	A1	07/11/23	07/14/23	1,008,495.10	4.98	6,527.13	1,008,835.37	1,036,071.13
JOHN DEERE CAPITAL CORP DTD 07/14/2023 4.950% 07/14/2028	24422EXB0	1,205,000.00	A	A1	07/13/23	07/17/23	1,221,363.90	4.64	7,787.31	1,217,684.98	1,236,104.67
SALESFORCE INC (CALLABLE) DTD 07/12/2021 1.500% 07/15/2028	79466LAH7	2,750,000.00	A+	A1	08/05/24	08/06/24	2,475,385.00	4.28	5,270.83	2,479,875.27	2,492,561.50

Managed Account Detail of Securities Held

For the Month Ending **August 31, 2024**

CALIFORNIA JOINT POWERS INSURANCE AUTH

Security Type/Description	CUSIP	Par	S&P Rating	Moody's Rating	Trade Date	Settle Date	Original Cost	YTM at Cost	Accrued Interest	Amortized Cost	Market Value
Corporate Note											
PACCAR FINANCIAL CORP DTD 08/10/2023 4.950% 08/10/2028	69371RS64	2,290,000.00	A+	A1	08/18/23	08/22/23	2,284,870.40	5.00	6,612.38	2,285,929.02	2,347,907.23
CITIBANK NA (CALLABLE) DTD 09/29/2023 5.803% 09/29/2028	17325FBB3	1,480,000.00	A+	Aa3	05/01/24	05/03/24	1,508,623.20	5.30	36,262.30	1,506,677.58	1,553,143.08
CITIBANK NA (CALLABLE) DTD 09/29/2023 5.803% 09/29/2028	17325FBB3	3,000,000.00	A+	Aa3	09/26/23	09/29/23	3,000,000.00	5.80	73,504.67	3,000,000.00	3,148,263.00
STATE STREET CORP (CALLABLE) DTD 08/20/2024 4.530% 02/20/2029	857477CN1	1,295,000.00	A	A1	08/14/24	08/20/24	1,295,000.00	4.53	1,792.50	1,295,000.00	1,297,035.74
BLACKROCK FUNDING INC (CALLABLE) DTD 03/14/2024 4.700% 03/14/2029	09290DAA9	290,000.00	AA-	Aa3	03/05/24	03/14/24	289,475.10	4.74	6,322.81	289,519.83	296,331.28
ADOBE INC (CALLABLE) DTD 04/04/2024 4.800% 04/04/2029	00724PAF6	1,070,000.00	A+	A1	04/03/24	04/05/24	1,071,412.40	4.77	20,972.00	1,071,309.90	1,096,876.26
ADOBE INC (CALLABLE) DTD 04/04/2024 4.800% 04/04/2029	00724PAF6	1,310,000.00	A+	A1	04/01/24	04/04/24	1,308,048.10	4.83	25,676.00	1,308,191.09	1,342,904.58
MASTERCARD INC (CALLABLE) DTD 05/31/2019 2.950% 06/01/2029	57636OAM6	2,500,000.00	A+	Aa3	06/26/24	06/27/24	2,296,850.00	4.82	18,437.50	2,303,416.34	2,375,345.00
PEPSICO INC (CALLABLE) DTD 07/17/2024 4.500% 07/17/2029	713448FX1	1,535,000.00	A+	A1	07/15/24	07/17/24	1,532,620.75	4.53	8,442.50	1,532,679.60	1,565,664.69
TOYOTA MOTOR CREDIT CORP DTD 08/09/2024 4.550% 08/09/2029	89236TMK8	440,000.00	A+	A1	08/06/24	08/09/24	439,106.80	4.60	1,223.44	439,116.75	443,699.08
TOYOTA MOTOR CREDIT CORP DTD 08/09/2024 4.550% 08/09/2029	89236TMK8	960,000.00	A+	A1	08/07/24	08/09/24	958,896.00	4.58	2,669.33	958,912.04	968,070.72
TOYOTA MOTOR CREDIT CORP DTD 08/09/2024 4.550% 08/09/2029	89236TMK8	1,100,000.00	A+	A1	08/08/24	08/09/24	1,095,479.00	4.64	3,058.61	1,095,531.44	1,109,247.70
ELI LILLY & CO (CALLABLE) DTD 08/14/2024 4.200% 08/14/2029	532457CO9	535,000.00	A+	A1	08/12/24	08/14/24	533,828.35	4.25	1,061.08	533,840.27	536,189.84
ELI LILLY & CO (CALLABLE) DTD 08/14/2024 4.200% 08/14/2029	532457CO9	1,865,000.00	A+	A1	08/13/24	08/14/24	1,867,722.90	4.17	3,698.92	1,867,703.66	1,869,147.76

Managed Account Detail of Securities Held

For the Month Ending **August 31, 2024**

CALIFORNIA JOINT POWERS INSURANCE AUTH											
Security Type/Description			S&P	Moody's	Trade	Settle	Original	YTM	Accrued	Amortized	Market
Dated Date/Coupon/Maturity	CUSIP	Par	Rating	Rating	Date	Date	Cost	at Cost	Interest	Cost	Value
Security Type Sub-Total		57,064,000.00					56,783,734.01	3.73	452,299.57	56,485,456.87	56,517,967.20
Certificate of Deposit											
COOPERAT RABOBANK UA/NY DTD 07/20/2023 5.080% 07/17/2026	21684LGS5	3,000,000.00	A+	Aa2	07/17/23	07/20/23	3,000,000.00	5.08	18,626.67	3,000,000.00	3,071,499.00
Security Type Sub-Total		3,000,000.00					3,000,000.00	5.08	18,626.67	3,000,000.00	3,071,499.00
Bank Note											
MORGAN STANLEY BANK NA (CALLABLE) DTD 05/30/2024 5.504% 05/26/2028	61690U8B9	1,020,000.00	A+	Aa3	05/28/24	05/30/24	1,020,000.00	5.50	14,191.15	1,020,000.00	1,045,517.34
MORGAN STANLEY BANK NA (CALLABLE) DTD 05/30/2024 5.504% 05/26/2028	61690U8B9	1,980,000.00	A+	Aa3	05/30/24	05/31/24	1,984,177.80	5.45	27,547.52	1,983,582.80	2,029,533.66
Security Type Sub-Total		3,000,000.00					3,004,177.80	5.47	41,738.67	3,003,582.80	3,075,051.00
Asset-Backed Security											
CARMX 2021-1 A3 DTD 01/27/2021 0.340% 12/15/2025	14316NAC3	8,660.55	AAA	NR	01/20/21	01/27/21	8,658.84	0.34	1.31	8,660.10	8,641.87
TAOT 2021-C A3 DTD 09/27/2021 0.430% 01/15/2026	89239BAC5	274,581.37	AAA	Aaa	09/21/21	09/27/21	274,559.48	0.43	52.48	274,574.38	271,499.47
CARMX 2021-2 A3 DTD 04/21/2021 0.520% 02/17/2026	14314OAC8	95,165.64	AAA	NR	04/13/21	04/21/21	95,145.14	0.52	21.99	95,159.43	94,583.89
HART 2021-C A3 DTD 11/17/2021 0.740% 05/15/2026	44935FAD6	165,627.93	AAA	NR	11/09/21	11/17/21	165,590.96	0.75	54.47	165,613.90	163,639.07
DCENT 2021-A1 A1 DTD 09/27/2021 0.580% 09/15/2026	254683CP8	970,000.00	AAA	Aaa	09/20/21	09/27/21	969,792.32	0.58	250.04	969,914.74	968,004.71
CCCIT 2023-A1 A1 DTD 12/11/2023 5.230% 12/08/2027	17305EGW9	675,000.00	AAA	Aaa	12/04/23	12/11/23	674,915.36	5.23	8,139.19	674,929.87	679,730.40
TAOT 2023-D A3 DTD 11/14/2023 5.540% 08/15/2028	89239FAD4	450,000.00	AAA	NR	11/07/23	11/14/23	449,951.49	5.54	1,108.00	449,960.12	459,121.05

Managed Account Detail of Securities Held

For the Month Ending **August 31, 2024**

CALIFORNIA JOINT POWERS INSURANCE AUTH

Security Type/Description Dated Date/Coupon/Maturity	CUSIP	Par	S&P Rating	Moody's Rating	Trade Date	Settle Date	Original Cost	YTM at Cost	Accrued Interest	Amortized Cost	Market Value
Asset-Backed Security											
HART 2023-C A3 DTD 11/13/2023 5.540% 10/16/2028	44918CAD4	665,000.00	AAA	NR	11/03/23	11/13/23	664,912.55	5.54	1,637.38	664,926.59	677,771.33
BACCT 2023-A2 A2 DTD 12/14/2023 4.980% 11/15/2028	05522RDH8	1,105,000.00	NR	Aaa	12/07/23	12/14/23	1,104,851.60	4.98	2,445.73	1,104,874.46	1,121,566.16
GMCAR 2024-1 A3 DTD 01/17/2024 4.850% 12/18/2028	36268GAD7	295,000.00	NR	Aaa	01/09/24	01/17/24	294,940.68	4.85	596.15	294,947.46	297,381.54
CHAIT 2024-A1 A DTD 01/31/2024 4.600% 01/16/2029	161571HV9	2,825,000.00	AAA	NR	01/24/24	01/31/24	2,824,569.75	4.60	5,775.56	2,824,620.05	2,845,639.45
Security Type Sub-Total		7,529,035.49					7,527,888.17	4.07	20,082.30	7,528,181.10	7,587,578.94
Managed Account Sub-Total		332,171,117.45					328,731,347.85	2.70	1,392,987.90	329,575,698.54	324,763,839.79
Securities Sub-Total		\$332,171,117.45					\$328,731,347.85	2.73%	\$1,392,987.90	\$329,575,698.54	\$324,763,839.79
Accrued Interest											\$1,392,987.90
Total Investments											\$326,156,827.69

Managed Account Security Transactions & Interest

For the Month Ending **August 31, 2024**

CALIFORNIA JOINT POWERS INSURANCE AUTH

Transaction Type		Security Description	CUSIP	Par	Principal Proceeds	Accrued Interest	Total	Realized G/L Cost	Realized G/L Amort Cost	Sale Method
Trade	Settle									
BUY										
08/01/24	08/02/24	US TREASURY N/B DTD 07/31/2024 4.125% 07/31/2031	91282CLD1	3,525,000.00	(3,577,599.61)	(790.25)	(3,578,389.86)			
08/05/24	08/06/24	SALESFORCE INC (CALLABLE) DTD 07/12/2021 1.500% 07/15/2028	79466LAH7	2,750,000.00	(2,475,385.00)	(2,406.25)	(2,477,791.25)			
08/06/24	08/07/24	BANK OF NY MELLON CORP (CALLABLE) DTD 02/07/2017 3.442% 02/07/2028	06406RAB3	1,560,000.00	(1,515,602.40)	0.00	(1,515,602.40)			
08/06/24	08/09/24	TOYOTA MOTOR CREDIT CORP DTD 08/09/2024 4.550% 08/09/2029	89236TMK8	440,000.00	(439,106.80)	0.00	(439,106.80)			
08/07/24	08/09/24	TOYOTA MOTOR CREDIT CORP DTD 08/09/2024 4.550% 08/09/2029	89236TMK8	960,000.00	(958,896.00)	0.00	(958,896.00)			
08/08/24	08/09/24	JP MORGAN CHASE BANK NA (CALLABLE) DTD 12/08/2023 5.110% 12/08/2026	48125LRU8	735,000.00	(744,819.60)	(6,364.08)	(751,183.68)			
08/08/24	08/09/24	TOYOTA MOTOR CREDIT CORP DTD 08/09/2024 4.550% 08/09/2029	89236TMK8	1,100,000.00	(1,095,479.00)	0.00	(1,095,479.00)			
08/12/24	08/14/24	ELI LILLY & CO (CALLABLE) DTD 08/14/2024 4.200% 08/14/2029	532457CQ9	535,000.00	(533,828.35)	0.00	(533,828.35)			
08/13/24	08/14/24	ELI LILLY & CO (CALLABLE) DTD 08/14/2024 4.200% 08/14/2029	532457CO9	1,865,000.00	(1,867,722.90)	0.00	(1,867,722.90)			
08/14/24	08/15/24	TREASURY BILL BILLS DTD 04/23/2024 0.000% 08/20/2024	912797KY2	1,295,000.00	(1,294,057.53)	0.00	(1,294,057.53)			
08/14/24	08/20/24	STATE STREET CORP (CALLABLE) DTD 08/20/2024 4.530% 02/20/2029	857477CN1	1,295,000.00	(1,295,000.00)	0.00	(1,295,000.00)			
Transaction Type Sub-Total				16,060,000.00	(15,797,497.19)	(9,560.58)	(15,807,057.77)			

INTEREST										
08/01/24	08/01/24	MONEY MARKET FUND DTD 01/01/2010 0.000% --	MONEY0002		0.00	1,074.60	1,074.60			
08/01/24	08/25/24	FHMS K514 A2 DTD 02/01/2024 4.572% 12/01/2028	3137HBLV4		0.00	6,858.00	6,858.00			
08/01/24	08/25/24	FHMS K065 A2 DTD 07/01/2017 3.243% 04/01/2027	3137F1G44		0.00	4,756.40	4,756.40			

Managed Account Security Transactions & Interest

For the Month Ending **August 31, 2024**

CALIFORNIA JOINT POWERS INSURANCE AUTH

Transaction Type		Security Description	CUSIP	Par	Principal Proceeds	Accrued Interest	Total	Realized G/L Cost	Realized G/L Amort Cost	Sale Method
Trade	Settle									
INTEREST										
08/01/24	08/25/24	FHMS K510 A2 FLOATING DTD 11/01/2023 5.069% 10/01/2028	3137HB3D4		0.00	5,069.00	5,069.00			
08/01/24	08/25/24	FHMS K507 A1 DTD 09/01/2023 4.800% 04/01/2028	3137HAMR4		0.00	11,315.26	11,315.26			
08/01/24	08/25/24	FHMS K066 A2 DTD 08/01/2017 3.117% 06/01/2027	3137F2LJ3		0.00	7,104.16	7,104.16			
08/01/24	08/25/24	FHMS K506 A2 FLOATING DTD 09/01/2023 4.650% 08/01/2028	3137HAMH6		0.00	11,625.00	11,625.00			
08/01/24	08/25/24	FHMS K505 A2 DTD 07/01/2023 4.819% 06/01/2028	3137HACX2		0.00	12,047.50	12,047.50			
08/01/24	08/25/24	FHMS K507 A2 FLOATING DTD 09/01/2023 4.800% 09/01/2028	3137HAMS2		0.00	12,000.00	12,000.00			
08/01/24	08/25/24	FHMS K522 A2 DTD 06/01/2024 4.803% 05/01/2029	3137HDJJ0		0.00	12,808.00	12,808.00			
08/01/24	08/25/24	FHMS K511 A2 DTD 12/01/2023 4.860% 10/01/2028	3137HB3G7		0.00	7,067.25	7,067.25			
08/01/24	08/25/24	FNA 2023-M6 A2 FLOATING DTD 07/01/2023 4.190% 07/01/2028	3136BODE6		0.00	10,125.83	10,125.83			
08/01/24	08/25/24	FHMS K506 A1 DTD 09/01/2023 4.650% 05/01/2028	3137HAMG8		0.00	5,764.21	5,764.21			
08/01/24	08/25/24	FHMS K515 A2 DTD 02/01/2024 5.400% 01/01/2029	3137HBPD0		0.00	13,725.00	13,725.00			
08/01/24	08/25/24	FHMS K509 A2 DTD 10/01/2023 4.850% 09/01/2028	3137HAST4		0.00	9,558.54	9,558.54			
08/01/24	08/25/24	FHMS K064 A2 DTD 05/01/2017 3.224% 03/01/2027	3137BXOY1		0.00	8,328.67	8,328.67			
08/01/24	08/25/24	FHMS K524 A2 FLOATING DTD 07/01/2024 4.720% 05/01/2029	3137HDV56		0.00	10,403.67	10,403.67			
08/01/24	08/25/24	FHMS K518 A2 DTD 03/01/2024 5.400% 01/01/2029	3137HC2L5		0.00	9,765.00	9,765.00			
08/01/24	08/25/24	FHMS K512 A2 DTD 12/01/2023 5.000% 11/01/2028	3137HBCF9		0.00	6,583.33	6,583.33			
08/01/24	08/25/24	FHMS K517 A2 FLOATING DTD 03/01/2024 5.355% 01/01/2029	3137HC2C5		0.00	11,981.81	11,981.81			

Managed Account Security Transactions & Interest

For the Month Ending **August 31, 2024**

CALIFORNIA JOINT POWERS INSURANCE AUTH

Transaction Type		Security Description	CUSIP	Par	Principal Proceeds	Accrued Interest	Total	Realized G/L Cost	Realized G/L Amort Cost	Sale Method
Trade	Settle									
INTEREST										
08/01/24	08/25/24	FHMS KJ46 A1 DTD 07/01/2023 4.777% 06/01/2028	3137HAD45		0.00	9,212.25	9,212.25			
08/01/24	08/25/24	FHMS K520 A2 FLOATING DTD 04/01/2024 5.180% 03/01/2029	3137HCKV3		0.00	7,338.33	7,338.33			
08/01/24	08/25/24	FHMS K508 A2 FLOATING DTD 10/01/2023 4.740% 08/01/2028	3137HAQ74		0.00	12,442.50	12,442.50			
08/01/24	08/25/24	FHMS KJ47 A1 DTD 09/01/2023 5.272% 08/01/2028	3137HAMN3		0.00	7,370.76	7,370.76			
08/01/24	08/25/24	FHMS K513 A2 FLOATING DTD 01/01/2024 4.724% 12/01/2028	3137HBFY5		0.00	7,046.63	7,046.63			
08/01/24	08/25/24	FHMS K061 A2 FLOATING DTD 01/01/2017 3.347% 11/01/2026	3137BTUM1		0.00	5,905.69	5,905.69			
08/05/24	08/05/24	FANNIE MAE DTD 08/05/2020 0.875% 08/05/2030	3135G05O2		0.00	23,231.25	23,231.25			
08/06/24	08/06/24	STATE STREET CORP (CALLABLE) DTD 02/07/2022 1.746% 02/06/2026	857477BR3		0.00	4,365.00	4,365.00			
08/10/24	08/10/24	PACCAR FINANCIAL CORP DTD 08/10/2023 4.950% 08/10/2028	69371RS64		0.00	56,677.50	56,677.50			
08/15/24	08/15/24	DCENT 2021-A1 A1 DTD 09/27/2021 0.580% 09/15/2026	254683CP8		0.00	468.83	468.83			
08/15/24	08/15/24	US TREASURY N/B DTD 02/16/2016 1.625% 02/15/2026	912828P46		0.00	8,125.00	8,125.00			
08/15/24	08/15/24	BACCT 2023-A2 A2 DTD 12/14/2023 4.980% 11/15/2028	05522RDH8		0.00	4,585.75	4,585.75			
08/15/24	08/15/24	HART 2023-C A3 DTD 11/13/2023 5.540% 10/16/2028	44918CAD4		0.00	3,070.08	3,070.08			
08/15/24	08/15/24	CARMX 2021-1 A3 DTD 01/27/2021 0.340% 12/15/2025	14316NAC3		0.00	6.66	6.66			
08/15/24	08/15/24	CARMX 2021-2 A3 DTD 04/21/2021 0.520% 02/17/2026	14314OAC8		0.00	55.81	55.81			
08/15/24	08/15/24	US TREASURY N/B DTD 02/15/2023 3.500% 02/15/2033	91282CGM7		0.00	32,112.50	32,112.50			
08/15/24	08/15/24	TAOT 2023-D A3 DTD 11/14/2023 5.540% 08/15/2028	89239FAD4		0.00	2,077.50	2,077.50			

Managed Account Security Transactions & Interest

For the Month Ending **August 31, 2024**

CALIFORNIA JOINT POWERS INSURANCE AUTH

Transaction Type		Security Description	CUSIP	Par	Principal Proceeds	Accrued Interest	Total	Realized G/L Cost	Realized G/L Amort Cost	Sale Method
Trade	Settle									
INTEREST										
08/15/24	08/15/24	TAOT 2021-C A3 DTD 09/27/2021 0.430% 01/15/2026	89239BAC5		0.00	117.07	117.07			
08/15/24	08/15/24	US TREASURY N/B DTD 08/15/2023 3.875% 08/15/2033	91282CHT1		0.00	14,240.63	14,240.63			
08/15/24	08/15/24	CHAIT 2024-A1 A DTD 01/31/2024 4.600% 01/16/2029	161571HV9		0.00	10,829.17	10,829.17			
08/15/24	08/15/24	US TREASURY N/B DTD 02/15/2024 4.000% 02/15/2034	91282CJZ5		0.00	27,300.00	27,300.00			
08/15/24	08/15/24	US TREASURY N/B DTD 02/15/2019 2.625% 02/15/2029	9128286B1		0.00	13,125.00	13,125.00			
08/15/24	08/15/24	HART 2021-C A3 DTD 11/17/2021 0.740% 05/15/2026	44935FAD6		0.00	119.20	119.20			
08/15/24	08/15/24	US TREASURY N/B DTD 08/15/2018 2.875% 08/15/2028	9128284V9		0.00	14,375.00	14,375.00			
08/15/24	08/15/24	US TREASURY N/B DTD 02/15/2001 5.375% 02/15/2031	912810FP8		0.00	89,359.38	89,359.38			
08/15/24	08/15/24	US TREASURY N/B DTD 08/15/2022 2.750% 08/15/2032	91282CFF3		0.00	42,143.75	42,143.75			
08/15/24	08/15/24	US TREASURY N/B DTD 08/15/2017 2.250% 08/15/2027	9128282R0		0.00	67,781.25	67,781.25			
08/16/24	08/16/24	GMCAR 2024-1 A3 DTD 01/17/2024 4.850% 12/18/2028	36268GAD7		0.00	1,192.29	1,192.29			
08/18/24	08/18/24	BANK OF AMERICA NA (CALLABLE) DTD 08/18/2023 5.526% 08/18/2026	06428CAA2		0.00	58,161.15	58,161.15			
08/25/24	08/25/24	FANNIE MAE DTD 08/27/2020 0.375% 08/25/2025	3135G05X7		0.00	17,090.63	17,090.63			
08/26/24	08/26/24	FANNIE MAE (CALLABLE) DTD 08/26/2020 0.600% 08/26/2025	3136G4U92		0.00	15,000.00	15,000.00			
08/31/24	08/31/24	US TREASURY N/B DTD 02/28/2023 4.000% 02/28/2030	91282CGO8		0.00	50,200.00	50,200.00			
08/31/24	08/31/24	US TREASURY N/B DTD 08/31/2020 0.250% 08/31/2025	91282CAJ0		0.00	5,468.75	5,468.75			
08/31/24	08/31/24	US TREASURY N/B DTD 03/01/2021 0.500% 02/28/2026	91282CBO3		0.00	16,662.50	16,662.50			

Managed Account Security Transactions & Interest

For the Month Ending **August 31, 2024**

CALIFORNIA JOINT POWERS INSURANCE AUTH

Transaction Type		Security Description	CUSIP	Par	Principal Proceeds	Accrued Interest	Total	Realized G/L Cost	Realized G/L Amort Cost	Sale Method
Trade	Settle									
Transaction Type Sub-Total					0.00	805,219.04	805,219.04			

MATURITY

08/09/24	08/09/24	JPMORGAN CHASE & CO CORP NOTES (CALLED, DTD 08/10/2021 0.768% 08/09/2024	46647PCM6	755,000.00	755,000.00	2,899.20	757,899.20	0.00	0.00	
08/20/24	08/20/24	TREASURY BILL BILLS DTD 04/23/2024 0.000% 08/20/2024	912797KY2	1,295,000.00	1,295,000.00	0.00	1,295,000.00	942.47	0.00	

Transaction Type Sub-Total				2,050,000.00	2,050,000.00	2,899.20	2,052,899.20	942.47	0.00	
-----------------------------------	--	--	--	---------------------	---------------------	-----------------	---------------------	---------------	-------------	--

PAYDOWNS

08/01/24	08/25/24	FHMS K507 A1 DTD 09/01/2023 4.800% 04/01/2028	3137HAMR4	7,619.96	7,619.96	0.00	7,619.96	119.58	0.00	
08/01/24	08/25/24	FHMS K061 A2 FLOATING DTD 01/01/2017 3.347% 11/01/2026	3137BTUM1	4,082.45	4,082.45	0.00	4,082.45	125.66	0.00	
08/01/24	08/25/24	FHMS KJ46 A1 DTD 07/01/2023 4.777% 06/01/2028	3137HAD45	1,474.80	1,474.80	0.00	1,474.80	0.04	0.03	
08/01/24	08/25/24	FHMS K506 A1 DTD 09/01/2023 4.650% 05/01/2028	3137HAMG8	1,173.64	1,173.64	0.00	1,173.64	17.55	0.00	
08/01/24	08/25/24	FHMS KJ47 A1 DTD 09/01/2023 5.272% 08/01/2028	3137HAMN3	3,155.07	3,155.07	0.00	3,155.07	0.02	0.01	
08/15/24	08/15/24	TAOT 2021-C A3 DTD 09/27/2021 0.430% 01/15/2026	89239BAC5	52,119.59	52,119.59	0.00	52,119.59	4.15	0.00	
08/15/24	08/15/24	HART 2021-C A3 DTD 11/17/2021 0.740% 05/15/2026	44935FAD6	27,663.36	27,663.36	0.00	27,663.36	6.17	0.00	
08/15/24	08/15/24	CARMX 2021-1 A3 DTD 01/27/2021 0.340% 12/15/2025	14316NAC3	14,852.02	14,852.02	0.00	14,852.02	2.94	0.00	
08/15/24	08/15/24	CARMX 2021-2 A3 DTD 04/21/2021 0.520% 02/17/2026	14314QAC8	33,622.65	33,622.65	0.00	33,622.65	7.24	0.00	

Transaction Type Sub-Total				145,763.54	145,763.54	0.00	145,763.54	283.35	0.04	
-----------------------------------	--	--	--	-------------------	-------------------	-------------	-------------------	---------------	-------------	--

SELL

08/01/24	08/02/24	AMAZON.COM INC DTD 04/13/2022 3.000% 04/13/2025	023135CE4	3,000,000.00	2,959,530.00	27,250.00	2,986,780.00	(35,700.00)	(39,364.54)	FIFO
----------	----------	--	-----------	--------------	--------------	-----------	--------------	-------------	-------------	------

Managed Account Security Transactions & Interest

For the Month Ending **August 31, 2024**

CALIFORNIA JOINT POWERS INSURANCE AUTH

Transaction Type		Security Description	CUSIP	Par	Principal Proceeds	Accrued Interest	Total	Realized G/L Cost	Realized G/L Amort Cost	Sale Method
Trade	Settle									
SELL										
08/05/24	08/06/24	MASTERCARD INC (CALLABLE) DTD 12/03/2019 2.000% 03/03/2025	57636QAN4	965,000.00	947,697.55	8,202.50	955,900.05	(57,446.45)	(22,423.00)	FIFO
08/05/24	08/06/24	NOVARTIS CAPITAL CORP (CALLABLE) DTD 02/14/2020 1.750% 02/14/2025	66989HAP3	1,125,000.00	1,104,930.00	9,406.25	1,114,336.25	(74,992.50)	(25,695.01)	FIFO
08/05/24	08/06/24	TOYOTA MOTOR CREDIT CORP DTD 02/13/2020 1.800% 02/13/2025	89236TGT6	420,000.00	413,023.80	3,633.00	416,656.80	(12,688.20)	(7,609.03)	FIFO
08/06/24	08/07/24	CHEVRON CORP (CALLABLE) DTD 05/11/2020 1.554% 05/11/2025	166764BW9	1,550,000.00	1,514,784.00	5,754.12	1,520,538.12	(96,534.00)	(44,290.62)	FIFO
08/08/24	08/09/24	FANNIE MAE DTD 06/19/2020 0.500% 06/17/2025	3135G04Z3	625,000.00	603,406.25	451.39	603,857.64	(20,300.00)	(21,372.45)	FIFO
08/08/24	08/09/24	CHEVRON CORP (CALLABLE) DTD 05/11/2020 1.554% 05/11/2025	166764BW9	650,000.00	634,965.50	2,469.13	637,434.63	(40,748.50)	(18,809.17)	FIFO
08/08/24	08/09/24	MASTERCARD INC (CALLABLE) DTD 12/03/2019 2.000% 03/03/2025	57636QAN4	1,265,000.00	1,242,913.10	10,963.33	1,253,876.43	(74,710.90)	(28,688.08)	FIFO
08/12/24	08/13/24	FANNIE MAE DTD 06/19/2020 0.500% 06/17/2025	3135G04Z3	535,000.00	516,644.15	416.11	517,060.26	(17,248.40)	(18,168.85)	FIFO
08/13/24	08/14/24	FANNIE MAE DTD 06/19/2020 0.500% 06/17/2025	3135G04Z3	1,940,000.00	1,874,408.60	1,535.83	1,875,944.43	(61,575.60)	(64,915.50)	FIFO
08/14/24	08/15/24	US TREASURY N/B DTD 05/01/2023 3.500% 04/30/2028	91282CHA2	1,295,000.00	1,285,085.16	13,178.74	1,298,263.90	(4,906.83)	(6,201.34)	FIFO
Transaction Type Sub-Total				13,370,000.00	13,097,388.11	83,260.40	13,180,648.51	(496,851.38)	(297,537.59)	
Managed Account Sub-Total					(504,345.54)	881,818.06	377,472.52	(495,625.56)	(297,537.55)	
Total Security Transactions					(504,345.54)	881,818.06	377,472.52	(\$495,625.56)	(\$297,537.55)	

CALIFORNIA JPIA

AGENDA REPORT

To: EXECUTIVE COMMITTEE

From: Alexander Smith, Chief Executive Officer

By: Jason McBride, Finance Director

Date: September 25, 2024

Subject: Preliminary Financial Statements for the Quarter Ended June 30, 2024

Preliminary quarterly financial statements for June 30, 2024, are attached. These preliminary financial statements do not include the results of the actuarial study or certain other annual adjustments that are completed in conjunction with the audit. The final audited financial statements will therefore supersede these preliminary statements upon completion of the audit.

Recommended Action

Receive and file.

California Joint Powers Insurance Authority
Statement of Net Position
6/30/2024 (preliminary)

	Primary Liability	Primary WC	Insurance Programs	Excess Liability	Excess WC	Central Coast Cities	Sequoia Pacific	Eliminations	Total
ASSETS									
CURRENT ASSETS:									
Cash and investments	\$ 161,446,838	\$ 150,256,995	\$ 774,852	\$ 11,820,772	\$ 10,598,199	\$ 1,617,837	\$ 95,501,642		\$ 432,017,135
Interest receivable	723,684	663,377	-	75,384	45,230	18,844	-		1,526,519
Retrospective deposits receivable	501,368	853,780	-	-	-	-	-		1,355,148
Contributions receivable	-	-	-	-	-	-	-		-
Due to/from	5,000,000	-	-	-	-	-	-	(5,000,000)	-
Accounts receivable	32,267	23,925	29,149	9,634	14,139	-	-		109,114
Excess Recoveries Receivable	-	21,471	7,133,805	-	-	331,156	-	-	7,486,432
Prepaid expenses	1,564,554	522,494	(293,755)	(702,831)	(69,793)	-	17,431		1,038,100
TOTAL CURRENT ASSETS	169,268,711	152,342,042	7,644,051	11,202,959	10,587,775	1,967,837	95,519,073	(5,000,000)	443,532,448
NON-CURRENT ASSETS:									
Investment in Captive	9,858,000	9,294,000	348,000	408,000	92,000	-	-	(20,000,000)	-
Retrospective deposits receivable	1,968,625	25,324	-	-	-	-	-		1,993,949
Salvaged assets	1,200,000	-	-	-	-	-	-		1,200,000
Capital assets, not being depreciate	1,806,876	1,364,349	52,857	203,586	120,778	-	-		3,548,446
Capital assets, net of depreciation	2,148,244	1,951,760	155,121	539,008	363,734	-	-		5,157,867
Net pension assets	66,993	67,314	7,267	25,946	16,796	-	-		184,316
TOTAL NON-CURRENT ASSETS	17,048,738	12,702,747	563,245	1,176,540	593,308	-	-	(20,000,000)	12,084,578
TOTAL ASSETS	186,317,449	165,044,789	8,207,296	12,379,499	11,181,083	1,967,837	95,519,073	(25,000,000)	455,617,026
DEFERRED OUTFLOWS OF RESOURCES	941,262	945,770	102,108	364,536	235,973	-	-		2,589,649
LIABILITIES									
CURRENT LIABILITIES:									
Accounts payable	49,976	73,696	7,343	32,721	27,528	-	82,407		273,671
Compensated absences	240,674	237,220	24,582	77,606	47,251	-	-		627,333
Due to/from	-	-	5,000,000	-	-	-	-	(5,000,000)	-
Unearned contributions	4,068,219	2,695,776	1,850,893	2,259,015	1,109,944	-	-		11,983,847
Member distributions payable	9,979	-	-	-	-	-	-		9,979
Retrospective refunds payable	12,542	804,939	-	-	-	-	-		817,481
TOTAL CURRENT LIABILITIES	4,381,390	3,811,631	6,882,818	2,369,342	1,184,723	-	82,407	(5,000,000)	13,712,311
NON-CURRENT LIABILITIES:									
Claims payable	116,484,951	96,742,561	-	10,550,286	3,695,969	1,025,062	33,341,039		261,839,868
Retrospective refunds payable	-	-	-	-	-	-	-		-
Member distributions payable	7,500,443	-	-	-	-	-	-		7,500,443
Net pension liability	1,478,382	1,485,463	160,376	572,554	370,628	-	-		4,067,403
Net OPEB liability	413,364	415,343	44,842	160,089	103,630	-	-		1,137,268
TOTAL NON-CURRENT LIABILITIES	125,877,140	98,643,367	205,218	11,282,929	4,170,227	1,025,062	33,341,039	-	274,544,982
TOTAL LIABILITIES	130,258,530	102,454,998	7,088,036	13,652,271	5,354,950	1,025,062	33,423,446	(5,000,000)	288,257,293
DEFERRED INFLOWS OF RESOURCES	73,182	73,532	7,939	28,342	18,347	-	-		201,342
NET POSITION									
Invested in capital assets	3,955,120	3,316,109	207,978	742,594	484,512	-	-		8,706,313
Unrestricted	52,971,879	60,145,920	1,005,451	(1,679,172)	5,559,247	942,775	-		118,946,100
Paid In Capital	-	-	-	-	-	-	20,000,000	(20,000,000)	-
Earned surplus/(deficit)	-	-	-	-	-	-	42,095,627		42,095,627
TOTAL NET POSITION	\$ 56,926,999	\$ 63,462,029	\$ 1,213,429	\$ (936,578)	\$ 6,043,759	\$ 942,775	\$ 62,095,627	\$ (20,000,000)	\$ 169,748,040

California Joint Powers Insurance Authority
Statement of Revenues, Expenses, and Changes in Net Position
For the Quarter Ended June 30, 2024 (preliminary)

	Primary Liability	Primary WC	Insurance Programs	Excess Liability	Excess WC	Central Coast Cities	Sequoia Pacific	Eliminations	Total
OPERATING REVENUES									
Contributions	\$ 53,976,000	\$ 40,559,100	\$ 28,443,882	\$ 10,614,926	\$ 5,259,439	\$ -	14,360,000	\$ (14,360,000)	\$ 138,853,347
Retrospective adjustments, net	459,734	(59,140)	-	-	-	-	-	-	400,594
Miscellaneous Income	236,228	212,389	1,126,030	63,213	42,252	-	-	-	1,680,112
Total Operating Revenues	54,671,962	40,712,349	29,569,912	10,678,139	5,301,691	-	14,360,000	(14,360,000)	140,934,053
OPERATING EXPENSES									
Coverages:									
Claim payments	31,566,116	24,551,185	6,860,292	12,589,609	-	143,906	14,046,591	-	89,757,699
Change in claim reserves	5,047,451	(415,075)	-	(7,246,609)	1,169,000	-	2,668,409	-	1,223,176
Claims administration	2,308,114	2,819,394	-	930,594	1,077,671	23,175	-	-	7,158,948
State assessment	-	1,316,962	-	-	-	-	-	-	1,316,962
Excess and re-insurance premiums	10,783,034	3,394,039	24,863,345	4,377,464	1,156,643	-	-	(14,360,000)	30,214,525
Broker fees	183,286	61,095	446,930	51,931	9,164	-	-	-	752,406
Contractual services:									
Legal services	70,644	32,675	3,532	21,630	7,964	-	3,848	-	140,293
Technology support	105,860	107,551	11,615	41,084	26,498	-	-	-	292,608
Risk management evaluations	24,554	25,097	2,712	9,540	6,142	-	-	-	68,045
Loss control services	342,008	339,732	45,691	132,117	83,408	-	-	-	942,956
Audit services	31,016	39,863	1,472	12,408	3,317	-	30,700	-	118,776
Actuarial services	34,719	34,966	3,773	13,454	8,699	3,850	69,434	-	168,895
Employment law resource	7,983	-	-	2,994	-	-	-	-	10,977
CRM	121,989	124,291	13,426	47,368	30,526	-	-	-	337,600
RMIS	91,586	94,099	10,173	35,615	22,897	-	-	-	254,370
Other contractual services	135,408	117,257	697,451	67,870	28,943	19,200	67,205	-	1,133,334
General and administrative:									
Salaries and employee benefits	3,273,180	3,045,956	304,563	1,074,181	624,798	-	-	-	8,322,678
Member training and meetings	2,258,250	2,303,720	258,582	872,955	562,936	-	51,715	-	6,308,158
Licensing and renewals	59,625	59,150	6,392	22,457	14,454	-	7,500	-	169,578
Office expenses	114,641	148,293	12,215	43,402	29,639	-	5,250	-	353,440
Depreciation	313,188	211,945	6,984	44,434	16,207	-	-	-	592,758
LMS	290,002	293,220	31,653	112,455	72,630	-	-	-	799,960
Utilities and miscellaneous expenses	318,030	317,653	34,312	121,138	78,036	-	-	-	869,169
Member Distributions	-	-	-	-	-	-	-	-	-
TOTAL OPERATING EXPENSES	57,480,684	39,023,068	33,615,113	13,378,091	5,029,572	190,131	16,950,652	(14,360,000)	151,307,311
OPERATING INCOME (LOSS)	(2,808,722)	1,689,281	(4,045,201)	(2,699,952)	272,119	(190,131)	(2,590,652)	-	(10,373,258)
NON-OPERATING REVENUES (EXPENSES)									
Gain (loss) on disposal of fixed assets	-	-	-	-	-	-	-	-	-
Investment income	4,786,094	4,395,069	19,409	555,868	286,255	75,805	2,337,040	-	12,455,540
Investment and bank services	(82,933)	(83,220)	(8,924)	(32,125)	(20,752)	-	(190,345)	-	(418,299)
Unrealized gain/(loss) on investments	2,935,121	3,167,184	-	282,169	171,046	20,849	8,801,934	-	15,378,303
TOTAL NON-OPERATING REV (EXP)	7,638,282	7,479,033	10,485	805,912	436,549	96,654	10,948,629	-	27,415,544
PAID-IN CAPITAL	-	-	-	-	-	-	-	-	-
CHANGE IN NET POSITION	4,829,560	9,168,314	(4,034,716)	(1,894,040)	708,668	(93,477)	8,357,977	-	17,042,286
BEGINNING NET POSITION	52,097,439	54,293,715	5,248,145	957,462	5,335,091	1,036,252	53,737,650	(20,000,000)	152,705,754
ENDING NET POSITION	\$ 56,926,999	\$ 63,462,029	\$ 1,213,429	\$ (936,578)	\$ 6,043,759	\$ 942,775	62,095,627	\$ (20,000,000)	\$ 169,748,040

CALIFORNIA JPIA

AGENDA REPORT

To: EXECUTIVE COMMITTEE

From: Alexander Smith, Chief Executive Officer

By: Veronica Ruiz, Agency Clerk

Date: September 25, 2024

Subject: Biennial Review of the California JPIA Conflict-of-Interest Code

Under the Political Reform Act, all public agencies are required to adopt a conflict-of-interest code, which the Authority did in 1980. A code designates positions required to file Statements of Economic Interests (Form 700) and assigns disclosure categories specifying the types of interests to be reported.

The Form 700 is a public document intended to alert public officials and members of the public to the types of financial interests that may create conflicts of interest. The Political Reform Act requires every government agency to review its conflict-of-interest code biennially to determine if it is accurate or, alternatively, that the code must be amended.

The California JPIA Conflict-of-Interest Code accurately designates all positions that make or participate in the making of governmental decisions; the disclosure categories assigned to those positions accurately require the disclosure of all investments, business positions, interests in real property, and sources of income and gifts that may foreseeably be affected materially by the decisions made by those holding the designated positions; and the Code includes all other provisions required by GC §87303.

As part of the biennial review process and due to recent changes in staffing and titles, staff has reviewed the Authority's Conflict of Interest Code and the current list of positions listed in the Code. Staff recommends that three positions (Assistant Executive Officer, Deputy Executive Officer, and Risk Manager) be removed as Designated Positions from the Authority's Conflict-of-Interest Code.

Staff also recommends the following new positions be added as Designated Positions to the Authority's Conflict-of-Interest Code.

<u>Designated Position</u>	<u>Assigned Disclosure Category</u>
Claims and Insurance Director	1,2,3
Risk Services Director	1,3
Technology Project Manager	1,2
Chief Operating Officer	1,2,3
Chief Administrative Officer	1,2,3
Assistant to the Chief Executive Officer	1,2

The positions involve the making or participating in the making of decisions which may foreseeably have a material impact on the financial interest of the Authority. The addition of the designated positions is considered a substantive change according to the Fair Political Practices Commission (FPPC) and therefore requires an amendment to the Authority's Conflict-of-Interest Code.

Codes are not effective until they have been approved by an agency's code reviewing body (GC §87303). The code reviewing body for multi-county agencies, such as the Authority, is the FPPC. Thus, after the Executive Committee reviews and adopts the revised Conflict-of-Interest Code, it will be forwarded to the FPPC for final review along with the attached signed Declaration and minutes of today's meeting documenting approval of the proposed Code revision.

The 2022 Biennial Review was approved by the FPPC on February 24, 2023 and was effective March 26, 2023, which was 30 days after the Commission's approval of the code. A red-lined version of the code with the proposed changes is attached to this report.

Recommended Action

Approve and adopt the revised California JPIA Conflict-of-Interest Code, and direct staff to forward the Conflict-of-Interest Code to the FPPC for final review and approval.

CALIFORNIA JOINT POWERS INSURANCE AUTHORITY

CONFLICT-OF-INTEREST CODE

The Political Reform Act (Government Code Sections 81000, et seq.) requires state and local government agencies to adopt and promulgate conflict-of-interest codes. The Fair Political Practices Commission has adopted a regulation (2 California Code of Regulations, Section 18730) that contains the terms of a standard conflict-of-interest code, which can be incorporated by reference in an agency's code. After public notice and hearing, it may be amended by the Fair Political Practices Commission to conform to amendments in the Political Reform Act. Therefore, the terms of 2 California Code of Regulations, Section 18730, and any amendments to it duly adopted by the Fair Political Practices Commission are hereby incorporated by reference. This regulation and the attached Appendices, designating positions and establishing disclosure categories, shall constitute the conflict-of-interest code of the **California Joint Powers Insurance Authority (Authority)**.

Individuals holding designated positions shall file their statements of economic interests with the **Authority**, which will make the statements available for public inspection and reproduction (Gov. Code Sec. 81008.). All statements will be retained by the **Authority**.

APPENDIX A
DESIGNATED POSITIONS

<u>Designated Position</u>	<u>Assigned Disclosure Category</u>
California JPIA Attorney	1,2,3
Assistant Executive Officer	1,2,3
Deputy Executive Officer	1,2,3
Business Projects Manager	1,2
Administrative Services Director	1,2
Insurance Programs Manager	2,3
Liability Program Manager	1,2,3
Claims and Insurance Director	1,2,3
Risk Services Director	1,3
Senior Risk Manager	1,3
Risk Manager	1,3
Workers' Compensation Program Manager	1,2,3
Management Analyst	1,2
Administrative Analyst	1,2
Training Manager	1,2
Training Coordinator	1,2
Senior Training Specialist	1,2
Agency Clerk	1,2
Communications Director	1,2
Employment Practices Manager	1,2
Technology Project Manager	1,2
Chief Operating Officer	1,2,3
Chief Administrative Officer	1,2,3
Assistant to the Chief Executive Officer	1,2
Consultants/New Positions	*

*Consultants/New Positions shall be included in the list of designated employees and shall disclose pursuant to the broadest disclosure category in the code subject to the following limitation:

*With respect to consultants or new positions, the Chief Executive Officer may determine in writing that a particular consultant or new position, although a “designated position,” is hired to perform a range of duties that are limited in scope and thus, is not required to comply with the disclosure requirements described in this section. Such determination shall include a description of the consultant or new position’s duties and, based upon that description, a statement of the extent of disclosure requirements. The Chief Executive Officer’s determination is a public record and shall be retained for public inspection in the same manner and location as this conflict-of-interest code. (Gov. Code Sec. 81008.)

Officials Who Manage Public Investments:

The following positions are NOT covered by the code because they must file under Government Code Section 87200 and, therefore, are listed for informational purposes only:

1. Executive Committee Members
2. Chief Executive Officer
3. Treasurer
4. Finance Director
5. Consultants who manage public investments

An individual holding one of the above listed positions may contact the Fair Political Practices Commission for assistance or written advice regarding their filing obligations if they believe that their position has been categorized incorrectly. The Fair Political Practices Commission makes the final determination whether a position is covered by section 87200.

APPENDIX B
DISCLOSURE CATEGORIES

Disclosure Category 1

Designated positions in this category must disclose investments and business positions in business entities and sources of income, including gifts, loans and travel payments, from entities that filed a claim, or have a claim pending, against the Authority during the previous two years.

Disclosure Category 2

Designated positions in this category must disclose investments and business positions in business entities and sources of income, including gifts, loans and travel payments, if the business entities or sources of income are of the type that contract with the Authority to provide goods, services (including financial institutions), materials, supplies, or lease space to the Authority.

Disclosure Category 3

Designated positions in this category must disclose investments and business positions in business entities and sources of income, including gifts, loans and travel payments, which are insurance companies, carriers, holding companies, underwriters, lawyers, agents, solicitors, or brokers.

Approved by FPPC: February 24, 2023
Effective: March 26, 2023

2024 BIENNIAL REVIEW CERTIFICATION FORM

Submit now or no later than October 1, 2024

Name of Agency: _____

Name of Agency Head: _____

Mailing Address: _____

City: _____ State: _____ Zip Code: _____

Agency Code Officer: _____ Office Phone No.: _____

E-Mail Address: _____

Accurate disclosure is essential to monitor whether officials have conflicts of interest and to help ensure public trust in government. The biennial review examines current programs to ensure that the agency's code includes disclosure by those agency officials who make or participate in making governmental decisions.

This agency has reviewed its conflict of interest code and has determined that (check one box):

1. AN AMENDMENT IS REQUIRED (Check all that apply. You have 90 days to submit your changes):

Include new positions

- Revise disclosure categories
- Revise the titles of existing positions
- Delete titles of positions that have been abolished and/or positions that no longer make or participate in making governmental decisions
- Other (describe) _____

2. NO AMENDMENT IS REQUIRED.

(If your code has not been amended in more than five years, amendments may be necessary.)

Verification (to be completed EVEN if no amendment is required)

This agency's conflict of interest code accurately designates all positions that make or participate in the making of governmental decisions. The disclosure categories assigned to those positions accurately require the disclosure of all investments, business positions, interests in real property, and sources of income that may foreseeably be affected materially by the decisions made by those holding designated positions. The code includes all other provisions required by Government Code Section 87302.

Signature of Agency Head or Designee

Date

All agencies must complete and return this notice even if no amendment is required, and regardless of how recently your code was approved or amended. Please submit this notice electronically no later than October 1, 2024 to COICODES-Desk@bos.lacounty.gov

PLEASE DO NOT RETURN THIS FORM TO THE FPPC

CALIFORNIA
JOINT POWERS INSURANCE AUTHORITY

8081 Moody Street, La Palma, California 90623-2045
(800) 229-2343 FAX (562) 860-4992

RESOLUTION NO. 2024-09 WR

A RESOLUTION OF THE EXECUTIVE COMMITTEE OF
THE BOARD OF DIRECTORS OF THE
CALIFORNIA JOINT POWERS INSURANCE AUTHORITY
ALLOWING CERTAIN CLAIMS AND DEMANDS
IN THE TOTAL AMOUNT OF \$40,145,146.04

The Executive Committee of the CALIFORNIA JOINT POWERS INSURANCE AUTHORITY does find and resolve as follows:

SECTION 1: The Treasurer or his designated representative, hereby certifies, and the Chief Executive Officer hereby approves the accuracy of the demands set out in Exhibit A, which is attached hereto and incorporated herein by this reference, and to the availability of funds for payment thereof.

Jose Gomez, Treasurer

Alexander Smith, Chief Executive Officer

SECTION 2: The list of claims and demands on Exhibit A have been audited as required by law and that the same are hereby allowed in the amount as hereafter set forth.

ADOPTED AND APPROVED the 25th day of September 2024.

Margaret Finlay, President

I, Tom Chavez, do hereby certify that I am the duly appointed Secretary of the CALIFORNIA JOINT POWERS INSURANCE AUTHORITY, and the foregoing is a true and correct copy of Resolution No. 2024-09 WR adopted by the Executive Committee of said Authority at a regular meeting thereof on the 25th day of September and entered into the minutes of said meeting.

DATED: September 25, 2024

Tom Chavez, Secretary

CALIFORNIA JOINT POWERS INSURANCE AUTHORITY

WARRANT REGISTER

From: 8/1/2024 To: 8/31/2024

CHECK NUMBER	PAYEE	AMOUNT	DESCRIPTION
DISBURSEMENT			
24439	ACS Billing Service	\$255.64	Sanitation service, 6/24
24440	B & B Pressure Washing	\$950.00	Facility maintenance, power wash
24441	City of Big Bear Lake	\$450.50	Check refund check 19269
24442	City of Brawley	\$20,000.00	AC overpayment refund
24443	Collins + Collins, LLP	\$551.95	Legal services, 6/24
24444	Davco Electric	\$1,575.00	Yosemite parking lot lights
24445	Fireline Defense LLC	\$20,706.00	Wildfire Risk Assessments; 5/13/24, Bradbury, 5/13/24, San Dimas, 5/13, La Verne, 5/20/24, Rancho Palos Verdes, 5/20/24, Malibu, 5/20/24, Monrovia
24446	Hart Mechanical Inc.	\$11,350.00	HVAC coil and repair, Redwood
24447	City of Paso Robles	\$5,541.11	Cordico reimbursement
24448	Sedgwick Claims Management Services Inc.	\$12,462.35	Mandated Reporter workshops, 5/7/24, Dana Point, 5/9/24, San Clemente, 5/29/24, Chino Hills; Office Ergonomics workshop, 5/14/24, Camarillo; Risk Tech program, 5/24
24449	Smart System Technologies, Inc.	\$329.70	Security system, 7/24
24450	Southern California Security Centers, Inc.	\$418.88	Facility maintenance, lock replacement
24451	The Standard Insurance Company	\$7,004.08	AD&D, LIFE, LTD & STD, 8/24
24452	United Elevator Company	\$290.00	Elevator maintenance, 7/24
24453	Vision Service Plan - Ca	\$1,172.22	Vision premium, 8/24
24454	West Coast Arborists, Inc.	\$3,600.00	Landscape, tree pruning
24455	Wex Bank	\$473.49	Authority vehicle fuel, 7/24
24497	City of Alhambra	\$335.00	Refreshments for training workshop, 7/31/24
24498	City of Aliso Viejo	\$205.00	Refreshments for training workshop, 7/22/24
24499	Town of Apple Valley	\$505.00	Refreshments for training workshops, 7/10/24 - 7/12/24
24500	City of Arroyo Grande	\$40.00	Refreshments for training workshop, 7/8/24
24501	City of Bell Gardens	\$705.00	Refreshments for training workshops, 7/11, 7/25
24502	Bickmore Actuarial	\$6,000.00	Excess member studies, 3/31/24, 6/30/24, Hermosa Beach
24503	City of Big Bear Lake	\$60.00	Refreshments for training workshop, 7/18/24
24504	City of Brawley	\$1,020.00	Refreshments for training workshop, 7/1/24
24505	City of Calabasas	\$175.00	Refreshments for training workshop, 7/23/24
24506	City of Chino Hills	\$1,125.00	Refreshments for training workshops, 7/2, 7/3, 7/17
24507	City of Commerce	\$900.00	Refreshments for training workshops, 7/13, 7/30, 7/31
24508	City of El Centro	\$2,730.00	Refreshments for training workshops, 7/22/24 - 7/25/24
24509	FedEx Office	\$490.88	Marketing conference and training supplies, 7/16/24
24510	City of Fountain Valley	\$955.00	Refreshments for training workshops, 7/8/24 - 7/9/24, 7/31/24
24511	City of Grand Terrace	\$330.00	Refreshments for training workshop, 7/25/24
24512	City of Grover Beach	\$720.00	Refreshments for training workshops, 7/10/24 - 7/11/24
24513	Hermosa Beach	\$810.00	Refreshments for training workshops, 7/24/24, 7/27/24
24514	City of Imperial	\$860.00	Refreshments for training workshops, 7/9/24 - 7/10/24, 7/31/24
24515	James Marta & Company	\$5,000.00	Financial statement audit, YE 6/30/24
24516	City of La Quinta	\$210.00	Refreshments for training workshop, 7/11/24
24517	City of La Verne	\$335.00	Refreshments for training workshops, 7/18/24, 7/23/24
24518	City of Laguna Niguel	\$335.00	Refreshments for training workshops, 7/23/24, 7/30/24
24519	City of Lake Elsinore	\$210.00	Refreshments for training workshop, 7/8/24
24520	City of Lakewood	\$630.00	Refreshments for training workshop, 7/24/24
24521	City of Monrovia	\$65.00	Refreshments for training workshop, 7/9/24
24522	City of Moorpark	\$40.00	Refreshments for training workshop, 7/11/24
24523	NATEC International, Inc.	\$1,910.00	Asbestos Cement Pipe workshop, 7/18/24, La Verne
24524	City of Norwalk	\$140.00	Refreshments for training workshop, 7/10/25
24525	City of Pacific Grove	\$510.00	Refreshments for training workshop, 7/11/24
24526	City of Palm Desert	\$840.00	Refreshments for training workshop, 7/31/24
24527	City of Palos Verdes Estates	\$245.00	Refreshments for training workshops, 7/17/24, 7/23/24
24528	City of Paramount	\$2,670.00	Refreshments for training workshops, 7/10/24, 7/15/24- 7/16/24
24529	City of Port Hueneme	\$630.00	Refreshments for training workshop, 7/24/24
24530	City of Poway	\$95.00	Refreshments for training workshop, 7/10/24
24531	City of San Dimas	\$540.00	Refreshments for training workshops, 7/17/24, 7/20/24
24532	City of Santa Clarita	\$125.00	Refreshments for training workshop, 7/24/24
24533	City of Signal Hill	\$595.00	Refreshments for training workshops, 7/10/24, 7/23/24 - 7/24/24, 7/30/24-7/31/24
24534	City of South El Monte	\$4,315.00	Refreshments for training workshops, 7/8/24, 7/11/24, 7/18/25
24535	Southern California Edison Company	\$5,550.41	Electricity charge 7/24
24536	City of Stanton	\$40.00	Refreshments for training workshop, 7/2/24

CALIFORNIA JOINT POWERS INSURANCE AUTHORITY

WARRANT REGISTER

From: 8/1/2024 To: 8/31/2024

CHECK NUMBER	PAYEE	AMOUNT	DESCRIPTION
24537	City of Vista	\$1,140.00	Refreshments for training workshops, 7/17/24 - 7/18/24
24538	ACS Billing Service	\$3,051.89	Water service, 5/14/24 - 7/22/24; Sanitation service, 7/24
24539	Bishop Consulting	\$20,745.33	Supervisor essential skills workshop, 6/6/24, Poway, 6/13/24, La Quinta
24540	City of Brawley	\$1,749.75	Cordico mental health and stress management services 7/1/2023 - 6/30/2024
Multiple	Participating LTF Committee Members	\$3,250.00	LTF Oversight Committee meeting, 10/11/23
24542	Collins + Collins, LLP	\$9,034.16	Public Works Academy 6/25/25 - 6/27/24, speaker fees
24543	Constangy, Brooks, Smith & Prophete LLP	\$453.00	Cyber incident coaching
24544	Extermetics of Southern California, Inc.	\$128.30	Pest control, 7/24
24545	Identity Theft Guard Solutions, Inc.	\$3,276.28	Cyber incident communication
24546	City of Imperial	\$1,156.02	Cordico mental health and stress management services 8/1/2024 - 7/31/2025
24547	JSB Home Improvement, Inc.	\$3,000.00	Fence installation
24548	Juve Creative, Inc.	\$45,856.40	Academies graphic design; LMS development; 2024 RMEF, graphic design; Conference campaign; Website updates; Website Newsletter & maintenance
24549	Mastery Training Services	\$34,500.00	1 yr E-learning licensing
24550	Occupational Health Centers of California	\$69.00	Pre-employment physical
24551	Marlin Leasing Corp	\$2,833.88	Printer lease, 8/24
24552	Pitney Bowes Global Financial Services LLC	\$186.32	Postage meter rental, 9/24 - 11/24
24553	Protelligent	\$21,912.30	CRM and tech support, 9/24; Licensing & renewal
24554	San Gabriel Valley City Managers' Association	\$2,500.00	San Gabriel Valley City Managers' Association sponsorship 2024-25
24555	Sedgwick Claims Management Services Inc.	\$15,566.63	Mandated Reporter workshops, 5/29/24, Chino Hills, 6/7/24, Vista, 6/10/24, Laguna Niguel, 6/11/24, La Verne, 6/12/24, Lemon Grove, 6/19/24, Lakewood, 6/20/24, Fountain Valley, 6/27/24, Brawley; Risk Tech program, 6/24
24556	Tripepi, Smith & Associates, Inc.	\$7,475.08	2024 RMEF and marketing support, 7/24
24557	Xerox Corporation	\$1,503.00	Records scanning project
24560	Citi Cards	\$1,667.36	Office refreshments and supplies; 2024 BOD flowers
24561	Civica Law Group, APC	\$1,434.80	Webinar preparation, 7/24
24562	Collins + Collins, LLP	\$325.00	Legal service, 7/24
24565	Employment Check, Inc.	\$35.50	Pre-employment background check
24566	Entertainment Services LA Inc.	\$600.00	BOD Meeting audio visual support, 7/24
24570	NATEC International, Inc.	\$1,165.00	Asbestos Cement Pipe workshop, 7/31/24, Fountain Valley
24573	Purchase Power	\$100.00	Postage fee
24574	QDOxs	\$966.96	Xerox printer meter
24576	Tripepi, Smith & Associates, Inc.	\$11,962.13	Monthly retainer, 8/24
24577	Kutak Rock LLP	\$11,607.44	Legal service
24578	Wex Bank	\$295.47	Authority vehicles' fuel, 8/24
20240812	American Express	\$60,699.43	Business expenses
EFT1010025	MissionSquare Retirement - 303081	\$23,525.82	Deferred compensation, 6/29/24 - 7/12/24
EFT1010026	U.S. Bank N.A. Minnesota	\$1,929.79	PARS Excess benefit contribution, 6/29/24 - 7/12/24
EFT1010027	Health and Human Resource Center, Inc.	\$57.42	Employee assistance premium, 8/24
EFT1010028	Steven F. Albrecht	\$6,795.29	Security assessments, 7/8/24, Agoura Hills, 7/15/24, Ojai; Stress Management workshop, 7/18/24, Norwalk
EFT1010029	Athens Administrators	\$336,933.75	WC Claims admin fee, 8/24
Multiple	California JPIA Employees	\$4,872.32	Business expense reimbursement
EFT1010031	CallTower Inc.	\$544.51	Telephone service, 8/24
Multiple	Executive Committee Members	\$6,786.68	Executive Committee meeting, 7/24/24
EFT1010034	Delta Dental	\$4,783.58	Delta premium, 8/24
EFT1010035	Ergo Solutions, Inc.	\$2,004.24	Ergonomics evaluations and workshop, 7/29/24, Indian Wells, 7/17/24, Chino Hills
EFT1010037	FORTIS Resource Partners, Inc.	\$2,176.00	Accounting temporary support
EFT1010041	Harbinger Horizon	\$7,089.43	Team Building and Team Communications workshops; 7/10/24 - 7/12/24, Apple Valley
EFT1010047	Charles Schwab	\$625.81	401A plan contribution, 7/31/24
EFT1010048	Triden Group Corporation	\$16,427.00	Cyber assessments, 5/24 and 6/24
EFT1010052	Arthur J. Gallagher Risk Management Services, LLC	\$23,550.84	Railroad Quiet Zone 24-25, Dana Point
EFT1010053	FORTIS Resource Partners, Inc.	\$2,176.00	Account temp support
EFT1010054	Nadel	\$1,043.28	2024 RMEF staff attire
EFT1010055	JW Software	\$19,500.00	FileHandler hosting fee
EFT1010056	MissionSquare Retirement - 303081	\$23,515.82	Deferred compensation, 7/27/24 - 8/9/24
EFT1010057	U.S. Bank N.A. Minnesota	\$1,846.81	PARS Excess benefit contribution, 7/27/24 - 8/9/24
EFT1010058	Steven F. Albrecht	\$555.30	Cancelled training travel reimbursement
EFT1010059	Alliant Insurance Services	\$19,340,490.23	2024-25 property insurance premium
EFT1010060	Arthur J. Gallagher Risk Management Services, LLC	\$251,552.84	2024-25 Malpractice insurance premium; 2024-25 Quiet Zone insurance premium, San Juan Capistrano, San Clemente
EFT1010061	Jeff Bills	\$3,000.00	Monthly retainer, 8/24
EFT1010062	Burke, Williams & Sorensen	\$3,000.00	Harassment Prevention workshop, 5/7/24, Alhambra

CALIFORNIA JOINT POWERS INSURANCE AUTHORITY

WARRANT REGISTER

From: 8/1/2024 To: 8/31/2024

CHECK NUMBER	PAYEE	AMOUNT	DESCRIPTION
EFT1010063	CBIZ Valuation Group, LLC	\$138,000.00	Member properties appraisals
EFT1010064	Citrin Cooperman Advisors LLC	\$7,258.00	CRM development
EFT1010065	Computer Science Corporation Tribridge Holdings LLC	\$46,900.00	LMS maintenance and development, 8/24
EFT1010066	Dychelon LLC	\$14,842.17	Leadership Series workshops, 7/8/2024 Signal Hill , 7/11/2024 Morro Bay; Communication Skills workshop, 7/9/2024 Paramount; Workplace Harassment Prevention t Prevention workshops, 7/10/2024 and 7/17/24, Hermosa Beach; De-escalation Techniques workshop, 7/16/2024 Claremont
EFT1010067	Embark Safety	\$4,313.00	Driver monitoring 7/2024
EFT1010068	FORTIS Resource Partners, Inc.	\$2,176.00	Accounting temp support
EFT1010069	Guy Carpenter & Company, LLC	\$8,987,064.80	2024-25 Liability Re-insurance premium; 2024-25 Primary Workers' Compensation insurance premium
EFT1010070	Guy Carpenter Broking, Inc.	\$3,048,662.00	2024-25 Excess/RE liability premium
EFT1010071	Independent Consulting & Risk Management Services, LLC	\$13,134.36	Executive consulting retainer and Executive consulting, 7/24
EFT1010072	Nadel	\$10,624.81	Marketing conference and training academies supplies
EFT1010073	Lexipol LLC	\$439,361.44	Lexipol fire 7/1/2024-6/30/2025; Lexipol police 7/1/2024-6/30/2025
EFT1010075	OC CPR Training	\$116,950.65	CPR/AED/First-Aid Safety workshops, 7/1/24, Brawley, 7/10/24 - 7/11/24, Grover Beach, 7/10/24, South El Monte, 7/11/24, Signal Hill, 7/13/24, Commerce, 6/17/24, Indian Wells, 6/17/24 - 6/18/24, Claremont, 6/19/24, Poway, 6/20/24 - 6/22/24, Rancho Palos Verdes, 6/20/24, Laguna Hills, 6/26/24, Lomita, 6/26/24, Santa Clarita, 6/27/24, Lemon Grove, 6/28/24, La Mirada, 6/29, 6/3/24 - 6/4/24, Chino Hills, 6/5/24, La Mirada, 6/5/24 - 6/6/24, Pacific Grove, 6/6/24, Hermosa Beach, 6/7/24, Santa Fe Springs, 6/8/24, Moorpark, 6/8/24, South El Monte, 6/10/24 - 6/11/24, El Centro, 6/10/24 - 6/13/24
EFT1010076	PARS	\$1,000.00	Retirement plan administration fee, 6/24
EFT1010077	Public Sector Excellence	\$9,843.76	Building a Workplace of Mutual Respect workshops, 7/9/24 - 7/10/24, Imperial; Dealing Successfully with Customers workshops, 7/17/25 and 7/25/24, Loma Linda
EFT1010078	Randy Crump Consulting	\$3,837.50	Server upgrade; 4D server licenses
EFT1010079	Charles Schwab	\$625.81	401A plan contribution, 8/14/24
EFT1010080	STOPit Solutions	\$16,513.00	Anonymous reporting
EFT1010081	Technology Management Concepts	\$500.00	Accounting support, 7/24
EFT1010082	W.T. Durant, Inc.	\$11,935.90	Big Sur building expense
EFT1010083	Arete Advisors LLC	\$6,320.00	Cyber incident, 7/24
EFT1010087	Amy Dolson	\$1,045.00	RME report layout; Risk Tech, 8/24
EFT1010088	Ergo Solutions, Inc.	\$1,681.35	Ergonomics workshop, 8/6/24, Paramount
EFT1010091	FORTIS Resource Partners, Inc.	\$2,176.00	Accounting temporary staff
EFT1010092	Harbinger Horizon	\$12,309.25	Workplace Harassment Prevention workshops, 7/30/24, Commerce, 7/30/24, Laguna Niguel, 7/23/24, Laguna Niguel; Team Building and Team Communication workshop, 8/8/24, Norwalk; Cultural Diversity & Implicit Biases workshops, 7/24/24 - 7/26/24, Apple Valley
EFT1010093	Independent Consulting & Risk Management Services, LLC	\$7,500.00	Liability claims audit 2024 deposit
EFT1010094	ISO Services, Inc.	\$6,110.00	Claims administration, 4/1/24 - 6/30/24
EFT1010097	Manning and Kass, Ellrod, Ramirez, Trester LLP	\$1,624.00	Legal service, 7/24
EFT1010100	OSTS, Inc	\$36,507.33	Audiometric Testing workshops, 6/4/24 and 6/6/24; Big 4 workshops, 6/13/24, Pismo Beach, 6/13/24, Big Bear City CSD, 6/18/24 and 6/20/24, San Clemente; Bloodborne Pathogens workshop, 6/24/24, Lake Elsinore; Confined Space Entry workshops, 6/13/24 and 6/27/24, Bell Gardens, 6/19/24, Hemet; Driver Safety workshop, 6/19/24, South El Monte; Environmental Safety: Lead and Asbestos Awareness workshops, 6/11/24, Arroyo Grande, 6/12/24, Morro Bay; Hazwoper First Responder Operations workshops, 6/24/24 and 6/27/24, Fountain Valley; Hearing Conservation workshop, 6/24/24, Lake Elsinore; Heat Illness Prevention workshop, 6/24/24, Lake Elsinore, 6/20/24, Norwalk; IIPP Employee Orientation workshop, 6/27/24, Brawley; Respiratory workshops, 6/18/24 and 6/20/24, San Clemente; Trench/Shoring/Excavating Competent workshop, 6/25/24 and 6/26/24
EFT1010101	Paylocity	\$140.00	Monthly COBRA and FSA fees
EFT1010102	Reinvention Labs LLC	\$9,562.50	2024 RMEF Keynote final
EFT1010108	W.T. Durant, Inc.	\$110,970.15	Big Sur building expense
EFT1010110	MissionSquare Retirement - 303081	\$23,823.56	Deferred compensation, 8/10/24 - 8/23/24
EFT1010111	U.S. Bank N.A. Minnesota	\$1,929.79	PARS Excess benefit contribution, 8/10/24 - 8/23/24
EFT1010112	Disability Access Consultants, LLC	\$3,700.00	ADA Consulting, Brawley, Claremont, Apple Valley, 7/2024
EFT1010113	FORTIS Resource Partners, Inc.	\$2,176.00	Accounting temporary staff
EFT1010114	PFM Asset Management LLC	\$17,144.68	Investment management fee, 7/24
EFT1010115	Charles Schwab	\$625.81	401A plan contribution, 8/14/24
DISBURSEMENT TOTAL		\$33,604,045.02	
GENERAL			
20240829	Chase Card Services	\$27,783.91	Business expenses
2700781	CalPERS	\$82,215.74	Medical premium, 8/24
2708900	CalPERS	\$26,446.08	PERS contribution, 7/27/24 - 8/9/24
2708901	CalPERS	\$9,404.67	PERS contribution, 7/27/24 - 8/9/24
2720695	CalPERS	\$27,120.44	PERS contribution, 8/10/24 - 8/23/24
2720696	CalPERS	\$9,404.68	PERS contribution, 8/10/24 - 8/23/24
GENERAL TOTAL		\$182,375.52	

CALIFORNIA JOINT POWERS INSURANCE AUTHORITY

WARRANT REGISTER

From: 8/1/2024 To: 8/31/2024

CHECK NUMBER	PAYEE	AMOUNT	DESCRIPTION
IMPREST ACCOUNTS DISBURSMENT			
	California JPIA WC ACCT# XXX-XXX5168	\$2,979,293.04	WC claims reimbursement Ck# 143251-145837
	California JPIA CCCSIF Workers Compensation ACCT# XXX-XXX5176	\$17,454.74	CCCSIF WC claims reimbursement Ck# 2025-2076
	California JPIA Liability ACCT# XXX-XXX3224	\$1,884,406.02	Liability claims reimbursement Ck# 6088-6405
	California JPIA Excess Liability ACCT# XXX-XXX9247	\$673,157.03	Excess Liability claims reimbursement Ck# 1155-1178
	California JPIA Payroll ACCT# XXX-XXX2794	\$578.92	Payroll account reimbursement for pay period Aug 1 2024-Aug 31 2024
	California JPIA Payroll ACCT# XXX-XXX2794	\$1,262.61	Payroll account reimbursement for pay period Aug 1 2024-Aug 31 2024
	California JPIA Payroll ACCT# XXX-XXX2794	\$2,768.84	Payroll account reimbursement for pay period Aug 1 2024-Aug 31 2024
	California JPIA Payroll ACCT# XXX-XXX2794	\$183,532.40	Payroll account reimbursement for pay period Aug 1 2024-Aug 31 2024
	California JPIA Payroll ACCT# XXX-XXX2794	\$184,461.10	Payroll account reimbursement for pay period Aug 1 2024-Aug 31 2024
	California JPIA Property ACCT# XXX-XXX5066	\$479,545.89	Property claims reimbursement Ck# 8563-8592
	Voided - California JPIA Checks	(\$47,735.09)	All Imprest Account
	IMPREST ACCOUNTS DISBURSMENT TOTAL	\$6,358,725.50	
	GRAND TOTAL	\$40,145,146.04	

In accordance with Article VII, of the Bylaws of the California Joint Powers Insurance Authority, the Chief Executive Officer hereby certifies to the accuracy of the demands and to the availability of funds for payment thereof.

Alexander Smith, Chief Executive Officer